

This is an Open Access document downloaded from ORCA, Cardiff University's institutional repository: <https://orca.cardiff.ac.uk/id/eprint/108924/>

This is the author's version of a work that was submitted to / accepted for publication.

Citation for final published version:

Dodekatos, Georgios, Abis, Laura, Freakley, Simon, Tüysüz, Harun and Hutchings, Graham 2018. Glycerol oxidation using MgO and Al₂O₃ supported gold and gold-palladium nanoparticles prepared in the absence of polymer stabilisers. ChemCatChem 10 (6) , pp. 1351-1359. 10.1002/cctc.201800074

Publishers page: <http://dx.doi.org/10.1002/cctc.201800074>

Please note:

Changes made as a result of publishing processes such as copy-editing, formatting and page numbers may not be reflected in this version. For the definitive version of this publication, please refer to the published source. You are advised to consult the publisher's version if you wish to cite this paper.

This version is being made available in accordance with publisher policies. See <http://orca.cf.ac.uk/policies.html> for usage policies. Copyright and moral rights for publications made available in ORCA are retained by the copyright holders.



Supporting Information

Glycerol Oxidation using MgO and Al₂O₃ supported gold and gold-palladium nanoparticles prepared in the absence of polymer stabilisers.

Georgios Dodekatos^a, Laura Abis^b, Simon J. Freakley^b, Harun Tüysüz^a and Graham. J. Hutchings^b.

^a *Max-Planck-Institut für Kohlenforschung, Kaiser-Wilhelm-Platz 1, D-45470 Mülheim an der Ruhr, Germany.*

^b *Cardiff Catalysis Institute, Cardiff University, Main Building, Park Place, Cardiff CF103AT.*

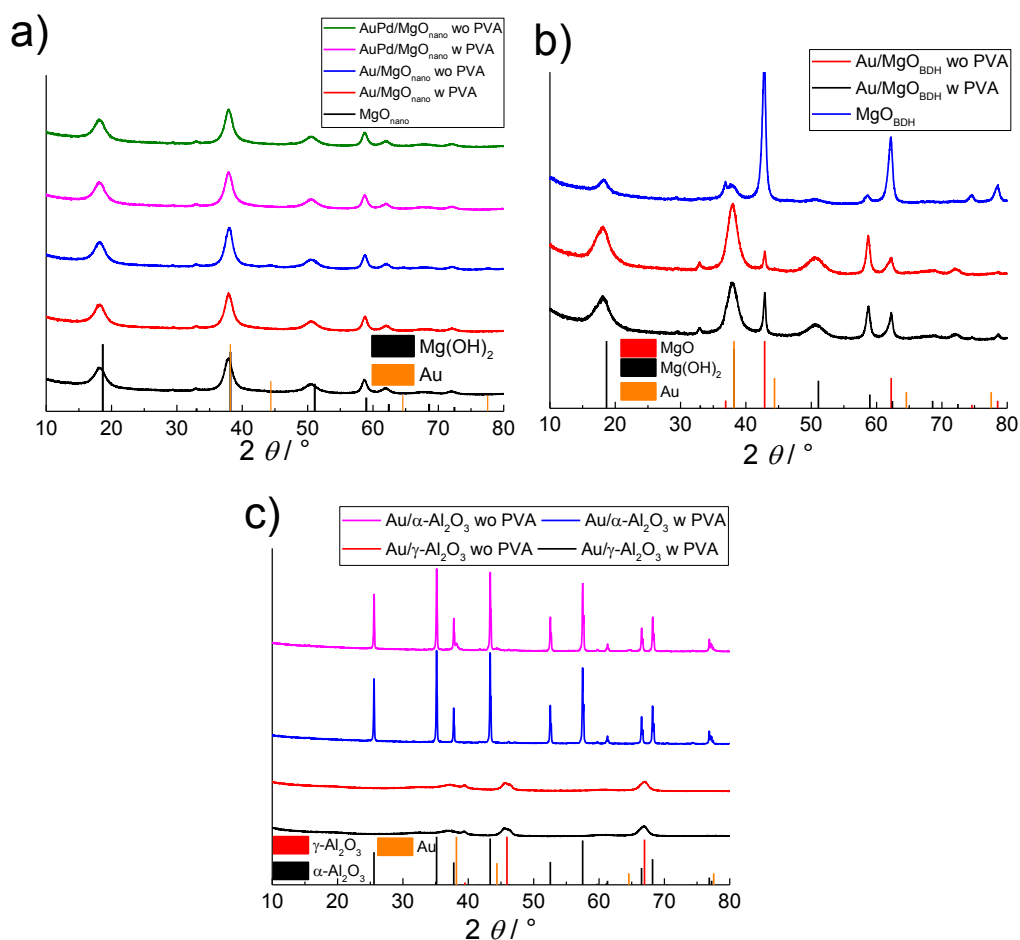


Figure S1. XRD patterns of a) Au/MgO_{nano} and AuPd/MgO_{nano} materials and of pristine MgO_{nano} as reference, b) Au/MgO_{BDH} materials and of MgO_{BDH} as reference, and of c) Au/ α -Al₂O₃ and Au/ γ -Al₂O₃ materials. Materials were prepared with (w) or without (wo) PVA addition during sol-immobilisation.




Figure S2. TEM micrographs of Au/ α -Al₂O₃ prepared with a) and without b) PVA by sol-immobilization. c) Histograms of particle size distributions for Au NPs (at least 300 counts for each sample).




Figure S3. TEM micrographs of AuPd/MgO_{nano} prepared with a) and without b) PVA by sol-immobilization. c) Histograms of particle size distributions for Au NPs (at least 400 counts for each sample).

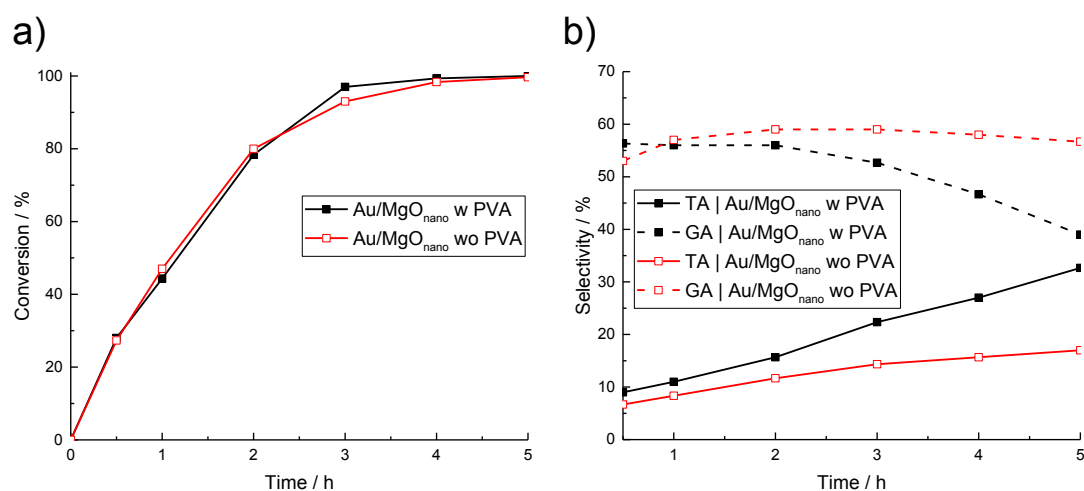


Figure S4. Conversion and selectivity profiles for glycerol oxidation over 1 wt% Au/MgO_{nano} catalysts prepared with (w) and without (wo) PVA during sol-immobilisation. Reaction conditions: 0.3 M glycerol, 2:1 NaOH/glycerol, 500:1 glycerol/metal, 10 mL, 60 °C, 3 bar O₂, stirring speed 1200 rpm. TA: tartronic acid; GA: glyceric acid. Hollow forms denote PVA-free catalysts; solid lines indicate TA selectivity and dashed lines indicate GA selectivity.

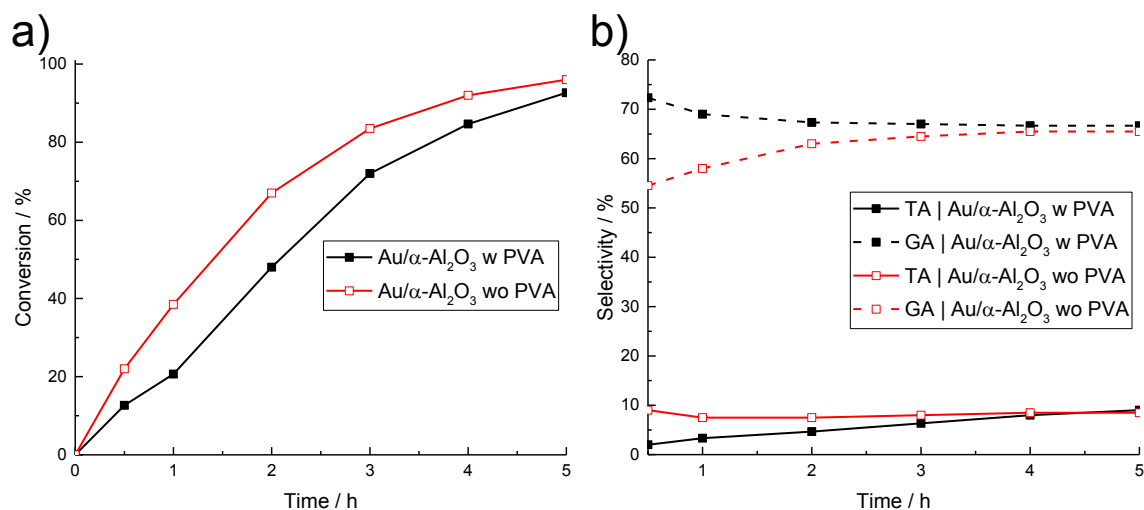


Figure S5. Conversion and selectivity profiles for glycerol oxidation over Au/α-Al₂O₃ catalysts prepared with (w) and without (wo) PVA during sol-immobilisation. Note that the catalyst prepared with PVA was only loaded with 0.1 wt% Au and the one without PVA was loaded with 1 wt%. Reaction conditions: 0.3 M glycerol, 2:1 NaOH/glycerol, 500:1 glycerol/metal, 10 mL, 60 °C, 3 bar O₂, stirring speed 1200 rpm. TA: tartronic acid; GA: glyceric acid. Hollow forms denote PVA-free catalysts; solid lines indicate TA selectivity and dashed lines indicate GA selectivity.

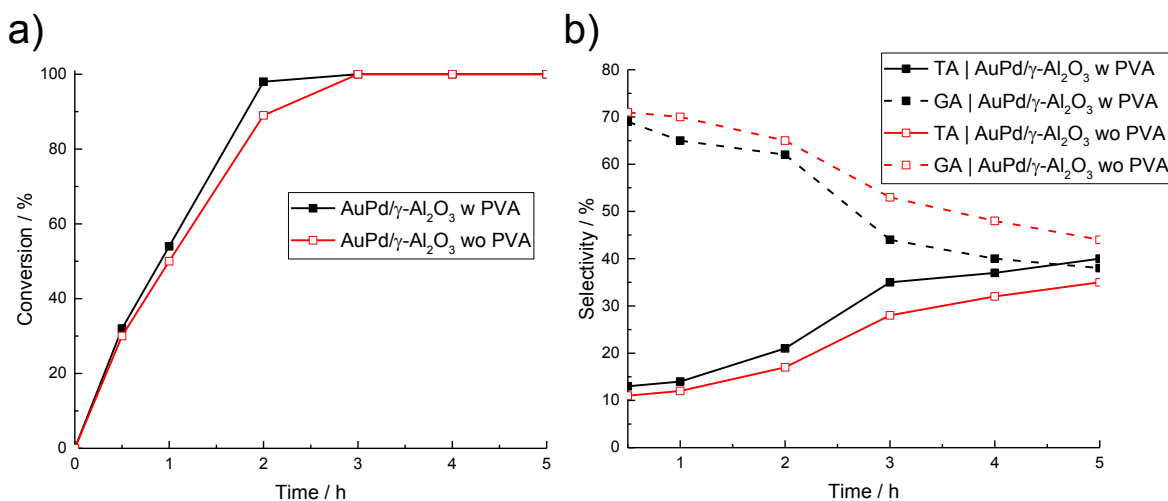


Figure S6. Conversion and selectivity profiles for glycerol oxidation over 1 wt% AuPd/γ-Al₂O₃ catalysts prepared with (w) and without (wo) PVA during sol-immobilisation. Reaction conditions: 0.3 M glycerol, 2:1 NaOH/glycerol, 385:1 glycerol/metal (based on Au), 10 mL, 60 °C, 3 bar O₂, stirring speed 1200 rpm. TA: tartronic acid; GA: glyceric acid. Hollow forms denote PVA-free catalysts; solid lines indicate TA selectivity and dashed lines indicate GA selectivity.