

Tert-butylation of naphthalene-2,6-diol and 6-methoxynaphthalen-2-ol

Andrey A. Berezin* and Davide Marinelli

School of Chemistry, Cardiff University Main Building, Park Pl, Cardiff CF10 3AT, United Kingdom

Email: Berezina@cardiff.ac.uk

Dedicated to Professor (Dr.) Oleg A. Rakitin on the occasion of his 65th birthday

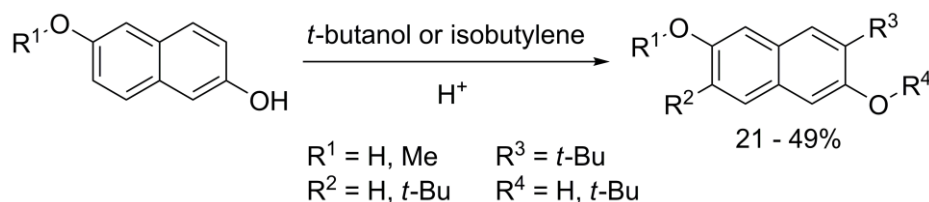
Received 06-30-2017

Accepted 07-19-2017

Published on line 08-23-2017

Abstract

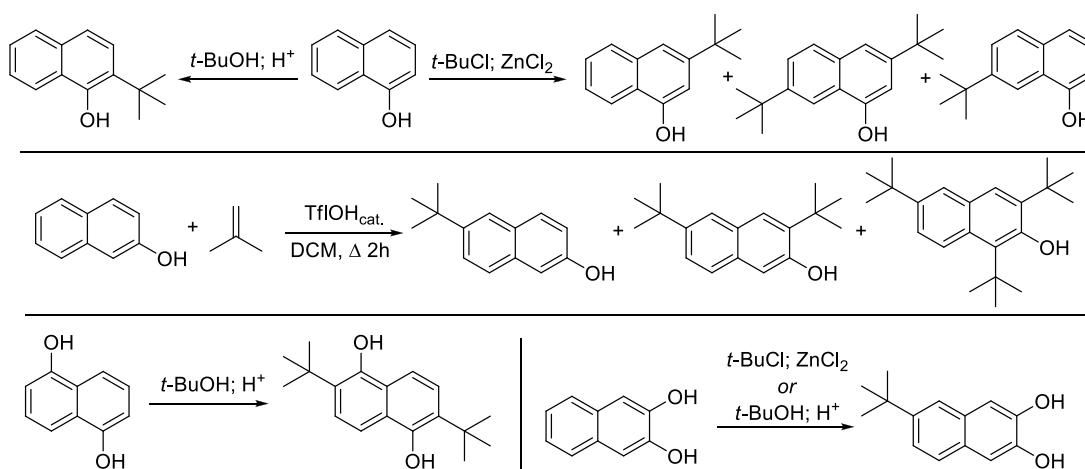
The products of *t*-butylation of naphthalene-2,6-diol and 6-methoxynaphthalen-2-ol with isobutylene and *t*-butanol were identified and characterized; the structures of those products were proved by single crystal X-ray structural analysis.)



Keywords: X-ray, butylation, naphthol, naphthalenediol, methoxynaphthol

Introduction

The *t*-butylation of α - and β -naphthols has been studied since the middle of 20th century. There are three general methods for *t*-butylation reported in the literature: Friedel-Crafts alkylation with *t*-butyl halide in the presence of Lewis acid, alkylation with isobutylene or with *t*-butanol in the presence of protic acids. The assignment of the position of *t*-butyl groups presented major difficulties during past studies and led to many mistakes and non-reproducible results.^{1,2} Nowadays the chemistry of *t*-butylation of α - and β -naphthols is well established and the structures of the products have been proved by 2D NMR.^{3,4} Only the *t*-butylation of 1,5-naphthalenediol⁵ and 2,3-naphthalenediol^{6,7} have been reported in literature to give 2,6-di-*tert*-butylnaphthalene-1,5-diol and 6-*tert*-butylnaphthalene-2,3-diol respectively (Scheme 1).



Scheme 1. Published syntheses of *tert*-butyl naphthols.

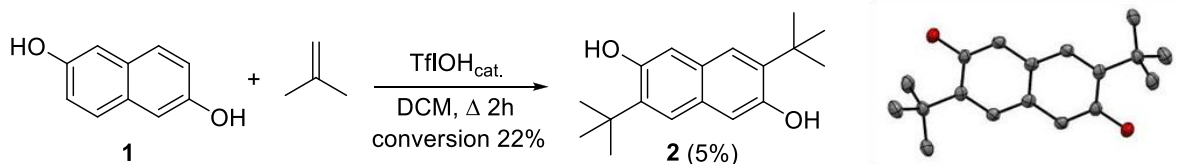
Results and Discussion

We recently required 3,7-di-*tert*-butyl-6-methoxynaphthalen-2-ol as a building block for synthesis of soluble derivatives of *peri*-xanthenoxanthenes. We decided to use naphthalene-2,6-diol as the starting material and to try the conditions reported for *t*-butylation of 2-naphthol that involves isobutylene in dichloromethane in the presence of catalytic amount of triflic acid.³ The desired 3,7-di-*tert*-butylnaphthalene-2,6-diol (**2**) was obtained in this reaction with only 5% yield mainly due to poor solubility of naphthalene-2,6-diol (**1**) in dichloromethane. Starting naphthalene-2,6-diol (**1**) was recovered in 78% yield together with quinoidal products of oxidation besides the desired product **2** that has been isolated, and its structure confirmed by single crystal X-ray structural analysis (Scheme 2).

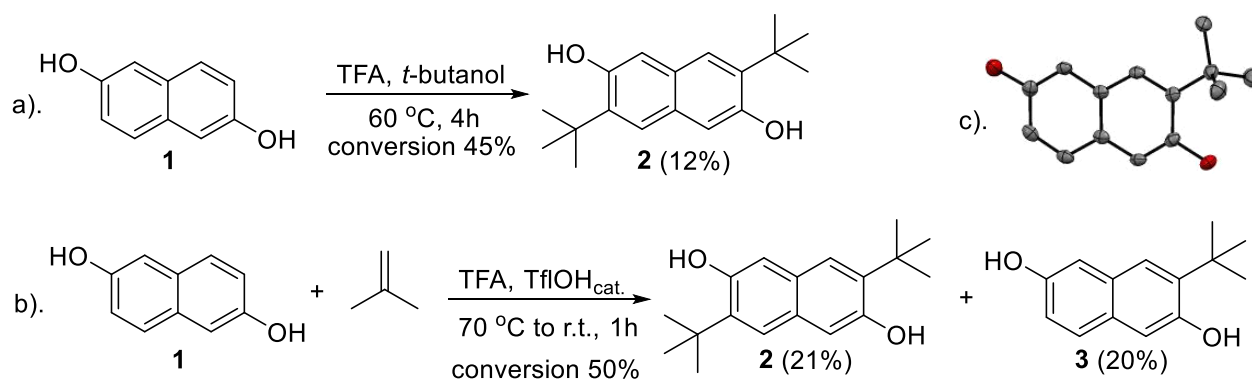
3,7-Di-*tert*-butylnaphthalene-2,6-diol (**2**) proved to be stable in TFA solution up to 40 °C and up to 70 °C in TFA in the presence of excess of *t*-butanol. At higher temperatures, it starts to lose *t*-butyl groups returning to naphthalene-2,6-diol (**1**). 3,7-Di-*tert*-butylnaphthalene-2,6-diol (**2**) appeared to be unstable in solution to oxidation by air and quickly gave deep blue colored products upon day light irradiation.

Naphthalene-2,6-diol (**1**) produced 3,7-di-*tert*-butylnaphthalene-2,6-diol (**2**) in 12% yield together with unreacted naphthalene-2,6-diol (**1**) and products of its oxidation on heating at 60 °C with excess of *t*-butanol and TFA for 4 hours. Attempt to substitute *t*-butanol by isobutylene in this reaction did not give any products and only returned unreacted naphthalene-2,6-diol (**1**). Nevertheless, the addition of catalytic amount of triflic

acid into the reaction mixture, preheated to 70 °C and left to cool down slowly to ambient temperature upon addition of isobutylene afforded 3,7-di-*tert*-butylnaphthalene-2,6-diol (**2**) in 21% yield together with unreacted naphthalene-2,6-diol (**1**) and 3-*tert*-butylnaphthalene-2,6-diol (**3**) in 20% yield. The longer reaction time does only increase the level of products of oxidation and decrease the yields of naphthols (Scheme 3).

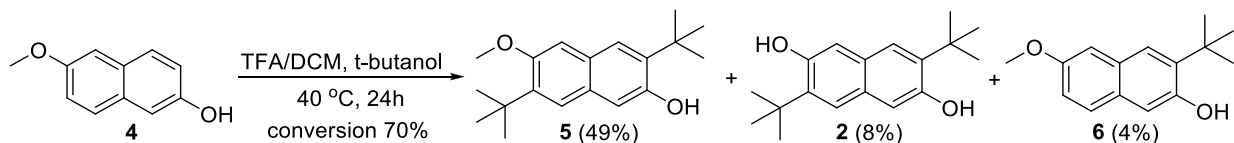


Scheme 2. Left: reaction of naphthalene-2,6-diol (**1**) with isobutylene. Right: ORTEP representation of 3,7-di-*tert*-butylnaphthalene-2,6-diol (**2**) determined by X-ray diffraction (atom colors: C in black, O in red. Hydrogen atoms omitted for clarity). Space group: I 2/a. Atomic displacement parameters, obtained at 150 K, are drawn at the 50% probability level.



Scheme 3. Reaction of naphthalene-2,6-diol (**1**) with *t*-butanol (a) and isobutylene (b) in TFA. (c). ORTEP representation of 3-*tert*-butylnaphthalene-2,6-diol (**3**) determined by X-ray diffraction (atom colors: C in black, O in red. Hydrogen atoms omitted for clarity). Space group: P 2₁/c. Atomic displacement parameters, obtained at 293 K, are drawn at the 50% probability level.

In order to overcome the problem of solubility of starting material we selected much more soluble 6-methoxynaphthalen-2-ol (**4**) in reaction with *t*-butanol in dichloromethane/TFA solution at 40 °C that delivered 3,7-di-*tert*-butyl-6-methoxynaphthalen-2-ol (**5**) in 49% yield together with unreacted starting naphthol **4**, 3-*tert*-butyl-6-methoxynaphthalen-2-ol (**6**) and the product of demethylation - 3,7-di-*tert*-butylnaphthalene-2,6-diol (**2**) as a minor product (Scheme 4).



Scheme 4. Reaction of 6-methoxynaphthalen-2-ol (**4**) with *t*-butanol in DCM/TFA. The structure of 3,7-di-*tert*-butyl-6-methoxynaphthalen-2-ol (**5**) was confirmed by single crystal X-ray diffraction (Figure 1).

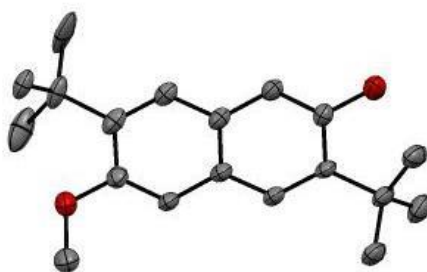
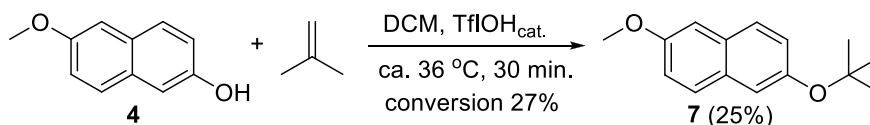


Figure 1. ORTEP representation of 3,7-di-*tert*-butyl-6-methoxynaphthalen-2-ol (**5**) determined by X-ray diffraction (atom colors: C in black, O in red. Hydrogen atoms omitted for clarity). Space group: *P b c n*. Atomic displacement parameters, obtained at 150 K, are drawn at the 50% probability level.

The attempt to obtain 3,7-di-*tert*-butyl-6-methoxynaphthalen-2-ol (**5**) from 6-methoxynaphthalen-2-ol (**4**) with isobutylene in dichloromethane and catalytic amount of triflic acid unexpectedly gave 2-*tert*-butoxy-6-methoxynaphthalene (**7**) in reasonably good yield (based on reacted starting material) (Scheme 5).



Scheme 5. Reaction of 6-methoxynaphthalen-2-ol (**4**) with isobutylene in DCM with catalytic amount of triflic acid.

2,6-Dimethoxynaphthalene was tested with isobutylene and *t*-butanol under conditions listed above but did not give products of *t*-butylation.

Conclusions

t-Butylation of naphthalene-2,6-diol and 6-methoxynaphthalen-2-ol has been successfully developed and the structure of products obtained unambiguously determined by single crystal X-ray structural analysis.

Experimental Section

General. Thin layer chromatography (TLC) was conducted on pre-coated aluminum sheets with 0.20 mm *Machevery-Nagel* Alugram SIL G/UV254 with fluorescent indicator UV254. *Column chromatography* was carried out using *Merck Gerduran* silica gel 60 (particle size 63–200 μm). Nuclear magnetic resonance (NMR) ^1H , and ^{13}C spectra were obtained on a 300 MHz (*Bruker*) and 400 MHz (*Bruker* AVANCE III HD) NMR at rt. Chemical shifts were reported in ppm according to tetramethylsilane using the solvent residual signal as an internal reference (CDCl_3 : δ_{H} 7.26 ppm, δ_{C} 77.16 ppm; acetone- d_6 : δ_{H} 2.05 ppm, δ_{C} 29.84 ppm). Coupling constants (*J*) were given in Hz. Resonance multiplicity was described as *s* (singlet), *d* (doublet), *dd* (doublet of doublets) and *br* (broad signal). Carbon spectra were acquired with a complete decoupling for the proton. The

Attached Proton Test (APT) experiments were used to determine C-H multiplicities in carbon spectras. Infrared spectra (IR) were recorded on a *Shimadzu IR Affinity 1S FTIR* spectrometer in ATR (attenuated total reflection) mode with a diamond mono-crystal. Mass spectrometry was performed by the high-resolution electron ionisation mass spectra (HRMS) on a Waters GCT Premier mass spectrometer with a direct insertion probe in the positive ion mode. The data was processed using the Waters MassLynx software. The commercially available starting materials were used as received without further purification. Isobutylene was obtained according to the literature procedure.⁸

3,7-Di-*tert*-butylnaphthalene-2,6-diol 2 and 3-*tert*-butylnaphthalene-2,6-diol (3). Naphthalene-2,6-diol (**1**) (1.00 g, 6.24 mmol) was dissolved in TFA (100 mL) at *ca.* 70 °C and triflic acid (0.03 mL, 0.31 mmol) was added. Isobutylene was bubbled through the reaction mixture and the temperature of the reaction mixture slowly decreased to *ca.* 40 °C over 1 hour. The volatiles were removed under reduced pressure at 40 °C, the solid residue dispersed in DCM and the unreacted starting naphthalene-2,6-diol (**1**) (0.5 g, 50%) removed by filtration. The filtrate was chromatographed on silica (DCM) to give firstly 3,7-di-*tert*-butylnaphthalene-2,6-diol (**2**) as colorless solid (0.37 g, 21%), mp 227-229 °C (from CHCl₃); *R_f* (DCM/ petroleum ether 1:1) 0.16; $\nu_{\max}/\text{cm}^{-1}$ 3537m (OH), 3354m (Ar), 2999w (Alk), 2957m (Alk), 2916w (Alk), 2870w (Alk); δ_{H} (300 MHz, CDCl₃) 7.46 (2H, s, ArH), 6.93 (2H, s, ArH), 4.86 (2H, br.s, OH), 1.47 (18H, s, 2 *t*-Bu); δ_{C} (75 MHz, acetone-*d*₆) 153.4, 138.8, 129.0, 123.4, 111.1, 35.5, 30.1; HRMS (TOF EI+): *m/z* [M]⁺ calcd for (C₁₈H₂₄O₂): 272.1776; found: 272.1785. Further elution (DCM) gave 3-*tert*-butylnaphthalene-2,6-diol (**3**) (0.27 g, 20%) as colorless solid, mp 160-162 °C (from DCM); *R_f* (DCM) 0.16; $\nu_{\max}/\text{cm}^{-1}$ 3549m (OH), 3532s (OH), 2963m (Alk), 2953m (Alk), 2914m (Alk), 2876w (Alk); δ_{H} (400 MHz, CDCl₃) 7.54 (1H, s, ArH), 7.50 (1H, d, *J* 8.7, ArH), 7.08 (1H, d, *J* 2.4, ArH), 7.01 (1H, dd, *J* 8.7, 2.5, ArH), 4.93 (2H, br.s, OH), 1.49 (9H, s, *t*-Bu); δ_{C} (APT, 75 MHz, acetone-*d*₆) 153.8 (s), 153.4 (s), 139.5 (s), 130.6 (s), 128.9 (s), 127.2 (d), 124.5 (d), 118.6 (d), 110.9 (d), 110.0 (d), 35.6 (*Cq t*-Bu), 30.0 (*t*-Bu); HRMS (TOF EI+): *m/z* [M]⁺ calcd for (C₁₄H₁₆O₂): 216.1150; found: 216.1153.

3,7-Di-*tert*-butyl-6-methoxynaphthalen-2-ol (5) and 3-*tert*-butyl-6-methoxynaphthalen-2-ol (6). 6-Methoxynaphthalen-2-ol (**4**) (1.00 g, 5.74 mmol) was dissolved in TFA (10 mL), DCM (5 mL) and *tert*-butanol (5.5 mL). The reaction mixture was heated at *ca.* 40 °C for 24 hours, the volatiles were removed under reduced pressure at 40 °C, the solid residue dissolved in DCM and chromatographed on silica (DCM) to give firstly 3,7-di-*tert*-butyl-6-methoxynaphthalen-2-ol (**5**) as colorless solid (0.81 g, 49%), mp 129-133 °C (from petroleum ether); *R_f* (DCM/ petroleum ether 1:1) 0.31; $\nu_{\max}/\text{cm}^{-1}$ 3499m (OH), 3003w (Alk), 2959m (Alk), 2941m (Alk), 2909m (Alk), 2866w (Alk); δ_{H} (300 MHz, CDCl₃) 7.58 (1H, s, ArH), 7.46 (1H, s, ArH), 7.09 (1H, s, ArH), 6.93 (1H, s, ArH), 4.87 (1H, br.s, OH), 3.92 (3H, s, CH₃), 1.50 (9H, s, *t*-Bu), 1.45 (9H, s, *t*-Bu); δ_{C} (APT, 75 MHz, CDCl₃) 156.1 (s), 151.6 (s), 139.8 (s), 137.9 (s), 128.2 (s), 127.8 (s), 123.9 (d), 122.7 (d), 110.8 (d), 106.3 (d), 54.9 (CH₃), 35.2 (*Cq t*-Bu), 35.0 (*Cq t*-Bu), 29.9 (*t*-Bu), 29.8 (*t*-Bu); HRMS (TOF EI+): *m/z* [M]⁺ calcd for (C₁₉H₂₆O₂): 286.1933; found: 286.1930. Further elution (DCM) gave 3,7-di-*tert*-butylnaphthalene-2,6-diol (**2**) as colorless solid (0.12 g, 8%), mp 227-229 °C (from CHCl₃); *R_f* (DCM/ petroleum ether 1:1) 0.16; $\nu_{\max}/\text{cm}^{-1}$ 3537m (OH), 3354m (Ar), 2999w (Alk), 2957m (Alk), 2916w (Alk), 2870w (Alk); δ_{H} (300 MHz, CDCl₃) 7.46 (2H, s, ArH), 6.93 (2H, s, ArH), 4.86 (2H, br.s, OH), 1.47 (18H, s, 2 *t*-Bu); identical to the product described above. Further elution (DCM) gave 3-*tert*-butyl-6-methoxynaphthalen-2-ol (**6**) as colorless solid (0.05 g, 4%), mp 65-66 °C; *R_f* (DCM) 0.19; $\nu_{\max}/\text{cm}^{-1}$ 3254w (Ar), 2999w (Alk), 2957m (Alk), 2916m (Alk), 2868w (Alk), 2833w (Alk); δ_{H} (300 MHz, CDCl₃) 7.60 (1H, d, *J* 8.8, ArH), 7.52 (1H, s, ArH), 7.09–7.06 (2H, m, ArH), 7.02 (1H, dd, *J* 8.8, 2.6, ArH), 4.92 (1H, br.s, OH), 3.92 (3H, s, CH₃), 1.45 (9H, s, *t*-Bu); δ_{C} (APT, 75 MHz, CDCl₃) 156.1 (s), 151.6 (s), 140.5 (s), 129.4 (s), 128.2 (s), 127.5 (d), 123.9 (d), 117.2 (d), 109.7 (d), 106.1 (d), 54.9 (CH₃), 35.2 (*Cq t*-Bu), 29.8 (*t*-Bu); HRMS (TOF EI+): *m/z* [M]⁺

calcd for (C₁₅H₁₈O₂): 230.1307; found: 230.1308. Further elution (DCM) gave unreacted 6-Methoxynaphthalen-2-ol (**4**) (0.30 g, 30%).

2-tert-Butoxy-6-methoxynaphthalene (7). 6-Methoxynaphthalen-2-ol (**4**) (1.00 g, 5.74 mmol) was dissolved in DCM (25 mL) and a triflic acid (0.05 mL, 0.57 mmol) was added. Isobutylene was bubbled through the boiling reaction mixture for 30 minutes. The volatiles were removed under reduced pressure at 40 °C and the solid residue was extracted with hot petroleum ether (50 mL). The solid remained was unreacted 6-methoxynaphthalen-2-ol (**4**) (0.73 g, 73%). The petroleum ether extract was chromatographed on silica (DCM) to give 2-tert-butoxy-6-methoxynaphthalene (**7**) as colorless solid (0.33 g, 25%), mp 69-70 °C; *R*_f (DCM) 0.52; *v*_{max}/cm⁻¹ 2974m (Alk), 2932w (Alk), 2903w (Alk); δ _H (300 MHz, CDCl₃) 7.67-7.60 (2H, m, ArH), 7.34 (1H, d, *J* 2.1, ArH), 7.18-7.09 (3H, m, ArH), 3.89 (3H, s, CH₃), 1.38 (9H, s, *t*-Bu); δ _C (APT, 75 MHz, CDCl₃) 156.7 (s), 151.2 (s), 131.3 (s), 129.3 (s), 128.6 (d), 127.2 (d), 125.5 (d), 120.3 (d), 118.8 (d), 105.5 (d), 78.6 (Cq *t*-Bu), 55.3 (CH₃), 28.8 (*t*-Bu); HRMS (TOF EI+): *m/z* [M]⁺ calcd for (C₁₅H₁₈O₂): 230.1307; found: 230.1313.

Acknowledgements

We are grateful to ERC Starting Grant "COLORLANDS" project for financial support and to Prof. Davide Bonifazi for providing us a laboratory, equipment, consumables and scientific expertise.

Supplementary Material

¹H, ¹³C NMR spectra and crystallographic data of reported compounds can be found in supplementary materials.

References

1. Buu-Hoï, N. P.; Bihan, H. L.; Binon, F.; Rayet, P. *J. Org. Chem.* **1950**, *15*, 1060-1066. <http://dx.doi.org/10.1021/jo01151a024>
2. Miyata, T.; Hamada, T.; Hirashima, T.; Manabe, O.; Hiyama, H. *J. Syn. Org. Chem., Japan* **1973**, *31*, 831-834. <http://dx.doi.org/10.5059/yukigoseikyokaishi.31.831>
3. Braddock, C. D.; Tucker, S. C.; Brown, J. M. *Bull. Soc. Chim. Fr.* **1997**, 399-410.
4. Georghiou, P. E.; Ashram, M. *J. Org. Chem.* **1995**, *60*, 2909-2911. <http://dx.doi.org/10.1021/jo00114a049>
5. Christensen, J. B.; Bechgaard, K. *J. Heterocycl. Chem.* **2003**, *40*, 757-761. <http://dx.doi.org/10.1002/jhet.5570400503>
6. Marinina, L. E.; Alekseeva, V. I.; Sawina, L. P.; Luk'yanets, E. A. *Chem. Heterocycl. Compounds* **1988**, *24*, 220-225. <http://dx.doi.org/10.1007/BF00473337>
7. Taylor, R. G. D.; Bezzu, C. G.; Carta, M.; Msayib, K. J.; Walker, J.; Short, R.; Kariuki, B. M.; McKeown, N. B. *Chemistry – A European Journal* **2016**, *22*, 2466-2472. <http://dx.doi.org/10.1002/chem.201504212>
8. Vanino, L. *Handbuch der präparativen Chemie; ein Hilfsbuch für das arbeiten im chemischen Laboratorium unter Mitwirkung verschiedener Fachgenossen, Vol. 2*, Ferdinand Enke, Stuttgart, **1923**. <http://books.google.com/books?id=zvg4AAAAIAAJ&ie=ISO-8859-1>