

Online Research @ Cardiff

This is an Open Access document downloaded from ORCA, Cardiff University's institutional repository: <http://orca.cf.ac.uk/123851/>

This is the author's version of a work that was submitted to / accepted for publication.

Citation for final published version:

Santos Hernandez, Alba, Lewis, Richard James, Malta, Grazia, Howe, Alexander, Morgan, David John, Hampton, Euan, Gaskin, Paul and Hutchings, Graham J. 2019. The direct synthesis of hydrogen peroxide over Au-Pd supported nanoparticles under ambient conditions. *Industrial & Engineering Chemistry Research* 58 (28) , pp. 12623-12631. 10.1021/acs.iecr.9b02211 filefile

Publishers page: <http://dx.doi.org/10.1021/acs.iecr.9b02211>
<<http://dx.doi.org/10.1021/acs.iecr.9b02211>>

Please note:

Changes made as a result of publishing processes such as copy-editing, formatting and page numbers may not be reflected in this version. For the definitive version of this publication, please refer to the published source. You are advised to consult the publisher's version if you wish to cite this paper.

This version is being made available in accordance with publisher policies. See <http://orca.cf.ac.uk/policies.html> for usage policies. Copyright and moral rights for publications made available in ORCA are retained by the copyright holders.



The direct synthesis of hydrogen peroxide over Au-Pd supported nanoparticles under ambient conditions.

Alba Santos,^[a] Richard J. Lewis,^[a] Grazia Malta,^[a] Alexander G. R. Howe,^[a] David J. Morgan,^[a] Euan Hampton,^[b] Paul Gaskin^[b] and Graham J. Hutchings^{*[a]}

^aCardiff Catalysis Institute, School of Chemistry, Cardiff University, Main Building, Park Place, Cardiff, CF10 3AT, United Kingdom.

^bDŵr Cymru Welsh Water, Pentwyn Road, Nelson, Treharris, CF46 6LY, United Kingdom.

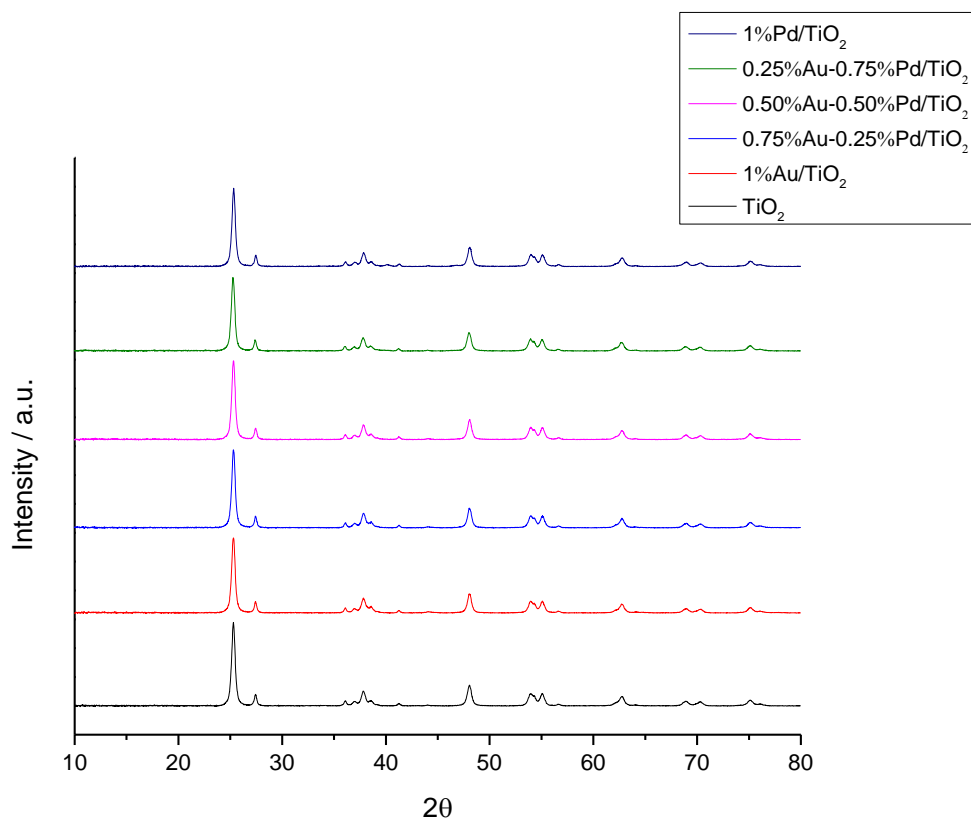
* Hutch@cardiff.ac.uk

Supporting Information

Table S.1. Nominal and actual total metal loading of 1% AuPd/TiO₂ as determined by MP-AES.

Catalyst	Actual Au loading / %	Actual Pd loading / %
1%Au / TiO ₂	1.0	-
0.75%Au-0.25%Pd/TiO ₂	0.76	0.24
0.5%Au-0.5%Pd/TiO ₂	0.53	0.47
0.25%Au-0.75%Pd/TiO ₂	0.27	0.74
1%Pd / TiO ₂	-	0.95

All catalysts exposed to a reductive heat treatment (4 h, 400 °C, 10 °Cmin⁻¹, 5%H₂/Ar).

**Figure S.1.** X-ray diffractograms of 1%Au-Pd/TiO₂ with varying Au:Pd ratio, prepared by modified impregnation, reduced at 400 °C, 4 h, 5%H₂/Ar, ramp rate = 10 °Cmin⁻¹.

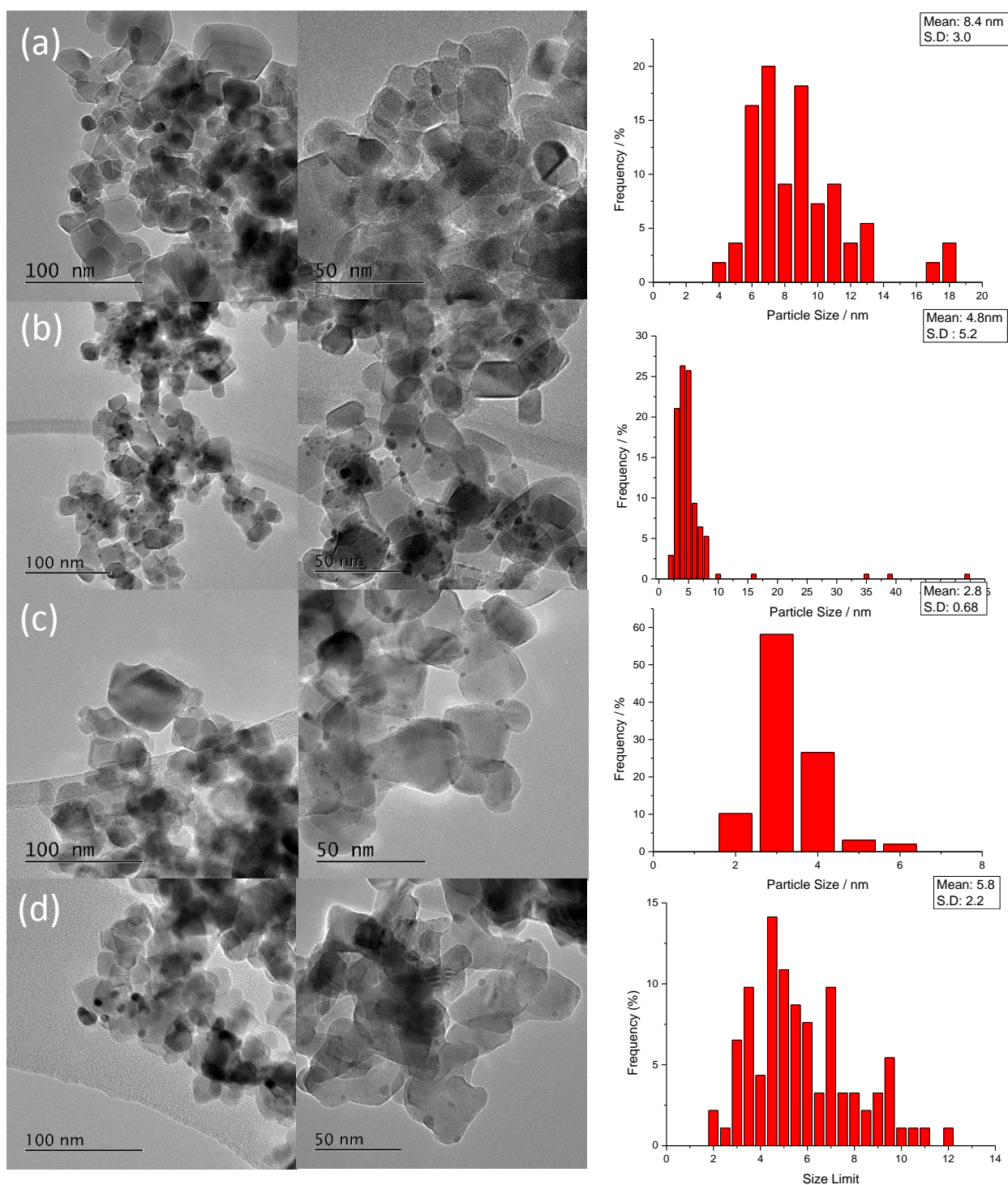


Figure S.2. Transmission electron microscopy of 1%Au-Pd/TiO₂ with varying Au:Pd ratio, prepared by modified impregnation, reduced at 400 °C, 4 h, 5% H₂/Ar, ramp rate = 10 °Cmin⁻¹. (a) 1%Au/TiO₂, (b) 0.75%Au-0.25%Pd/TiO₂, (c) 0.5%Au-0.5%Pd/TiO₂, (d) 0.25%Au-0.75%Pd/TiO₂. Note that mean particle size for 1%Pd/TiO₂ is unable to be determined due Pd particle size below detection limit of TEM.




Figure S.3. Energy dispersive X-ray analysis of 1% Pd/ TiO₂ catalyst prepared by modified impregnation, reduced at 400 °C, 4 h, 5%H₂/Ar, ramp rate = 10 °Cmin⁻¹.

Table S.2. Leaching of Au and Pd from 0.5%Au-0.5%Pd/TiO₂ catalyst after H₂O₂ synthesis reaction as determined by ICP.

Conditions	Au leaching / %	Pd leaching / %
H ₂ O/MeOH, 2 °C, CO ₂ diluent	0	0
H ₂ O, 25 °C, N ₂ diluent	0	0.2

Catalyst exposed to a reductive heat treatment (4 h, 400 °C, 10 °Cmin⁻¹, 5%H₂/Ar).