

Low threshold quantum dot lasers directly grown on unpatterned quasi-nominal (001) Si

Yating Wan, Chen Shang, Justin Norman, Bei Shi, Qiang Li, Noelle Collins, Mario Dumont, Kei May Lau, Arthur C. Gossard, John E. Bowers

Abstract—We report electrically pumped, continuous-wave (cw) InAs/GaAs quantum dot (QD) lasers directly grown on quasi-nominal Si (001) substrates with offcut angle as small as 0.4° . No GaP, Ge buffer layers or substrate patterning is required. An anti-phase boundary free epitaxial GaAs film was grown by metal-organic chemical vapor deposition (MOCVD) with a low threading dislocation density of $3 \times 10^7 \text{ cm}^{-2}$. Room-temperature cw lasing at $\sim 1.3 \mu\text{m}$ has been achieved, with a minimum threshold current density of 34.6 A/cm^2 per layer, a maximum operating temperature of 80°C , and a maximum single facet output power of 52 mW. A comparison of various monolithic III-V heteroepitaxy on Si solutions is presented. Direct growth on unpatterned quasi-nominal (001) Si may yield the best material quality at the lowest lifecycle cost.

Index Terms—Integrated optoelectronics, quantum dots, wafer scale integration

I. INTRODUCTION

Optical interconnects are superior to electronic interconnects through their high bandwidth capability, immunity to electromagnetic interference, and minimum attenuation and dispersion at 1.3 and 1.55 μm wavelengths. This technology replaced electrical wires several decades ago in long-haul telecommunications and is now taking shape, with a similar trend, at increasingly short lengths in datacom and high-performance computing (HPC) [1]. As cost is a fundamental design criterion, the development of optoelectronic integration with complementary metal-oxide-semiconductor (CMOS) electronics would obviously boost the adoption of photonics for post-Moore performance scaling of electronic systems [2]. A complete suite of photonic devices is needed, with passive optical components on the silicon-on-insulator (SOI) platform, high-speed modulators based on silicon PN junctions, high-speed photo detectors (PDs) based on epitaxially grown germanium films [3, 4], and integrated lasers. While the realization of a laser based entirely on a Si-like nonpolar group

IV material system could be an enabler for the implementation of on-chip light sources, the best Group IV laser has threshold current density around 300 kA/cm^2 [5], which is ~ 3000 times higher than that of the state-of-the-art III-V laser (with a typical number of $\sim 0.1 \text{ kA/cm}^2$).

Heterogeneous silicon photonics via wafer bonding high quality III-V layers onto a Si substrate is now reaching maturity [6, 7], with commercial products shipped in volume for the data center market [8]. However, the use of III-V substrates for the laser growth can be costly. Absent any III-V substrate reclamation processes, over 95% of the III-V material is wasted in the process (only 1-2 μm of the epi material is used, the 500 μm substrate is etched away). As an alternative, direct growth of high gain III-V laser material onto large area, low cost Si substrates is well suited for high volume applications. This research field was boosted by using a quantum dot (QDs) active region in place of traditional quantum wells (QWs), giving rise to lower thresholds and better reliability [9-11]. To date, tremendous advancements have been made in blanket heteroepitaxy of III-V compound semiconductors on Si substrates, including scaling III-V integration up to 300-mm Si wafers [12, 13], overcoming the antiphase boundary (APB) problem on exact (001) oriented Si [13-17], and exceptional laser performance with continuous-wave (cw) threshold currents below 1 mA [18], single-side output power of 175 mW [19], near zero linewidth enhancement factor [20], isolator-free stability at optical feedback levels of up to 90% [21], and extrapolated mean time to failure of more than 10,000,000 hours at 35°C [22].

For III-V/Si integration to be compatible with CMOS processing, microelectronics-standard nominal (001) Si substrates with a miscut angle less than 0.5° are preferred. However, except for the use of a thin GaP buffer layer, conventional hetero-epitaxy on planar Si wafers generally requires a 4° - 6° offcut angle to form a prominent double-stepped Si surface so that APB formation can be prevented [23]. Recently, there has been notable progress to achieve APB-free III-V epilayers on on-axis (001) substrates. Chen *et al.* [13]

Manuscript received on February 20, 2019. This work was funded in part by the Advanced Research Projects Agency-Energy (ARPA-E), U.S. Department of Energy, under Award Number DE-AR0001042. The views and opinions of authors expressed herein do not necessarily state or reflect those of the United States Government or any agency thereof. This work was also supported by Advanced Research Projects Agency-Energy (ARPA-E) DE-AR0000672, Research Grants Council of Hong Kong (RGC) (No 16245216), Innovation Technology Fund of Hong Kong (ITS/273/16FP).

Y. Wan, and J. E. Bowers are with the Institute for Energy Efficiency, University of California, Santa Barbara, CA 93106 USA (e-mail: yatingwan@ucsb.edu; stliu@ece.ucsb.edu; bowers@ece.ucsb.edu).

C. Shang, J. C. Norman, and A. C. Gossard are with the Materials Department, University of California, Santa Barbara, CA 93106 USA (e-mail: shang00@umail.ucsb.edu; jnorman@ucsb.edu; acgossard@gmail.com).

B. Shi, Q. Li, K. M. Lau are with Department of Electronic and Computer Engineering, Hong Kong University of Science & Technology, Clear Water Bay, Hong Kong (e-mail: (e-mail: bshiaa@connect.ust.hk; qli@connect.ust.hk; ekmlau@ust.hk).

N. Collins, M. Dumont are with the Department of Electrical and Computer Engineering, University of California, Santa Barbara, CA 93106 USA (e-mail: noellecollins@ucsb.edu; mariodumont@ucsb.edu).

Y. Wan, and C. Shang contribute equally in this manuscript.

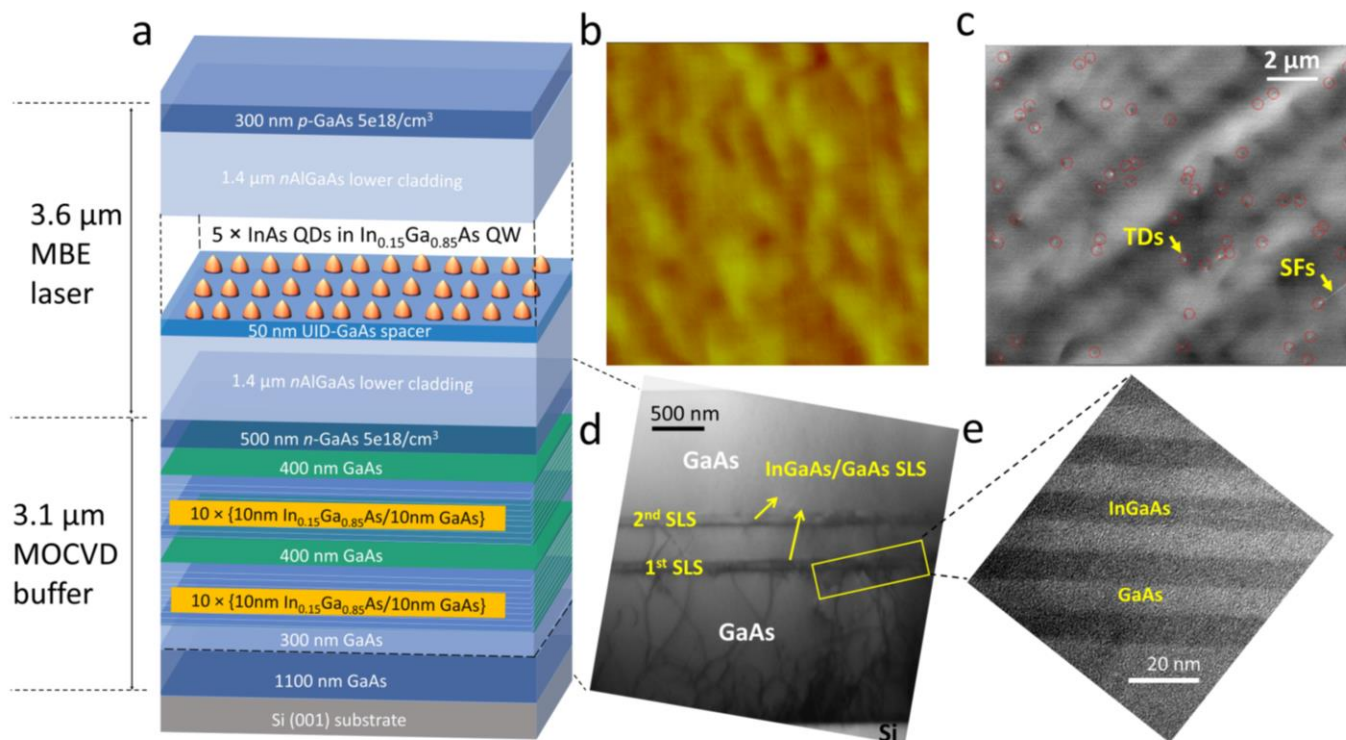


Fig. 1. (a) Schematic image of the buffer structure by MOCVD and the full stack of a standard QD laser structure by MBE. (b) Atomic force microscopy image of the sample surface, with a RMS value of 2.26 nm. The image has a size of $10 \times 10 \mu\text{m}^2$. (c) Plan-view ECCI image of the buffer structure, showing that the TDD is as low as $3 \times 10^7 \text{ cm}^{-2}$. (d) and (e) Cross-sectional TEM images of the SLS structure, showing stacking faults termination effects.

reported electrically pumped $1.3 \mu\text{m}$ InAs/GaAs QD lasers directly grown on microelectronics-standard (001) Si substrates with unpatterned surface using a sophisticated Si surface preparation step. However, there has been observed degradation in laser performance, including higher threshold current densities and poorer T_0 , compared to lasers directly grown on offcut Si substrates [24]. Norman *et al.* [25] uses selective patterning of an on-axis (001) silicon substrate to simultaneously circumvent the issue of antiphase domains and reduce the dislocation density in a coalesced GaAs buffer layer. By growing III/V in trenches with a V-shaped bottom consisting of two {111} facets, anti-phase disorder can be avoided with no specific surface treatment required [26, 27]. However, if the trenches are very narrow and deep, it becomes more difficult to achieve perfectly clean {111} Si facets, which might degrade the yield to some extent. Wei *et al.* [17] initialized a quite unique way to achieve high-quality III-V layers on Si via homo-epitaxially grown (111)-faceted Si hollow structures by in-situ hybrid epitaxy. In addition to the APB annihilation and threading dislocation termination effects through the in-situ (111)-facet, the hollow structures can effectively reduce the thermal stress. This is very beneficial to alleviate microthermal cracks from thermal expansion mismatch between III-V and Si, though only optically pumped devices have been demonstrated so far [28]. Kwoen *et al.* [16, 29] reported all molecular beam epitaxy (MBE) grown high-quality InAs/GaAs QD lasers on on-axis Si (001) substrates without using patterning and intermediate layers of foreign material. Though buffer-layer threading dislocation density (TDD) value is approximately eight times higher than that for the QD lasers on on-axis GaP/Si [19], high-temperature (over 100°C) cw operation was achieved with threshold current density as low as 370 A/cm^2 and a

maximum net modal gain centered around 1225 nm [29].

Compared to MBE, III-V buffers grown by metal organic chemical vapor deposition (MOCVD) may have advantages in terms of high growth rates in volume production requirements. While most III/V-on-Si buffers were grown using MBE, in this work, we achieved a high crystalline quality GaAs buffer by MOCVD with a TDD of $3 \times 10^7 \text{ cm}^{-2}$. This value is over 3 times smaller than that of the recent TDD for MBE grown GaAs buffer on (001) Si [29] and closes the gap relative to the TDD of the state-of-art lasers on Si with intermediate GaP buffers [19]. Furthermore, the InAs/GaAs QD lasers were grown on quasi-nominal (001) Si without any Ge/GaP buffers or substrate patterning. This waives the trouble of selective etching of the patterned Si, the cost of growing a well-engineered thin GaP/Ge layer on Si, the substrate offcut, still producing ultra-low thresholds (34.6 A/cm^2 per layer) with reasonable output powers (up to 52 mW) and a maximum cw operating temperature of 80°C . These encouraging results provide prospect to generate high-quality III/V-on-Si buffers with the smallest compromise for the requirement of CMOS-standard on-axis Si (001). Finally, a benchmark of various monolithic III-V hetero-epitaxy on Si solution is presented. Ultimately, this technology is agnostic to what the initial buffer approach is. Whichever solution yields the best material quality at the lowest lifecycle cost shall be used.

II. EXPERIMENTAL PROCEDURE

The III-V buffer layer growth was carried out by MOCVD and the active device layers of the QD lasers were grown by MBE, as shown in Fig. 1(a). Quasi-nominal Si (001) substrates with offcut angle as small as 0.4° are used to achieve APB-free

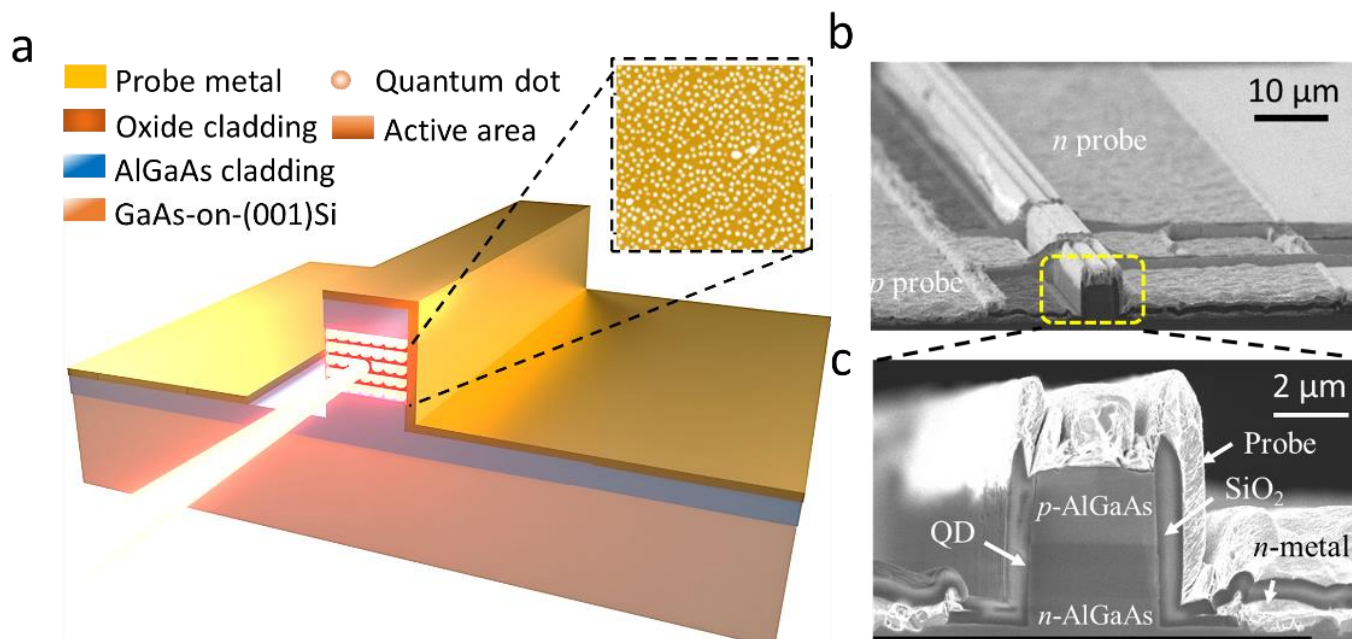


Fig. 2. (a) Schematic image of the laser cross-section, revealing the geometry of the contact and probe metals. Inset: AFM of the dot morphology, showing a dot density of $5 \times 10^{10} \text{ cm}^{-2}$. The image has a size of $1 \times 1 \mu\text{m}^2$. (b) and (c) SEM image of the cross-section of an as-cleaved laser, tilted at 75° .

GaAs. Further surface treatment with H_2 ambient is expected to reduce the offcut angle to 0.15° [12]. A GaAs nucleation layer was first deposited at a temperature of 400°C , followed by a $1.1 \mu\text{m}$ thick GaAs buffer grown at step increased temperatures from 550 to 600°C . While APBs still appeared at the early stage of the GaAs/Si hetero-epitaxy, they completely vanished with $\sim 300 \text{ nm}$ GaAs overgrown layer on Si [30]. This result coincides with the experimental observation from Alcotte *et al.* that APB-free III-V epilayers can be grown on Si (001) substrates by careful treating of Si (001) with a slight misorientation ($< 0.5^\circ$) prior to III-V nucleation [12]. Thermal cycle annealing was then introduced, where cycling stresses promote dislocations to glide and increase the likelihood of interaction with neighboring dislocations and annihilation. To further reduce the dislocations, two sets of strained-layer superlattices (SLSs) consisting of ten periods of $10\text{-nm In}_{0.15}\text{Ga}_{0.85}\text{As}/10\text{-nm GaAs}$ were inserted, separated by a 400 nm GaAs spacer. The SLS drive TDs to form misfit segments and glide along the strained interface. This effect is shown in the cross-sectional transmission electron microscopy (XTEM) image in Fig. 1(d). An atomic force microscopy (AFM) image of the $3.1\text{-}\mu\text{m}$ MOCVD buffer is shown in Fig. 1(b), showing a root-mean-square (RMS) value of 2.26 nm across a scan area of $10 \times 10 \mu\text{m}^2$. Electron channeling contrast imaging (ECCI) was used to assess the defect densities, as shown in Fig. 1(c). In the image, the pinpoint of bright contrast indicate threading dislocations intersecting the surface. By counting the defects, a low TDD of $3 \times 10^7 \text{ cm}^{-2}$ was obtained.

After the ECCI measurement, the template was loaded back to the MBE chamber to grow a GaAs/ $\text{Al}_x\text{Ga}_{1-x}\text{As}$ graded index separate confinement heterostructure (GRINSCH) laser with five stacks of QD layers as the active region [25]. An AFM image of the uncapped InAs QDs is shown in the inset in Fig. 2(a), showing a dot density of $5 \times 10^{10} \text{ cm}^{-2}$. This corresponds to only one threading location per 1667 QDs, and thus only a limited amount of QDs are directly affected by the contact with

the TDs. The as-grown material was then processed into deeply etched ridge waveguide lasers with varying stripe widths using standard dry etching and metallization techniques. Right after the ridge was patterned, the sample went through the first passivation step consisting of 12 nm atomic-layer deposited (ALD) Al_2O_3 and 500 nm plasma enhanced chemical vapor deposition (PECVD) SiO_2 . After the metal-contact area was opened, a Pd/Ti/Pd/Au p -contact was deposited on top of the etched mesa, and a Pd/Ge/Au n -contact metal was deposited on the exposed n -GaAs layers. The device then went through a second passivation step with PECVD SiO_2 as an electrical isolation layer. Vias were subsequently opened to the contacts prior to the deposition of Ti/Au probe metal. After thinning the silicon substrate to $\sim 120 \mu\text{m}$, the laser facets were formed by cleaving with no facet coating applied to the surface. Schematic and scanning electron microscope (SEM) images of the cleaved cross-section of the finished devices are shown in Fig. 2. The devices were then mounted on copper heatsinks and all laser

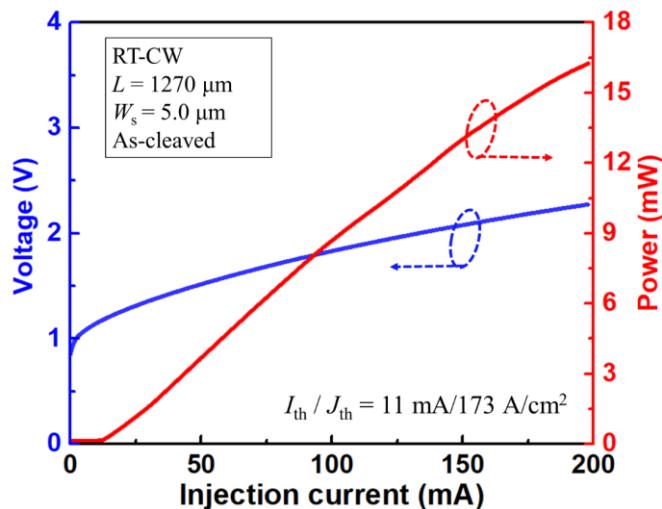


Fig. 3. Typical L-I-V characteristics of an as-cleaved laser with a cavity length of $1270 \mu\text{m}$ and a ridge width of $5 \mu\text{m}$.

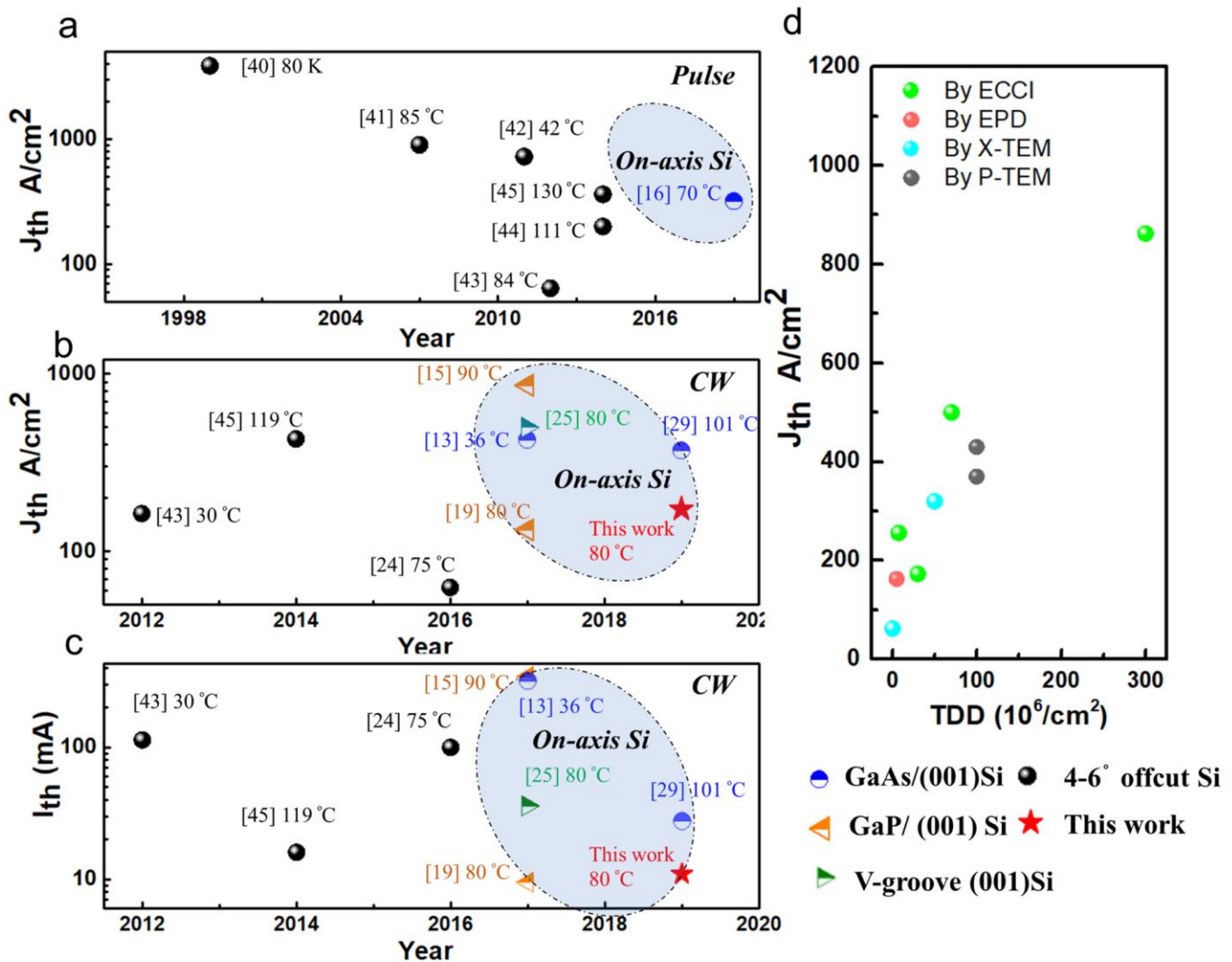


Fig. 8. (a) Chronological evolution of InAs/GaAs quantum dot lasers epitaxially grown on Si in terms of threshold current density reduction and increase in maximum lasing temperature. (b) The dependency of threshold current density on TDD for cw lasers.

in Fig. 5. The dependence of threshold current on temperature follows the exponential function of $I_{th} \propto \exp\left(\frac{T}{T_0}\right)$. The characteristic temperature is 41 K, which is typical for an undoped active region [24, 25]. Note that the T_0 here was extracted under cw excitation, and thus is an underestimated value due to self-heating effects. To date, temperature invariant operation ($T_0 = \infty$) in a range of 5-70 °C [36] and maximum operating temperature up to 220 °C [37] have been demonstrated for the state-of-art native III-V QD lasers. It is anticipated that well-established approaches using modulation p -doping of the QDs [20], tunnel-injection designs [38], and hard soldering the laser to a high-thermal-conductivity heatsink will further reduce the temperature sensitivity and improve the extraction of heat from the active region.

Fig. 6 shows a continuously decreasing trend of threshold current as the ridge width narrows over the entire range of ridge widths studied. In the inset of Fig. 6, threshold current density is plotted for all devices as a histogram, showing a peaked distribution around 350-450 A/cm² and a lowest value of 173 A/cm². By utilizing a QD active region instead of its QW counterpart, the carrier diffusion length is reduced from 3 to 5 μ m to below 1 μ m. The same property that reduces sensitivity

to dislocations during III-V/Si epitaxy, also reduces sensitivity to recombination at device sidewalls [39]. As devices shrink, the effects of surfaces, which act as extended planar defects, won't serve as strongly as a detrimental effect allowing further reduction of device size for the realization of low cost, size, weight, and power (cSWaP) photonic integrated transmitters.

In Fig. 7, the maximum single-side peak output power (the roll-over inflection point in the LI curve) is plotted as a function of corresponding drive currents. Devices of all sizes routinely put out a few tens of milliwatts of output power, with a maximum single-side output power of 52 mW achieved by an 8 \times 1000 μ m² ridge, and a maximum wall-plug-efficiency (WPE) of 17.8% by a 6 \times 1270 μ m² ridge (inset in Fig. 7). The slopes of the best fit line of 0.153 W/A acts as a conservative estimate of the average slope efficiency for our devices. It should be mentioned that appropriate dielectric coatings and facet passivation can further increase the output power of the device.

Fig. 8 (a)-(c) and Table 1 present the recent progress in threshold current/current density reduction as well as maximum lasing temperature improvement for Fabry-Perot type lasers with a QD active region grown on Si. The performance of III-

TABLE I
BENCHMARKING OF VARIOUS MONOLITHIC III-V HETERO-EPI TAXY ON SI

Year	I_{th} (mA)/ J_{th} (A/cm ²)	Max T (°C)	Size (μm ²)	Laser type	TDD (cm ⁻²)	λ (μm)	substrate	Ref	
pulse	1999	788/3850	NA	800×50	FP(pulse, as cleaved)	NA	1	2° offcut	[40]
	2007	432/900	85	600×80	FP(pulse, as cleaved)	$2-5 \times 10^7$ (X-TEM)	1	4° offcut	[41]
	2011	1087.5/725	42	3000×50	FP(pulse, as cleaved)	NA	1.3	4° offcut	[42]
	2012	45/64.3	84	3500×20	FP(pulse, as cleaved)	5×10^6 (EPDs)	1.28	6° offcut with Ge buffer	[43]
	2014	150/200	111	3000×25	FP(pulse, as cleaved)	$3-5 \times 10^6$ (EPDs)	1.25	4° offcut	[44]
	2014	18/362	130	(700-1200)×(4-12)	FP(pulse HR coated)	$\sim 10^8$ (P-TEM)	1.25	6° offcut with Ge buffer	[45]
	2012	114/163	30	3500×20	FP(cw, as cleaved)	5×10^6 (EPDs)	1.28	6° offcut with Ge buffer	[43]
	2014	16/430	119	(700-1200)×(4-12)	FP(cw, HR coated)	$\sim 10^8$ (P-TEM)	1.25	6° offcut with Ge buffer	[45]
	2016	100/62.5	75	3200×50	FP(cw, as-cleaved)	$\sim 10^5$ (X-TEM)	1.3	4° offcut	[24]
On-axis	2017	345/862	90	2000×20	FP(cw, as-cleaved)	3×10^8 (ECCI)	1.28	on-axis Si with GaP buffer	[15]
	2017	36/500	80	1200×6	FP(cw, HR coated)	7×10^7 (ECCI)	1.25	on-axis Si with v-grooves	[25]
	2017	9.5/256 27.5/132	80	1485×2.5 2600×8	FP(cw, HR coated)	7.3×10^6 (ECCI)	1.27	on-axis Si with GaP buffer	[19]
	2017	319/425	36	3000×25	FP(cw, as-cleaved)	NA	1.29	Planar on-axis Si with no interlayer	[13]
	2019	512/320	70	2000×80	FP(pulse, as-cleaved)	5×10^7 (X-TEM)	1.25	Planar on-axis Si with no interlayer	[16]
	2019	27.6/370	101	1100×7	FP(cw, as-cleaved)	1×10^8 (P-TEM)	1.22	Planar on-axis Si with no interlayer	[29]
	2019	11/173	80	1270×6	FP(cw, as-cleaved)	3×10^7 (ECCI)	1.27	Nominal (001) Si with planar surface with no interlayer	This work

V QD lasers grown on silicon is progressing rapidly leading to impressive results in material quality and record setting device performance: cw lasing up to 119°C and threshold current density down to 62.5 A/cm², exceeding what has been achieved through heterogeneous integration without packaging. Starting from 2016, efforts have doubled down on developing CMOS compatible, epitaxial material platforms on Si. Of all the lasers grown directly on on-axis (001) Si, the threshold current density of laser in this work stays among the lowest values. In Fig. 8(d), threshold current density of lasers operated under cw injection is plotted as a function of TDD and are classified in three groups depending on the characterization methods: cross-sectional/plan-view TEM, ECCI, and etch pit density (EPD). While the threshold current density shows correlation with

TDD, the dependency becomes less strong when TDD is below 1×10^8 cm⁻². Concerns of direct epitaxy schemes shall be focused more on the economic cost and CMOS compatibility of the substrate type. Since the direct growth of GaAs on unpatterned quasi-nominal (001) Si technique eliminates the necessity of using intermediate GaP/Ge buffer layers, substrate patterning, or offcut, this epitaxial scheme can potentially yield the best material quality at the lowest lifecycle cost.

IV. CONCLUSION

In conclusion, we demonstrate APB-free epitaxial GaAs film directly on unpatterned quasi-nominal (001) Si. Room-temperature cw lasing at ~ 1.3 μm has been achieved, with a minimum threshold current density of 34.6 A/cm² per layer, a

maximum cw operating temperature of 80 °C, and single facet output power of 52 mW. Compared to other monolithic III-V hetero-epitaxy schemes on Si, the direct growth on unpatterned quasi-nominal (001) Si technique gives rise to exceptional device performance without Ge or GaP interlayers, substrate patterning, miscut or otherwise, and compare favorably to the best heterogeneously integrated quantum dot lasers on Si [35]. These devices are scheduled for aging at elevated temperatures and current densities to directly evaluate their suitability in realistic datacenter and HPC environments. The unpatterned growth technique shall significantly de-risk the technology from a performance standpoint, warranting discussion for more advanced photonic integration.

ACKNOWLEDGMENT

We are grateful to UCSB nanofabrication clean room staff for helpful discussions and assistance.

REFERENCES


- [1] J. Bashir, P. Eldhose and S. R. Smruti, "A Survey of On-Chip Optical Interconnects," *ACM Computing Surveys (CSUR)*, vol. 51, no. 6, p. 115, 2019.
- [2] J. E. Bowers, J. T. Bovington, A. Y. Liu, A. C. Gossard, G. Li, T. Creazzo, et al., "A path to 300 mm hybrid silicon photonic integrated circuits," in *Optical Fiber Communication Conference*, 2014, p. Th1C. 1.
- [3] A. E.-J. Lim, J. Song, Q. Fang, C. Li, X. Tu, N. Duan, et al., "Review of silicon photonics foundry efforts," *IEEE J. Sel. Top. Quantum Electron.*, vol. 20, pp. 405-416, 2014.
- [4] Z. Zhou, Z. Tu, T. Li, X. Wang, Silicon photonics for advanced optical interconnections, *J. Lightwave Technol.* 33 (2015) 928-933.
- [5] R. E. Camacho-Aguilera, Y. Cai, N. Patel, J. T. Bessette, M. Romagnoli, L. C. Kimerling, and J. Michel, "An electrically pumped germanium laser," *Opt. Express*, vol. 20, no. 10, pp. 11316-11320, 2012.
- [6] T. Komljenovic, D. Huang, P. Pintus, M. A. Tran, M. L. Davenport, and J. E. Bowers, "Heterogeneous III-V silicon photonic integrated circuits," *Proceedings of the IEEE*, 2018.
- [7] R. Jones, P. Doussiere, J. B. Driscoll, W. Lin, H. Yu, Y. Akulova, T. Komljenovic, and J. E. Bowers, "Heterogeneously Integrated Photonics," *Nanotechnology Magazine*, 2019.
- [8] R. Intel, "Intel® silicon photonics 100G PSM4 optical transceiver brief," ed, 2017.
- [9] Z. Zhou, B. Yin, J. Michel, On-chip light sources for silicon photonics, *Light: Sci. Appl.* 4 (2015).
- [10] Z. Wang, A. Abbasi, U. Dave, A. De Groote, S. Kumari, B. Kunert, C. Merckling, M. Pantouvaki, Y. Shi, and B. Tian, "Novel light source integration approaches for silicon photonics," *Laser & Photonics Reviews*, vol. 11, no. 4, p. 1700063, 2017
- [11] J. C. Norman, D. Jung, Y. Wan, and J. E. Bowers, "Perspective: The future of quantum dot photonic integrated circuits," *APL Photonics*, vol. 3, no. 3, p. 030901, 2018.
- [12] R. Alcotte, M. Martin, J. Moeyaert, R. Cipro, S. David, F. Bassani, F. Ducroquet, Y. Bogumilowicz, E. Sanchez, Z. Ye, X. Bao, J. Pin, T. Baron, Epitaxial growth of antiphase boundary free GaAs layer on 300 mm Si (001) substrate by metalorganic chemical vapour deposition with high mobility, *APL Mater.* 4 (4) (2016) 046101.
- [13] S. Chen, M. Liao, M. Tang, J. Wu, M. Martin, T. Baron, A. Seeds, and H. Liu, "Electrically pumped continuous-wave 1.3 μm InAs/GaAs quantum dot lasers monolithically grown on on-axis Si (001) substrates," *Opt. Express*, vol. 25, no. 5, pp. 4632-4639, 2017.
- [14] Y. Wan, et al., "Optically pumped 1.3μm room-temperature InAs quantum dot micro-disk lasers directly grown on (001) silicon," *Opt. Lett.*, vol. 41, pp. 1664-1667, 2016.
- [15] A. Y. Liu, J. Peters, X. Huang, D. Jung, J. Norman, M. L. Lee, A. C. Gossard, and J. E. Bowers, "Electrically pumped continuous-wave 1.3 μm quantum-dot lasers epitaxially grown on on-axis (001) GaP/Si," *Opt. Lett.*, vol. 42, no. 2, pp. 338-341, 2017.
- [16] J. Kwoen, B. Jang, J. Lee, T. Kageyama, K. Watanabe, and Y. Arakawa, "All MBE grown InAs/GaAs quantum dot lasers on on-axis Si (001)," *Opt. Express*, vol. 26, no. 9, pp. 11568-11576, 2018.
- [17] W.-Q. Wei et al., "InAs QDs on (111)-faceted Si (001) hollow substrates with strong emission at 1300 nm and 1550 nm," *Appl. Phys. Lett.* vol. 113, no. 5, p. 053107, 2018.
- [18] Y. Wan, J. Norman, Q. Li, M. Kennedy, D. Liang, C. Zhang, D. Huang, Z. Zhang, A. Y. Liu, and A. Torres, "1.3 μm submilliamp threshold quantum dot micro-lasers on Si," *Optica*, vol. 4, no. 8, pp. 940-944, 2017.
- [19] D. Jung, J. Norman, M. Kennedy, C. Shang, B. Shin, Y. Wan, A. C. Gossard, and J. E. Bowers, "High efficiency low threshold current 1.3 μm InAs quantum dot lasers on on-axis (001) GaP/Si," *Appl. Phys. Lett.* vol. 111, no. 12, p. 122107, 2017.
- [20] Z. Zhang, D. Jung, J. C. Norman, P. Patel, W. W. Chow, and J. E. Bowers, "Effects of modulation p doping in InAs quantum dot lasers on silicon," *Appl. Phys. Lett.* vol. 113, no. 6, p. 061105, 2018.
- [21] Duan, J., Huang, H., Dong, B., Jung, D., Norman, J. C., Bowers, J. E., & Grillot, F. 1.3-μm Reflection Insensitive InAs/GaAs Quantum Dot Lasers Directly Grown on Silicon. *IEEE Photon. Technol. Lett.* (2019).
- [22] D. Jung, Z. Zhang, J. Norman, R. Herrick, M. Kennedy, P. Patel, K. Turnlund, C. Jan, Y. Wan, and A. C. Gossard, "Highly reliable low-threshold InAs quantum dot lasers on on-axis (001) Si with 87% injection efficiency," *ACS Photonics*, vol. 5, no. 3, pp. 1094-1100, 2017.
- [23] Kunert, B., Mols, Y., Baryshnikova, M., Waldron, N., Schulze, A., & Langer, R. (2018). How to control defect formation in monolithic III/V hetero-epitaxy on (100) Si? A critical review on current approaches. *Semiconductor Science and Technology*, 33(9), 093002.
- [24] S. Chen, W. Li, J. Wu, Q. Jiang, M. Tang, S. Shutts, S. Elliott, A. Sobiesierski, A. Seeds, I. Ross, P. Smowton, and H. Liu, "Electrically pumped continuous-wave III-V quantum dot lasers on silicon," *Nat. Photonics* 10(5), 307-311 (2016).
- [25] J. Norman, M. J. Kennedy, J. Selvidge, Q. Li, Y. Wan, A. Y. Liu, P. G. Callahan, M. P. Echlin, T. M. Pollock, K. M. Lau, A. C. Gossard, and J. E. Bowers, "Electrically pumped continuous wave quantum dot lasers epitaxially grown on patterned, on-axis (001) Si," *Opt Express*, vol. 25, no. 4, pp. 3927-3934, Feb 20 2017.
- [26] Q. Li, K. W. Ng, and K. M. Lau, "Growing antiphase-domain-free GaAs thin films out of highly ordered planar nanowire arrays on exact (001) silicon," *Appl. Phys. Lett.*, vol. 106, p. 072105, 2015.
- [27] Y. Wan, D. Jung, J. Norman, C. Shang, I. MacFarlane, Q. Li, M. J. Kennedy, A. C. Gossard, K. M. Lau, and J. E. Bowers, "O-band electrically injected quantum dot micro-ring lasers on on-axis (001) GaP/Si and V-groove Si," *Opt. Express* 25(22), 26853-26860 (2017).
- [28] Zhang, B., Wei, W. Q., Wang, J. H., Wang, H. L., Zhao, Z., Liu, L., ... & Zhang, J. J. (2019). O-band InAs/GaAs quantum-dot microcavity laser on Si (001) hollow substrate by in-situ hybrid epitaxy. *AIP Advances*, 9(1), 015331.
- [29] Kwoen, J., Jang, B., Watanabe, K., & Arakawa, Y. (2019). High-temperature continuous-wave operation of directly grown InAs/GaAs quantum dot lasers on on-axis Si (001). *Opt Express*, 27(3), 2681-2688.
- [30] Li, Q., & Lau, K. M. (2017). Epitaxial growth of highly mismatched III-V materials on (001) silicon for electronics and optoelectronics. *Progress in Crystal Growth and Characterization of Materials*, 63(4), 105-120.
- [31] X. Zhou, J. Pan, R. Liang, J. Wang, and W. Wang, "Epitaxy of GaAs thin film with low defect density and smooth surface on Si substrate," *J. Semicond.* 35(7), 073002 (2014).
- [32] Sellers, I. R. et al. 1.3 μm InAs/GaAs multilayer quantum-dot laser with extremely low room-temperature threshold current density. *Electron. Lett.* 40, 1412-1413 (2004).
- [33] Deppe, D. G., Shavritranuruk, K., Ozgur, G., Chen, H. & Freisem, S. Quantum dot laser diode with low threshold and low internal loss. *Electron. Lett.* 45, 54-55 (2009).
- [34] Cheng, Q., Bahadori, M., Glick, M., Rumley, S., & Bergman, K. (2018). Recent advances in optical technologies for data centers: a review. *Optica*, 5(11), 1354-1370.

- [35] G. Kurczveil, D. Liang, M. Fiorentino, and R. G. Beausoleil, "Robust hybrid quantum dot laser for integrated silicon photonics," *Opt. Express* 24(14), 16167–16174 (2016).
- [36] S. Fathpour, Z. Mi, P. Bhattacharya, A. R. Kovsh, S. S. Mikhlin, I. L. Krestnikov, A. V. Kozhukhov, and N. N. Ledentsov, "The role of Auger recombination in the temperature-dependent output characteristics ($T_0 = \infty$) of p-doped 1.3 μm quantum dot lasers." *Appl. Phys. Lett.*, 85(22), 5164–5166 (2004).
- [37] T. Kageyama, K. Nishi, M. Yamaguchi, R. Mochida, Y. Maeda, K. Takemasa, Y. Tanaka, T. Yamamoto, M. Sugawara, and Y. Arakawa, "Extremely high temperature (220° C) continuous-wave operation of 1300-nm-range quantum-dot lasers." In *The European Conference on Lasers and Electro-Optics* (p. PDA_1). Optical Society of America 2011, May.
- [38] Pavelescu, E. M., Gilfert, C., Reithmaier, J. P., Martin-Minguez, A., & Esquivias, I. (2009). High-power tunnel-injection 1060-nm InGaAs–(Al) GaAs quantum-dot lasers. *IEEE Photon. Technol. Lett.*, 21(14), 999–1001.
- [39] Y. Wan, Q. Li, A. Y. Liu, W. W. Chow, A. C. Gossard, J. E. Bowers, E. L. Hu, and K. M. Lau, "Sub-wavelength InAs quantum dot micro-disk lasers epitaxially grown on exact Si (001) substrates," *Appl. Phys. Lett.* 108(22), 221101 (2016).
- [40] K. Linder, J. Phillips, O. Qasaimeh, X. Liu, S. Krishna, P. Bhattacharya, and J. Jiang, "Self-organized In_{0.4}Ga_{0.6}As quantum-dot lasers grown on Si substrates," *Appl. Phys. Lett.* 74, 1355–1357 (1999).
- [41] J. Yang, P. Bhattacharya, and Z. Mi, "High-performance In_{0.5}Ga_{0.5}As/GaAs quantum-dot lasers on silicon with multiple layer quantum-dot dislocation filters," *IEEE Trans. Electron Devices* 54, 2849–2855 (2007).
- [42] T. Wang, H. Liu, A. Lee, F. Pozzi, and A. Seeds, "1.3- μm InAs/GaAs quantum-dot lasers monolithically grown on Si substrates," *Opt. Express*, vol. 19, pp. 11381–11386, 2011.
- [43] A. Lee, Q. Jiang, M. Tang, A. Seeds, and H. Liu, "Continuous wave InAs/GaAs quantum-dot laser diodes monolithically grown on Si substrate with low threshold current densities," *Opt. Express* 20, 22181–22187 (2012)
- [44] S. Chen, M. Tang, J. Wu, Q. Jiang, V. Dorogan, M. Benamara, et al., "1.3- μm InAs/GaAs quantum-dot laser monolithically grown on Si Substrates operating over 100 C," *Electron. Lett.*, vol. 50, pp. 1467–1468, 2014.
- [45] A. Y. Liu, C. Zhang, J. Norman, A. Snyder, D. Lubyshev, J. M. Fastenau, A. W. Liu, A. C. Gossard, and J. E. Bowers, "High performance continuous wave 1.3 μm quantum dot lasers on silicon," *Appl. Phys. Lett.*, vol. 104, no. 4, p. 041104, 2014.

ALL BIOS ARE REQUIRED IF PAPER IS ACCEPTED



Yating Wan received her Ph.D. degree in the Department of Electrical and Computer Engineering from Hong Kong University of Science and Technology, in 2017, for which she had been awarded PhD Research Excellence Award 2016-17. In 2017, she joined Prof. John Bowers' group in University of California Santa Barbara, as a Postdoctoral Research Associate. Her research interests include microcavity quantum dot optoelectronics and silicon photonics.



Chen Shang received his B.S. degree in Material Science and Engineering from Purdue University, IN, USA in 2016. He is currently working toward his Ph.D. in Materials at the University of California, Santa Barbara, CA, USA. He is a recipient of Peter J. Frenkel Foundation Fellowship.

His research interests are InAs quantum dots on InP lattice constant for telecom application and low defect density III-V buffer structure grown on Si via molecular beam epitaxy.



Justin Norman (S'14) received B.S. degrees in chemical engineering and physics from the University of Arkansas at Fayetteville, Fayetteville, AR, USA in 2013, and a Ph.D degree in Materials at the University of California, Santa Barbara, CA, USA in 2018, on a National Science Foundation Graduate Research Fellowship and a Frenkel Foundation Fellowship and continues a Postdoctoral Research here. His research interests are in the growth of InAs quantum dots via molecular beam epitaxy for applications in photonics and quantum electrostatics. He also works on the heteroepitaxy of III-V materials on Si for photonic integration.

Justin Norman (S'14) received B.S. degrees in chemical engineering and physics from the University of Arkansas at Fayetteville, Fayetteville, AR, USA in 2013, and a Ph.D degree in Materials at the University of California, Santa Barbara, CA, USA in 2018, on a National Science Foundation Graduate Research Fellowship and a Frenkel Foundation Fellowship and continues a Postdoctoral Research here. His research interests are in the growth of InAs quantum dots via molecular beam epitaxy for applications in photonics and quantum electrostatics. He also works on the heteroepitaxy of III-V materials on Si for photonic integration.



Bei Shi received his Ph.D. degree from the Hong Kong University of Science and Technology, Hong Kong, in 2018. He is currently a postdoc scholar in the Department of Electronic and Computer Engineering, University of California Santa Barbara, USA. His current research interests include epitaxy of semiconductor quantum dots and monolithic integration of III-V lasers on Si substrates



Qiang Li (S'12–M'15) received the B.S. degree from Peking University, Beijing, China, in 2009, and the Ph.D. from The Hong Kong University of Science and Technology, Hong Kong, in 2014. He is currently a lecturer, in School of Physics and Astronomy, Cardiff University. His current research interests include epitaxial integration of III–V high mobility transistors and lasers on silicon substrate by MOCVD




Noelle Collins is currently working toward the Ph.D. degree at the University of California, Santa Barbara, CA, USA. Her research interests include characterization and modeling of quantum dot laser epitaxially grown on silicon as well as passive-active integration of photonic devices with quantum dot active region on monolithic III-V on silicon platform.



Mario Dumont is currently working toward the Ph.D. degree at the University of California, Santa Barbara, CA, USA. Her research interests include characterization and modeling of quantum dot laser epitaxially grown on silicon as well as passive-active integration of photonic devices with quantum dot active region on monolithic III-V on silicon platform.



Kei May Lau (S'78–M'80–SM'92–F'01) holds the Fang Professor of Engineering at the Hong Kong University of Science and Technology (HKUST). She received the B.S. and M.S. degrees in physics from the University of Minnesota, Minneapolis, and the Ph.D. degree in Electrical Engineering from Rice University, Houston, Texas. She was on the ECE faculty at the University of Massachusetts/Amherst before joining HKUST in 2000. Her group's research interests are primarily III–V and wide bandgap semiconductor materials and devices, for integration on silicon. Professor Lau is a Fellow of the IEEE (2001) and OSA (2019), a recipient of the US National Science Foundation (NSF) Faculty Awards for Women (FAW) Scientists and Engineers (1991), Croucher Senior Research Fellowship (2008), and the IEEE Photonics Society Aron Kressel Award (2017). She is an Editor of the IEEE EDL and former Associate Editors of Applied Physics Letters and Journal of Crystal Growth.



(SM'88-F'01-LF'12) Arthur C. Gossard received the B.A. degree summa cum laude in physics from Harvard University in Cambridge, Massachusetts in 1956 and the Ph.D. degree in physics from University of California Berkeley in Berkeley, California in 1960. He was Member of Technical Staff at AT&T Bell Telephone Laboratories from 1960 to 1987. He then became Professor at University of California Santa Barbara in Santa Barbara, CA where he has served from 1987 to the present. His current research

interests center on molecular beam epitaxial crystal growth and on the creation and application of artificially structured quantum materials. Prof. Gossard is a member of IEEE, the American Physical Society and the Materials Research Society. He discovered the first nuclear magnetic resonance in ferromagnets. He also grew the first alternate monolayer superlattices and created the first high mobility modulation doped semiconductors. He co-discovered fractional quantization of the quantum Hall effect and the quantum confined Stark effect. He is a member of both the National Academy of Sciences and the National Academy of Engineering.



John Bowers is Director of the Institute for Energy Efficiency and a professor in the Departments of Electrical and Computer Engineering and Materials at the University of California, Santa Barbara. His research interests are primarily concerned with silicon photonics, optoelectronic devices, optical switching and transparent optical networks and quantum dot lasers. Bowers received the M.S. and Ph.D. degrees from Stanford University and then worked for AT&T Bell Laboratories before joining

UCSB. Bowers is a fellow of the IEEE, OSA and the American Physical Society, and a recipient of the IEEE Photonics Award, OSA/IEEE Tyndall Award, the IEEE LEOS William Streifer Award and the South Coast Business and Technology Entrepreneur of the Year Award. He is a member of the National Academy of Engineering and the National Academy of Inventors.