

This is an Open Access document downloaded from ORCA, Cardiff University's institutional repository: <https://orca.cardiff.ac.uk/id/eprint/152648/>

This is the author's version of a work that was submitted to / accepted for publication.

Citation for final published version:

Boivin, Jacky , Oguz, Mustafa, Duong, Mai, Cooper, Owen, Filipenko, Dina, Markert, Marie, Samuelsen, Carl and Renderking, William R. 2023. Emotional reactions to infertility diagnosis in patients and partners: Thematic and natural language processing analyses of textual data from the 1000 Dreams infertility survey. *Reproductive BioMedicine Online* 46 (2) , pp. 399-409. 10.1016/j.rbmo.2022.08.107

Publishers page: <https://doi.org/10.1016/j.rbmo.2022.08.107>

Please note:

Changes made as a result of publishing processes such as copy-editing, formatting and page numbers may not be reflected in this version. For the definitive version of this publication, please refer to the published source. You are advised to consult the publisher's version if you wish to cite this paper.

This version is being made available in accordance with publisher policies. See <http://orca.cf.ac.uk/policies.html> for usage policies. Copyright and moral rights for publications made available in ORCA are retained by the copyright holders.



**Emotional Reactions to Infertility Diagnosis in Patients and Partners:  
Thematic and Natural Language Processing Analyses of Textual Data from  
the 1,000 Dreams Infertility Survey**

**Running title:** Qualitative and NLP analyses of infertility survey

Jacky Boivin<sup>a\*</sup>, Mustafa Oguz<sup>b</sup>, Mai Duong<sup>b</sup>, Owen Cooper<sup>b</sup>, Dina Filipenko<sup>b</sup>, Marie Markert<sup>c</sup>, Carl Samuelsen<sup>d</sup>, William R Lenderking<sup>e</sup>

<sup>a</sup>Cardiff Fertility Studies Research Group, School of Psychology, Cardiff University, 70 Park Place, Cardiff, Wales, UK, CF10 3AT; <sup>b</sup>Evidera, The Ark, 201 Talgarth Road, 2nd Floor, London, UK W6 8BJ; <sup>c</sup>Ferring Pharmaceuticals A/S, Amager Strandvej 405, DK - 2770 Kastrup, Denmark; <sup>d</sup>Outcomes Analytica, Vetlandsveien 66, 0685 Oslo, Norway; <sup>e</sup>Evidera, 500 Totten Pond Rd, Fifth Floor, Waltham, MA, US 02451

**\*Corresponding author:** Jacky Boivin (boivin@cardiff.ac.uk)

## **ABSTRACT**

**Research question:** What are the emotional impacts of infertility on patients and/or partners, and how can qualitative thematic analyses (TA) and natural language processing (NLP) help evaluate textual data?

**Design:** This was a cross-sectional, multi-country survey conducted from March to May 2019. A total of 1,944 patients and/or partners from nine countries responded to the open-ended question asking about their initial feelings related to an infertility diagnosis. A mixed-method approach that integrated NLP topic modelling and TA was used to analyse responses. Sentiment polarity, which expresses the valence of respondent sentiments in NLP, was quantified for each response. Linear regression was used to evaluate the association between patient characteristics and sentiment negativity.

**Main results:** NLP and TA showed that the most common emotional reactions to infertility diagnoses were sadness, depression, stress, disappointment, anxiety, frustration, confusion, and loss of self-confidence. NLP topic modelling found additional reactions such as shared feelings with partners, recollections about causes of infertility, and treatment experience. Responses to the open-ended question were brief (median: three words) with 71.8% conveying negative sentiments. Some respondent characteristics showed small but significant associations with sentiment negativity, such as country (Spain, China, and France were more negative than the United States), treatment engagement (no treatment was more negative than one or more treatment), and marital status (missing/other was more negative than divorced).

**Conclusion:** Infertility diagnoses create an emotional burden for patients and partners. The mixed-method approach provides a compelling synergy in support of the validity of these findings and shows potential for these techniques in future research.

**Keywords:** Infertility, emotional burden, sentiment, natural language processing, thematic analysis, multi-country survey

## 1 INTRODUCTION

2 Infertility—the failure to establish a clinical pregnancy after 12 months of regular and unprotected  
3 sexual intercourse—affects approximately 48.5 million couples in 2010 (Mascarenhas et al., 2012),  
4 approximately 8% to 12% of reproductive-aged couples worldwide (Mascarenhas et al., 2012; Vander  
5 Borght, Wyns, 2018). A diagnosis of infertility can cause psychological and emotional stress to  
6 patients who are infertile and their partners. A recent literature review concluded that 25% to 60% of  
7 infertile people reported psychiatric symptoms and that their levels of anxiety and depression were  
8 significantly higher than in fertile controls (De Berardis et al., 2014). Typical reactions to infertility  
9 include shock, sadness, depression, anger and frustration, loss of self-esteem and self-confidence, and  
10 a general loss of sense of control (Vander Borght, Wyns, 2018; Simionescu et al., 2021). The potential  
11 impact of psychological factors on pregnancy rates is a controversial area. Some studies show that the  
12 more distressed women are prior to and during treatment, the lower pregnancy rates are, while others  
13 did not (Rooney, Domar, 2018). Regardless of the causal relationship, psychological interventions for  
14 couples with infertility can reduce anxiety and depression and significantly increase pregnancy rates  
15 (Simionescu et al., 2021). Marital satisfaction in patients with infertility was influenced by their and  
16 their partners' perceived stress. Therefore, psychological interventions that target a reduction in  
17 perceived stress and enhancement of marital satisfaction in the context of infertility should treat the  
18 couple as a unit (Maroufizadeh et al., 2019).

19 Although infertility is a couple diagnosis, one partner is often deemed to be the patient and the other  
20 the partner of the patient. Understanding the experience of both patients and partners is crucial to  
21 alleviating the burden and meeting the needs of patients with infertility and their partners. The 1,000  
22 Dreams survey was conducted to better understand the perceptions and emotions of patients and  
23 partners during their infertility journey, what motivates couples seeking treatment, and treatment  
24 barriers (Domar et al., 2021; Boivin et al., 2022). This global, cross-cultural online survey was  
25 developed in English and translated into French, German, Italian, Spanish, and Mandarin.  
26 Translations were validated by national linguists.

27 Massive amounts of textual data obtained from social media and large online surveys raise a challenge  
28 to thematic analysis (TA), the most common method of analysis in qualitative research. Advances in  
29 natural language processing (NLP) provide exciting applications in qualitative research, due to NLP's  
30 ability to 1) analyse massive amounts of textual data obtained from social media sources (e.g., online  
31 chat forums) that may not be well represented in the medical literature (Osadchiy et al., 2020a;  
32 Osadchiy et al., 2020b); and 2) be automated for regular, repeat evaluations to compare changes over  
33 time (Himmel et al., 2009). TA and NLP approaches are grounded in the data but involve different  
34 procedures. TA involves a complex understanding of the context while NLP focuses exclusively on  
35 statistical regularity in word usage. NLP uses various methods to extract information from large  
36 textual data sets: a) word frequency—to summarise the number of times each word occurs in a text; b)  
37 topic modelling—to discover abstract topics in a collection of textual replies using a probabilistic  
38 model, and c) sentiment analysis—a computational approach to measuring the feeling that a text  
39 conveys to the reader (Reagan et al., 2017). The most common method for sentiment analysis is to use  
40 a pre-developed dictionary (lexicon) which includes a set of word stem ratings or scores to determine  
41 the overall sentiment of all words in the document. A sentiment score can be in binary form (positive  
42 or negative) or continuous (different lexicons use different score ranges). Other methods for  
43 categorising sentiment include supervised learning methods and unsupervised (or deep) learning  
44 methods (Socher et al., 2013).

45 A previous online survey study that utilised both topic modelling and grounded theory qualitative  
46 analysis (Baumer et al., 2017) showed that results from the mixed-methods analysis provided  
47 additional value when investigating free-text survey responses. The current study combined the TA  
48 and NLP approach to gain a better understanding of reactions to diagnosis from the perspective of the  
49 patient and partner, and to explore the potential of the NLP methodology in understanding the  
50 experiences of people with infertility.

## 51 MATERIALS AND METHODS

### 52 Study Design and Population

53 A total of 1,944 participants (self-reported patients and/or ~~their~~ partners to patients) completed the  
54 survey question in nine countries: Australia, Canada, France, Germany, Italy, China, Spain, the  
55 United Kingdom (UK), and the United States (US). Participants were recruited after the infertility  
56 diagnosis, a Participants were recruited after their medical infertility diagnosis (following self-report  
57 of a professional infertility diagnosis, medical consultation, or one or more cycles of fertility  
58 treatment). All participants reported having been directly diagnosed with infertility by a medical  
59 professional (patient) or being a partner of someone diagnosed with fertility issues (partner).  
60 Participants were invited to the survey on an individual basis, it is unlikely that both ~~at~~ patients and  
61 his/her~~their~~ partner ~~were~~are invited. A quota was applied in relation to their stage of the treatment  
62 journey to ensure that both early diagnosed and treatment-experienced patients and partners were well  
63 presented in the study population. More details about the survey design have been described in other  
64 publications (Domar et al., 2021; Boivin et al., 2022). The current study analysed the responses to the  
65 open-ended question: *'At the time of your/your partner's infertility diagnosis, how did you initially*  
66 *feel? Please share all thoughts/feelings you may have had related to your/your partner's initial*  
67 *infertility diagnosis.'* Responses were processed through data cleaning steps, including removing  
68 redacted responses and duplicates and correcting misspellings. A total of 1,795 individuals  
69 contributed data to the final study population.

### 70 Overall Approach

71 A mixed-method approach, which combined NLP and TA, was used to analyse responses to the  
72 survey question (Figure 1). Several NLP methods were used in this study, including word frequency,  
73 topic modelling, and sentiment analysis. Figure 1 describes the process of NLP analyses. Word  
74 frequency, a simple NLP method, was utilised to collect the most frequent words in all responses.  
75 Topic modelling identified the main topics from the responses through Latent Dirichlet Allocation  
76 (LDA) (Blei et al., 2003), which a generative probabilistic model that estimates how important each

77 word is to each topic and how important each topic is to each of the responses. Each topic identified  
78 by LDA contained a range of word probabilities and response probabilities (higher values indicated  
79 more important words and responses). ~~Two~~[The last step of the topic modelling analysis involved two](#)  
80 researchers independently ~~reviewed~~[reviewing](#) the words and responses with the highest probability  
81 and suggested a label for each topic. These labels were discussed, and any differences were resolved.  
82 Similar topics were grouped to form overarching themes. ~~Figure 1 describes~~[The last component of the](#)  
83 [NLP analyses was the sentiment analysis \(Figure 1\). Sentiment in the survey responses was quantified](#)  
84 [using the AFinn \(Nielsen, 2011\), a manually compiled lexicon](#) ~~used to quantify sentiment in the~~  
85 ~~survey responses. AFinn~~[that](#) contains around 2,500 words rated for scores with an integer between -5  
86 (most negative) and 5 (most positive) regarding their polarities. Words such as 'outstanding,'  
87 'thrilling,' and 'superb' have a score of 5, while score of -5 is mainly curse words. In a validation  
88 study (Ozdemir, Bergler, 2015b), AFinn was shown to be the best performer among some of the more  
89 widely used lexica such as the multi-perspective question answering (MPQA) (Wilson et al., 2005),  
90 opinion lexicon by Bing Liu (Hu, Liu, 2004; [Ozdemir, Bergler, 2015a](#)), and other automatically  
91 compiled lexica (Mohammad et al., 2013). Other lexica classify words' polarities to positive,  
92 negative, and neutral, while AFinn uses a score-based approach, which provides more flexibility for  
93 analyses. In this study, after assigning a score to each word, the sentiment score of each response was  
94 calculated as the sum of the scores of the most positive and negative word in the response. Responses  
95 that did not contain a word in the lexicon were dropped from the analysis. As the lexicon has been  
96 validated, it is unlikely that these responses would contain important words. The sentiment score of  
97 words followed by 'not,' 'no,' 'never,' and 'without' was multiplied by -1 to reverse the polarity of  
98 the sentiment score. Responses were classified into negative (<0), positive (>0) and neutral (0)  
99 sentiments based on their scores. Since it was expected that most responses would have negative  
100 sentiment, scores on the negativity scale were also calculated based on the most negative word in the  
101 responses (i.e., scores ranged from -5 to 0, with a score of 0 characterised as neutral and/or positive).  
102 All NLP analyses were conducted using R version 3.6.1. For topic modelling, 'topicmodels' package  
103 (version 'topicmodels\_0.2-8.tar.gz') was used for the analyses.

104 The qualitative portion of the analysis was structured using Braun and Clarke TA methodology  
105 (Braun, Clarke, 2006). Data were cleaned and analysed using the software ATLAS.ti version 8.4  
106 (Friese, Ringmayr, 2018). The TA took an inductive bottom-up approach to identify themes and  
107 patterns as driven by the data (Braun, Clarke, 2006). All survey responses were reviewed and  
108 analysed, regardless of whether they were relevant to the study's objectives. There was no  
109 interpretation beyond the survey responses (a response was defined as any text entered in the response  
110 box). The multiple steps of TA included the following: 1) the researcher read the response to each  
111 survey question and considered meanings and patterns before coding began; 2) the researcher  
112 identified selections of the data that were interpreted as important to the survey respondent and  
113 generated the initial codes; 3) the researcher identified subthemes and overarching themes between  
114 the codes, and 4) subthemes were grouped to create main themes.

115 The NLP and qualitative analyses were carried out by different teams to prevent the results of the two  
116 approaches from influencing each other. The topics identified by the NLP and the themes identified  
117 by the TA were then compared to identify concepts shared between each unique method.

## 118 **Statistical Analysis**

119 The characteristics of respondents at the time of the survey were described. Mean, standard deviation  
120 (SD), median, 25th and 75th percentiles and minimum/maximum values were reported for continuous  
121 variables; frequencies and percentages were reported for categorical variables.

122 Overall sentiment scores were quantified by mean, SD, median and minimum/maximum values. A  
123 linear multivariate regression model was used to explore factors associated with a significantly lower  
124 score on the negativity scale (-5 to 0). The first model included all baseline characteristic variables;  
125 variables were then selected for the final model using a backward elimination approach (Heinze et al.,  
126 2018), which involved removing the most insignificant independent variable, then re-estimating the  
127 model and repeating the process until no insignificant predictor was left. The final model included  
128 variables with p-value  $\leq 0.05$ ). A sensitivity analysis was also conducted using the overall sentiment  
129 score (-5 to 5).



## 130 **Subgroup Analyses**

131 Emotions identified in the responses were characterised by frequencies of themes in the TA and  
132 frequencies of words in the NLP word count analysis. The overall sentiment scores of the responses  
133 were summarised for subgroups by age, sex, patient-partner status, sexual preference, employment,  
134 country and treatment engagement and outcome at the time of the survey. Due to the brevity of  
135 responses, the topic modelling analyses were not repeated for any subgroup.

## 136 **RESULTS**

### 137 **Descriptive Statistics for Respondent Characteristics**

138 The characteristics of the 1,795 respondents are described in Table 1. The median length of responses  
139 to the open-ended questions was three words (Q1–Q3: 2–5), and the maximum was 32 words.  
140 Approximately 43% of participants were enrolled in at least one treatment by the time of the survey,  
141 compared with 57% without any treatment engagement or consultation. The mean age of respondents  
142 at the time of enrolment in the survey was 36 years (SD: 9.7 years), and 57.2% of the respondents  
143 were female. The percentages of patient and partner respondents were 53.6% and 46.4%, respectively,  
144 [and 91.5% were heterosexual. Most participants self-identified as heterosexual \(91.5%\), while 5.5%](#)  
145 [self-identified as homosexual and 3.1% as ‘other’ \(e.g., bisexual\).](#) The number of respondents was  
146 distributed evenly across countries. Couples averaged three years trying to conceive before the  
147 infertility diagnosis. Social and psychological support was most provided by partners (20.4% of all  
148 respondents), followed by a specialist (e.g., psychologist, therapist or social worker, 19.8%).

### 149 **NLP Analyses**

#### 150 *Word Frequency*

151 The most frequently mentioned word in all responses was ‘sad’ (n=440, 24.5%). ‘Anxious’ and  
152 ‘worried’ were mentioned in 14.0% of responses (n=251), followed by ‘angry’ or ‘frustrated’ (n=228,  
153 12.7%), ‘depressed’ (n=187, 10.4%), and ‘disappointed’ (n=172, 9.6%) (Figure 2). Subgroup analyses  
154 showed some minor differences by sex and patient-partner status. Sadness and disappointment were

155 more common in partners than in patients, while depression and frustration were more common in  
156 patients.

### 157 *NLP Topic Modelling*

158 The 14 topics (the optimal number in LDA) identified by NLP topic modelling and lists of words with  
159 the highest probability from each topic are provided in Supplementary Table 1 and Supplementary  
160 Figure 1. The NLP-identified topics were grouped to form three overarching topics, and labelled by  
161 two researchers:

- 162 1. Acceptance (i.e., feeling sad but relieved to know the cause of the problem and hoping for  
163 future treatment or considering adoption) or unacceptance of the diagnosis (i.e., initially  
164 feeling shocked, confused, disappointed, devastated, angry, guilty, inadequate as a woman or  
165 man, fear and hopeless for the future). Some started to look for solutions and treatments after  
166 they processed their feelings about the situation. This corresponds to topic number 1, 2, 3, 4,  
167 6, 7, 9, 12, and 13 (Supplementary Table 1).
- 168 2. Relational reflections involving shared feelings with partners, concerns about the relationship  
169 with partners, and worried about the impact on life, relationships, and family. This  
170 corresponds to topic number 8 and 10 (Supplementary Table 1).
- 171 3. Recollections about causes of infertility, treatment experience, and concerns about treatment  
172 cost and safety. This corresponds to topics 5, 11, and 14 (Supplementary Table 1).

173 These three overarching topics were not mutually exclusive (i.e., a response that had a high  
174 probability mass in topic 1 could also have a high probability in topic 2).

### 175 *Sentiment Analyses*

176 Responses that did not contain a word that was scored in the lexicon were dropped from the analysis  
177 (n=236), which left 1,708 responses for the sentiment analyses. The overall sentiment analysis  
178 showed that 71.8% of the responses were negative (score <0), 12.2% were positive (>0), and 16.0%  
179 were neutral (0). Supplementary Table 2 shows overall sentiment score frequencies by the

180 composition of the most positive and most negative words. Of all responses, 89.1% contained at least  
181 one negative word, 37.1% had at least one positive word, and 28.7% comprised positive and negative  
182 words. The mean sentiment score for all responses was  $-1.32$  (SD 1.5, min  $-4$ , max 4) There was no  
183 response with a score of  $-5$  (e.g., curse words) or 5 (e.g., 'superb'). The overall sentiment score and  
184 sentiment score by respondent characteristics are shown in Table 2.

185 Associations of respondent characteristics with sentiment scores on the negativity scale ( $-5$  to 0) were  
186 explored in a multivariable linear regression model. The final multivariate model included country,  
187 treatment engagement, time spent trying to conceive, sexual preference, and marital status (Table 3).  
188 These were also all variables that showed significant association with sentiment scores in the  
189 univariate regression. Although R-squared was low (multiple R-squared: 0.029), the F-test of overall  
190 significance showed that our model provides a better fit than a model with no predictor variables (F-  
191 statistic: 3.187 on 16 and 1691 degree of freedom [DF], p-value:  $1.945e-05$ ). Some characteristics  
192 such as country, treatment engagement, sexual preference, marital status, and time spent trying to  
193 conceive showed a significant impact on sentiment scores (Table 3). On a scale of  $-5$  to 0, US  
194 respondents had significantly higher (more positive) sentiment scores than respondents from Spain  
195 ( $0.37$ ,  $p < 0.001$ ), China ( $0.25$ ,  $p = 0.0032$ ), the UK ( $0.24$ ,  $p = 0.0045$ ) and France ( $0.23$ ,  $p = 0.0094$ ).  
196 Respondents with no treatment engagement had a significantly lower (more negative) score compared  
197 with respondents enrolled in at least one treatment ( $0.12$ ,  $p = 0.02711$ ). Respondents whose marital  
198 status was missing or listed as 'other' (e.g., were in a relationship, civil partnership or concubinage)  
199 had significantly lower scores compared with those who were divorced ( $0.35$ ,  $p = 0.0034$ ). Time spent  
200 trying to conceive and sexual preference had very small but statistically significant associations with  
201 the sentiment score. Other characteristics did not show any significant association with the sentiment  
202 score ( $p > 0.05$ ). In the sensitivity analysis (Supplementary Table 3), only country, treatment  
203 engagement, and sexual preference had a significant association with the overall sentiment score ( $-5$   
204 to 5). The same trend was observed for these characteristics.

## 205 TA

206 The emotional impacts reported by participants varied, and many responses were categorised into  
207 more than one candidate theme. Six themes (or emotion categories) emerged from the TA: 1) sad,  
208 depressed and disappointed (40.6%); 2) anxious, worried, scared and afraid (21.6%); 3) frustrated,  
209 angry and upset (17%); 4) stressed, shocked and overwhelmed (9.2%); 5) lost, confused and unsure  
210 (8.6%); and 6) hopeful, optimistic and positive (5.8%). These six themes were classified into three  
211 categories: self-appraisal or event-related emotions (theme 1, 3 and 4) and future appraisals (theme 2,  
212 5 and 6) (Figure 3). Supplementary Table 4 provides illustrative quotes. Subgroup analyses were  
213 conducted for all themes found in the TA. Very minimal differences in theme distribution were found  
214 between subgroups by sex and patient-partner status (Figure 3).

## 215 DISCUSSION

216 NLP methods are increasingly being utilised to extract information from unstructured health-related  
217 texts, such as electronic health records and posts on social media and patient platforms. This study  
218 combined the classic TA and NLP methods to characterise the reactions of patients and partners with  
219 the infertility diagnosis. The most common emotions among respondents were sadness, depression,  
220 stress, disappointment, anger, frustration, anxiety, scared, confusion, loss of self-confidence and  
221 feeling lost. This finding was consistent with the previous study (Vander Borght, Wyns, 2018).  
222 Almost three-quarters of responses were negative, which suggests a significant emotional burden  
223 among survey respondents when recollecting diagnosis. Sentiment score analyses showed that both  
224 female and male respondents felt equally negative, and partners felt slightly more negative than  
225 patients about the infertility diagnosis. Word analysis and TA in this study suggested gender and  
226 partner effects; low self-esteem was a common reaction to diagnosis in female patients and female  
227 partners showed emotional empathy; ~~whereas~~ male patients were more concerned about the future,  
228 ~~while and~~ male partners felt more disappointed. Emotions seemed to be driven by internal sources for  
229 patients and external sources for their partners.

230 Lazarus and Folkman (Biggs et al., 2017) described a transactional model of stress, appraisal and  
231 coping which has been highly influential in research into how people react to potentially stress-  
232 inducing situations. According to this theory, cognitive appraisals of events (in this case, diagnosis)  
233 determine whether people experience the event as a stressor. When an event is perceived as a threat  
234 but coping resources are considered insufficient, then people may react to events with considerable  
235 stress reactions (e.g., emotional, cognitive, physiological or behavioural). In the present study,  
236 emotions reported in relation to diagnosis were mainly threat emotions (e.g., anxious, worried and  
237 scared) and harm emotions (sad, depressed and disappointed), typically reported for events perceived  
238 as highly threatening to one's well-being (or the well-being of a loved one).

239 This study showed that topics modelled using NLP identified similar emotion sets to TA, but the  
240 computer-driven grouping of textual data provided a structure that allowed reviewers to identify  
241 topics without examining a large amount of text. ~~The last step of Although~~ topic modelling ~~can be~~  
242 ~~automated to regularly analyse large, updated data sets, the labelling component still needs human~~  
243 ~~input. This last step is to review and assign a label to each topic, which is like similar to~~ TA, but less  
244 time-consuming since only the most important responses ~~are, probabilistically, need to be~~ reviewed.

245 Our study showed that topic modelling can reveal equally valuable insights as TA. For example, while  
246 reviewing the top responses in NLP topic 1, reviewers found that the feelings of stress and shock were  
247 common among respondents who did not expect the diagnosis. These patients felt too overwhelmed to  
248 think about potential treatment and solutions. In contrast, for those who suspected the diagnosis, there  
249 was a sense of acceptance and hope for future treatment. Topic modelling helped to identify less  
250 expected topics, such as recall about the cause of infertility and treatment experiences and shared  
251 feeling with partners. Recollections of prior reproductive events could be triggered because people try  
252 to explain what could cause their diagnosis (Koert et al., 2018). ~~Topic modelling can be automated to~~  
253 ~~regularly analyse large, updated data sets; however, the labelling component still needs human input.~~  
254 ~~The~~ In conclusion, the mixed approach (NLP and TA) provides a compelling synergy in support of  
255 the validity and accuracy of these findings and shows potential for future research using large textual  
256 datasets.

257 Osadchiy et al., 2020 (Osadchiy et al., 2020b) also employed a mixed-method approach, utilising  
258 classic qualitative analysis and NLP to understand patient anxieties in an online male infertility forum.  
259 The study used semantic-based analysis to translate the text into quantitative metrics related to  
260 different psychological processes (e.g., affective, social, cognitive and perceptual) and linguistic  
261 dimensions (e.g., parts of speech and grammar). The semantic analysis found that posts by men were  
262 more honest but had a more tentative or anxious style of writing compared with posts by women.  
263 Another study conducted by the same group of authors used NLP to understand patients' perceptions  
264 of hypogonadism and its treatment (Osadchiy et al., 2020a). These studies and our own suggested that  
265 NLP shows promise as an additional tool for qualitative and mixed-method research.

266 The current study is the first to measure the impact of an infertility diagnosis on the emotions of  
267 patients and partners using sentiment analysis. The overall sentiment score (-5 to 5) expresses the  
268 polarity and magnitude of the emotion of textual data and the sentiment score was found to be a  
269 potentially powerful tool to quantify and compare the overall sentiment of the textual data among  
270 subgroups. The overall sentiment scores were negative and similar across respondent subgroups by  
271 age, sex, patient-partner and employment status. [#Although patients and partners were not likely to be](#)  
272 [related in this survey, it](#) might be worth noting that the couple may influence/mirror each other and  
273 therefore have similar responses (e.g., 'we both love children, so we felt lost and aimless'). On the  
274 negative scale (-5 to 0), the sentiment score expresses the negativity of responses. Our study found  
275 that on the negative scale, sentiment score was slightly but significantly lower (more negative) for  
276 Spain, China, France and the UK compared with the US, while respondents in Canada, Australia and  
277 Germany had similar scores to respondents from the US, which may point to cultural differences.

278 Hynie, Burns, 2006 (Hynie, Burns, 2006) suggested that stressors in individualist cultures (e.g., US or  
279 UK), that involve personal loss might be more significant and profound. In collectivist cultures (e.g.,  
280 China or India), on the other hand, social pressure can often result in strained marital and social  
281 relationships for women and men who are infertile. Recent studies have shown that more women in  
282 China who are infertile experienced clinically significant symptoms of depression and anxiety than  
283 those in Hungary (Lakatos et al., 2017; Ni et al., 2021). Ni et al., 2021 suggested that observed

284 differences could be due to pressure caused by the traditional ideology and societal gender orientation  
285 in China. Our study aligned with the findings from Hynie et al. 2006, which showed the impact of the  
286 individualist-collective cultures on the emotions of women and men who are infertile. [The](#)  
287 [multivariable linear regression analysis in our study showed that participants who self-identified as](#)  
288 [homosexual or 'other' felt more positive than heterosexual participants \(p=0.03306\). This may be](#)  
289 [linked to the desire to have children. Two studies in Italy and in the US found that gay men and](#)  
290 [lesbians were less likely than their heterosexual peers to express desire for parenthood hence may](#)  
291 [have been affected less negatively by a diagnosis \(Riskind, Patterson, 2010; Baiocco, Laghi, 2013\).](#)  
292 [Participants who were enrolled in at least one treatment were feeling more positive than those who](#)  
293 [were not enrolled in any treatment \(p=0.02711\). In Boivin et al., 2022, a correlation between seeking](#)  
294 [mental health support and receiving fertility treatment was observed. A significantly higher proportion](#)  
295 [of respondents seeking mental health support had received fertility treatment \(48.4%\) than those who](#)  
296 [did not seek support \(38.7%\). Mental health support and hope for parenthood through a positive](#)  
297 [treatment outcome could have a positive impact on patients and partners' emotions.](#) One limitation of  
298 our sentiment analysis by patient-partner status is that the sentiment score might reflect the feelings of  
299 the respondent's partners, instead of their own feelings (e.g., '*she felt painful and really sad about it*').  
300 Although the regression model had a low R-squared, our model was used for descriptive purposes,  
301 i.e., for capturing the association between respondents' characteristic and sentiment scores rather than  
302 for causal inference or prediction (Shmueli, 2010), where the interest is to predict new or future  
303 observations.

304 This study showed that additional emotional support is needed for both patients and partners, not only  
305 at the time of the infertility diagnosis but also during the subsequent, lengthy treatments. Only 43.6%  
306 of respondents received any type of social and psychological support post-diagnosis. According to the  
307 survey conducted in four European countries, 46% of women in treatment wish they had received  
308 more information about the emotions they were likely to experience (Domar et al., 2012). In van  
309 Empel et al., 2010 (van Empel et al., 2010), emotional support was one of two main categories of  
310 weakness identified in infertility care. Qualitative interviews with men found that participants had a

311 weak relationship with the medical professionals involved in their care. Participants also felt  
312 dismissed from the treatment process and perceived a sense of blame from their healthcare providers  
313 (Arya, Dibb, 2016). Since the 1,000 Dreams survey was not designed to provide insight into clinical  
314 consequences or policy implications, additional research is needed to inform health policy.

315 There were some limitations to this study. First, the brevity of responses (a median of three words)  
316 may have negatively impacted the interpretability of the topics, measurement of sentiment score and  
317 characterisation of differences in emotions by respondent characteristics. Second, the sentiment score  
318 in this study only summarised polarity (or negativity) of a response, it does not fully represent the  
319 various categories and complexity of emotions (e.g., feeling sad, depressed and disappointed have the  
320 same score of -2) or the composition of the same sentiment score (i.e., neutral sentiment or very polar  
321 opposite sentiments). A machine learning or deep learning approach might be considered to detect  
322 such types of feelings. The two above-mentioned limitations could have negative impacts on the  
323 interpretation of results.

324 The potential limitations in the qualitative methodology pertained to whether the data included in the  
325 analysis had enough depth to provide coverage of the relevant themes. TA centred on words  
326 describing emotions since these were the predominant words in participant responses. Some inherent  
327 subjectivity is present in all qualitative research if the researcher applies an unconscious bias to the  
328 coding; therefore, the codes and results were reviewed by more than one scientist. The survey  
329 question was asked at the time of enrolment into the survey, not at the time of diagnosis; therefore,  
330 respondents might be subject to recall bias or be affected by the treatment outcome after the diagnosis.

331 Finally, the survey question was not worded to understand the causes of emotions; therefore, more  
332 research will be needed to understand the reasons that drive patients' and partners' feelings and better  
333 inform healthcare professionals.

334



335 **CONTRIBUTORS**

336 All authors contributed to data interpretation and contextualisation; all authors reviewed and approved  
337 the final version of the manuscript. JB, MO, MD and CS contributed to conceptualisation, design and  
338 methods of the study. JB, MO, MD, OC, DF, MM and CS were responsible for data analysis and  
339 quality control of the results. CS and WRL provided critical review of the results. JB, MD, DF, MM  
340 and WRL contributed to the writing of the manuscript.

341 **ACKNOWLEDGEMENTS**

342 The authors would like to thank the researchers at W2O Group who developed the survey and  
343 collected the results for analysis and Dave A. Andrae, Senior Research Scientist at Evidera for his  
344 advices on the linear regression model.

345 **ROLE OF THE FUNDING SOURCE**

346 Funding for this project was provided by Ferring Pharmaceuticals. Evidera received funding from  
347 Ferring Pharmaceuticals to conduct the study and develop this manuscript.

348 **DECLARATION OF INTEREST**

349 JB has received consultancy fees from Ferring Pharmaceuticals; received personal honoraria for  
350 lectures from Ferring Pharmaceuticals, Merck Group, Theramex, and MedThink; has received  
351 consultancy fees from UK Parliament; and has received travel expenses from the European Society of  
352 Human Reproduction and Embryology. MO, MD, OC, DF, and WRL were salaried employees of  
353 Evidera at the time of this work, and are not allowed to accept direct remuneration from any clients  
354 for their services. MM is an employee of Ferring Pharmaceuticals. CS has received consulting fees  
355 and has worked as an in-house consultant for Ferring Pharmaceuticals.

356

357 **REFERENCES**

- 358 Arya ST, Dibb B. The experience of infertility treatment: the male perspective. *Hum Fertil (Camb)*.  
359 2016;19(4):242-248.
- 360 [Baiocco R, Laghi F. Sexual orientation and the desires and intentions to become parents. \*J Fam Stud\*.  
361 \[2013;19\\(1\\):90-98.\]\(#\)](#)
- 362 Baumer E, Mimno D, Guha S, Quan E, Gay GK. Comparing grounded theory and topic modeling:  
363 Extreme divergence or unlikely convergence? *Journal of the Association for Information  
364 Science and Technology*. 2017;68(6):1397-1410.
- 365 Biggs A, Brough P, Drummond S. Lazarus and Folkman's psychological stress and coping theory. In:  
366 *The handbook of stress and health: A guide to research and practice*. Hoboken, NJ, US:  
367 Wiley Blackwell; 2017:351-364.
- 368 Blei DM, Ng AY, Jordan MI. Latent dirichlet allocation. *Journal of Machine Learning Research*.  
369 2003;3(January):993-1022.
- 370 Boivin J, Vassena R, Costa M, et al. Tailored support may be required to reduce the impact of the  
371 infertility journey on mental health, relationships and daily lives of infertile patients and  
372 partners to infertile patients. *Reprod Biomed Online*. 2022.
- 373 Braun V, Clarke V. Using thematic analysis in psychology. *Qualitative Research in Psychology*.  
374 2006;3(2):77-101.
- 375 De Berardis D, Mazza M, Marini S, et al. Psychopathology, emotional aspects and psychological  
376 counselling in infertility: a review. *Clin Ter*. 2014;165(3):163-169.
- 377 Domar A, Gordon K, Garcia-Velasco J, La Marca A, Barriere P, Beligotti F. Understanding the  
378 perceptions of and emotional barriers to infertility treatment: a survey in four European  
379 countries. *Hum Reprod*. 2012;27(4):1073-1079.
- 380 Domar A, Vassena R, Dixon M, et al. Barriers and factors associated with significant delays to initial  
381 consultation and treatment for infertile patients and partners of infertile patients. *Reprod  
382 Biomed Online*. 2021;43(6):1126-1136.

383 Friese S, Ringmayr T. *ATLAS. ti 8 Windows user manual*. Berlin: ATLAS. ti Scientific Software  
384 Development GmbH; 2018.

385 Heinze G, Wallisch C, Dunkler D. Variable selection - A review and recommendations for the  
386 practicing statistician. *Biom J*. 2018;60(3):431-449.

387 Himmel W, Reincke U, Michelmann HW. Text mining and natural language processing approaches  
388 for automatic categorization of lay requests to web-based expert forums. *J Med Internet Res*.  
389 2009;11(3):e25.

390 Hu M, Liu B. Mining and summarizing customer reviews. Paper presented at: ACM SIGKDD  
391 International Conference on Knowledge Discovery and Data Mining2004; Seattle, WA.

392 Hynie M, Burns LH. Cross-cultural Issues in Infertility Counseling. In: Covington SN, Burns LH, eds.  
393 *Infertility Counseling - a Comprehensive Handbook for Clinicians*. Cambridge: Cambridge  
394 University Press; 2006:61-82.

395 Koert E, Harrison C, Bunting L, Gladwyn-Khan M, Boivin J. Causal explanations for lack of  
396 pregnancy applying the common sense model of illness representation to the fertility context.  
397 *Psychol Health*. 2018;33(10):1284-1301.

398 Lakatos E, Szigeti JF, Ujma PP, Sexty R, Balog P. Anxiety and depression among infertile women: a  
399 cross-sectional survey from Hungary. *BMC Womens Health*. 2017;17(1):48.

400 Maroufizadeh S, Hosseini M, Rahimi Froushani A, Omani-Samani R, Amini P. The Relationship  
401 between Perceived Stress and Marital Satisfaction in Couples with Infertility: Actor-Partner  
402 Interdependence Model. *Int J Fertil Steril*. 2019;13(1):66-71.

403 Mascarenhas MN, Flaxman SR, Boerma T, Vanderpoel S, Stevens GA. National, regional, and global  
404 trends in infertility prevalence since 1990: a systematic analysis of 277 health surveys. *PLoS*  
405 *Med*. 2012;9(12):e1001356.

406 Mohammad S, Kiritchenko S, Zhu X. NRC-Canada: Building the state-of-the-art in sentiment analysis  
407 of tweets. Paper presented at: Seventh International Workshop on Semantic Evaluation2013.

408 Ni Y, Tong C, Huang L, Zhou W, Zhang A. The analysis of fertility quality of life and the influencing  
409 factors of patients with repeated implantation failure. *Health Qual Life Outcomes*.  
410 2021;19(1):32.

411 Nielsen FA. A new ANEW: Evaluation of a word list for sentiment analysis in microblogs. In  
412 Proceedings of the ESWC2011 Workshop on 'Making Sense of Microposts': Big things come  
413 in small packages. *CEUR Workshop Proceedings*. 2011;No. 718:93-98.

414 Osadchiy V, Jiang T, Mills JN, Eleswarapu SV. Low Testosterone on Social Media: Application of  
415 Natural Language Processing to Understand Patients' Perceptions of Hypogonadism and Its  
416 Treatment. *J Med Internet Res*. 2020a;22(10):e21383.

417 Osadchiy V, Mills JN, Eleswarapu SV. Understanding Patient Anxieties in the Social Media Era:  
418 Qualitative Analysis and Natural Language Processing of an Online Male Infertility  
419 Community. *J Med Internet Res*. 2020b;22(3):e16728.

420 Ozdemir C, Bergler S. [A Comparative Study of Different Sentiment Lexica for Sentiment Analysis of](#)  
421 [Tweets. Paper presented at: Recent Advances in Natural Language Processing2015b; Hissar,](#)  
422 [BulgariaCLaC- " SentiPipe: SemEval2015 Subtasks 10 B, E, and Task 11. Paper presented at:](#)  
423 [International Workshop on Semantic Evaluation2015a; Denver, CO.](#)

424 [Ozdemir C, Bergler S. A Comparative Study of Different Sentiment Lexica for Sentiment Analysis of](#)  
425 [Tweets. Paper presented at: Recent Advances in Natural Language Processing2015b; Hissar,](#)  
426 [Bulgaria.](#)

427 Reagan AJ, Danforth CM, Tivnan B, Williams JR, Dodds PS. Sentiment analysis methods for  
428 understanding large-scale texts: a case for using continuum-scored words and word shift  
429 graphs. *EPJ Data Science*. 2017;6(1):28.

430 [Riskind RG, Patterson CJ. Parenting Intentions and Desires Among Childless Lesbian, Gay, and](#)  
431 [Heterosexual Individuals. \*J Fam Psychol\*. 2010;24\(1\):78–81.](#)

432 Rooney KL, Domar AD. The relationship between stress and infertility. *Dialogues Clin Neurosci*.  
433 2018;20(1):41-47.

434 Shmueli G. To Explain or to Predict? *Statistical Science*. 2010;25(3):289-310.

435 Simionescu G, Doroftei B, Maftai R, et al. The complex relationship between infertility and  
436 psychological distress (Review). *Exp Ther Med*. 2021;21(4):306.

437 Socher R, Perelygin A, Wu J, et al. Recursive Deep Models for Semantic Compositionality Over a  
438 Sentiment Treebank. Paper presented at: EMNLP2013.

439 van Empel IW, Nelen WL, Tepe ET, van Laarhoven EA, Verhaak CM, Kremer JA. Weaknesses,  
440 strengths and needs in fertility care according to patients. *Hum Reprod*. 2010;25(1):142-149.

441 Vander Borgh M, Wyns C. Fertility and infertility: Definition and epidemiology. *Clin Biochem*.  
442 2018;62:2-10.

443 Wilson T, Wiebe J, Hoffmann P. Recognizing contextual polarity in phraselevel sentiment analysis.  
444 Paper presented at: Conference on Human Language Technology and Empirical Methods in  
445 Natural Language Processing2005; Vancouver, Canada-

446 .

447

## 448 TABLES

449 Table 1. Characteristics of Respondents (N=1,795)

	N=1,795
Length of responses (number of words)	
Median (p25%, p75%)	3 (2, 5)
Minimum–maximum	1–32
Age (years), mean (SD)	36.0 (9.7)
Median (p25%, p75%)	35 (29, 41)
Minimum–maximum	18–77
Age categories (years), n (%)	
18–30	555 (30.9)
30–40	784 (43.7)
40–77	456 (25.4)
Sex, n (%)	
Female	1,026 (57.2)
Male	767 (42.7)
Other	2 (0.1)
Group, n (%)	
Patients	963 (53.6)
Partners	832 (46.4)
Sex, patient–partner status, n (%)	
Female, partner	378 (21.1)
Female, patient	648 (36.1)
Male, partner	453 (25.2)
Male, patient	314 (17.5)
Other partner	1 (0.1)
Other patient	1 (0.1)
Sexual preference, n (%)	
Heterosexual	1,642 (91.5)
Homosexual	98 (5.5)
Other	55 (3.1)
Marital status, n (%)	
Divorced	70 (3.9)
Married	1,031 (57.2)
Single	338 (18.8)
Other	87 (4.8)
Missing	264 (14.7)
Employment, n (%)	
Full-time	1,435 (79.9)

	<b>N=1,795</b>
Part-time	197 (11.0)
Unemployed	163 (9.1)
Country, n (%)	
Australia	191 (10.6)
Canada	183 (10.2)
China	239 (13.3)
France	176 (9.8)
Germany	173 (9.6)
Italy	186 (10.4)
Spain	203 (11.3)
United Kingdom	182 (10.1)
United States	262 (14.6)
Year(s) spent trying to conceive prior to infertility diagnosis (mean [SD])	3.23 (2.44)
Treatment engagement and outcome at the time of the survey, n (%)	
Enrolled in 1 treatment, successful	214 (11.9)
Enrolled in 1+ treatment, unsuccessful	237 (13.2)
Enrolled in 2+ treatments, successful	325 (18.1)
Infertility diagnosis, no consultation	644 (35.9)
Infertility diagnosis, no treatment enrolment	375 (20.9)
Psychological history of psychological disorders by the time of diagnosis, n (%) yes	<a href="#">952 (52.8)</a>
Eating disorder	129 (7.2)
Obesity	272 (15.1)
Depression	566 (31.4)
Anxiety	602 (33.4)
Post-traumatic stress disorder	166 (9.2)
Obsessive-compulsive disorder	133 (7.4)
Social and psychological support provided, n (%) yes	
Specialists, such as psychologists, therapists or social worker	356 (19.8)
Local support groups	167 (9.3)
Online support groups, online forums	247 (13.7)
Family without experience with fertility treatment(s)	152 (8.4)
Friends without experience with fertility treatment(s)	155 (8.6)
Partner	368 (20.4)
Healthcare provider	322 (17.9)
Friends or family with fertility treatment(s) experience	276 (15.3)
Any support	744 (43.6)

451 **Table 2. Overall Sentiment Score and Sentiment Score by Respondent Characteristics (n=1,708)**

Sentiment Score	Mean (SD)	Median (Minimum, Maximum)
Overall	-1.32 (1.5)	-2 (-4, 4)
Age (years)		
17–25	-1.15 (1.59)	-2 (-3, 3)
25–30	-1.33 (1.43)	-2 (-3, 3)
30–35	-1.33 (1.45)	-2 (-4, 4)
35–40	-1.36 (1.52)	-2 (-3, 4)
40–45	-1.38 (1.62)	-2 (-3, 3)
45–77	-1.35 (1.47)	-2 (-3, 3)
Sex		
Female	-1.32 (1.47)	-2 (-3, 4)
Male	-1.33 (1.54)	-2 (-4, 4)
Other	-2.5 (0.71)	-2.5 (-3, -2)
Group		
Partner	-1.37 (1.5)	-2 (-3, 4)
Patient	-1.28 (1.5)	-2 (-4, 4)
Sex, patient-partner status		
Female partner	-1.42 (1.46)	-2 (-3, 4)
Female patient	-1.25 (1.48)	-2 (-3, 3)
Male partner	-1.32 (1.54)	-2 (-3, 3)
Male patient	-1.35 (1.53)	-2 (-4, 4)
Sexual preference		
Heterosexual	-1.35 (1.49)	-2 (-4, 4)
Homosexual	-1.06 (1.69)	-2 (-3, 3)
Other	-0.94 (1.5)	-1 (-3, 4)
Employment		
Full-time	-1.31 (1.52)	-2 (-4, 4)
Part-time	-1.37 (1.47)	-2 (-3, 4)
Unemployed	-1.38 (1.37)	-2 (-3, 2)
Country		
Australia	-1.2 (1.48)	-2 (-3, 3)
Canada	-1.2 (1.6)	-2 (-3, 3)
China	-1.3 (1.31)	-2 (-3, 3)
France	-1.49 (1.48)	-2 (-3, 3)
Germany	-1.27 (1.66)	-2 (-4, 3)
Italy	-1.37 (1.65)	-2 (-3, 3)
Spain	-1.65 (1.39)	-2 (-3, 3)
United Kingdom	-1.51 (1.43)	-2 (-3, 3)
United States	-1.04 (1.49)	-2 (-3, 4)
Treatment engagement and outcome at the time of the survey, n (%)		
Enrolled in 1 treatment, successful	-1.12 (1.63)	-2 (-3, 3)
Enrolled in 1+ treatment, unsuccessful	-1.37 (1.47)	-2 (-3, 2)
Enrolled in 2+ treatments, successful	-1.21 (1.68)	-2 (-3, 3)



<b>Sentiment Score</b>	<b>Mean (SD)</b>	<b>Median (Minimum, Maximum)</b>
Infertility Dx, no consultation	-1.35 (1.45)	-2 (-3, 4)
Infertility Dx, no treatment enrolment	-1.47 (1.35)	-2 (-4, 3)

452 Abbreviations: Dx = diagnosis; SD = standard deviation

453 **Table 3. Association of Respondent Characteristics and Sentiment Score on Negativity Scale (-4**  
 454 **to 0)—Multivariable Linear Regression**

Variables	Estimate	p-value
Canada vs the United States	-0.11	0.18317
Australia vs the United States	-0.09	0.27521
Germany vs the United States	-0.09	0.32458
China vs the United States	-0.25	0.00317
Italy vs the United States	-0.09	0.32816
France vs the United States	-0.23	0.00940
The United Kingdom vs the United States	-0.24	0.00446
Spain vs the United States	-0.37	<0.001
Infertility Dx, no treatment enrolment vs. enrolled in 1+ treatment	-0.12	0.02711
Infertility Dx, no consultation vs. enrolled in 1+ treatment	-0.02	0.61583
Time spent trying to conceive prior to infertility diagnosis $\geq 2$ years vs. <2 years	-0.12	0.01000
Sexual preference Homosexual or others vs. Heterosexual	0.16	0.03306
Marital status Married vs. Divorced	-0.17	0.12276
Marital status Single vs. Divorced	-0.22	0.05888
Marital status Widowed vs. Divorced	-0.16	0.55874
Marital status Missing or Others vs. Divorced	-0.35	0.00339

455 Residual standard error: 0.8619 on 1691 degrees of freedom (DF); Multiple R-squared: 0.02927, Adjusted R-squared:

456 0.02009; F-statistic: 3.187 on 16 and 1691 DF, p-value: 1.945e-05

457 Abbreviation: Dx = diagnosis

458

459 Figure legends

460 Figure I. Topic Modelling and Sentiment Analysis Process

461 Figure II. NLP Analyses - Top Words Frequently Mentioned in All Responses - Overall and by  
462 Patient-Partner Status

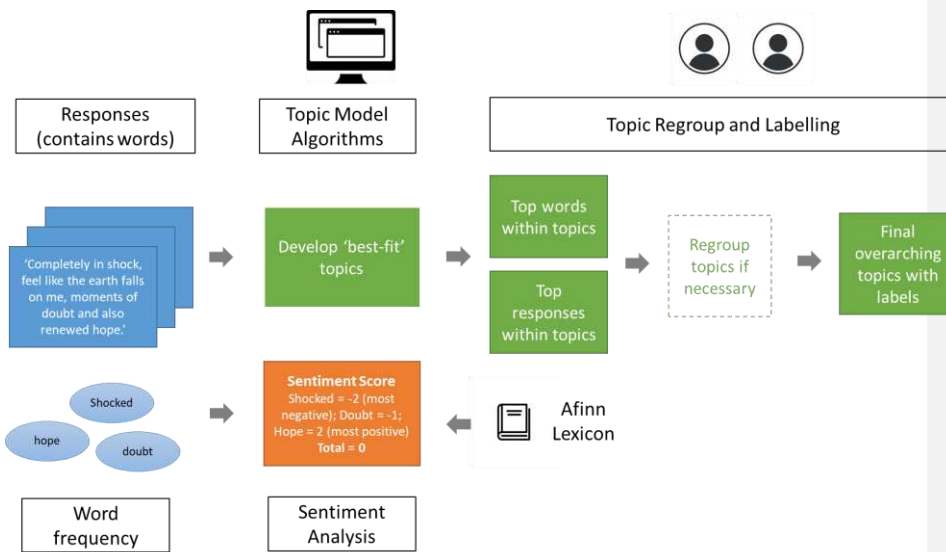
463 Figure III. Thematic Analysis - Theme Distribution - Overall and by Patient-Partner Status

464 Supplementary Figure I. Words with the Highest Probability from Each Topic

465 **FIGURES**

**Commented [MG1]:** Figures will need to be submitted as high-res images with the Caption and footnotes left in the main document. Would need originals for this.

466 **Figure I. Topic Modelling and Sentiment Analysis Process**

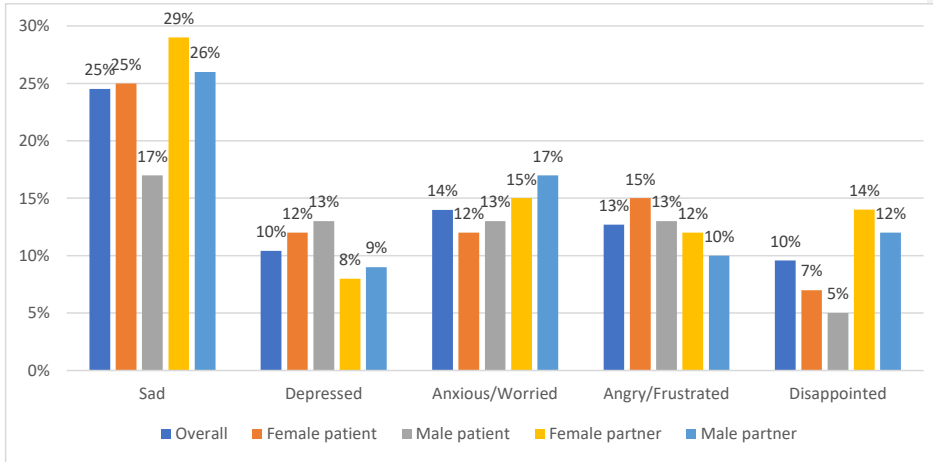


467 **Figure II. NLP Analyses—~~Top Words—Most~~ Frequently Mentioned ~~in All Responses—~~**

468 **~~Words—Overall and by Patient-Partner Status~~**

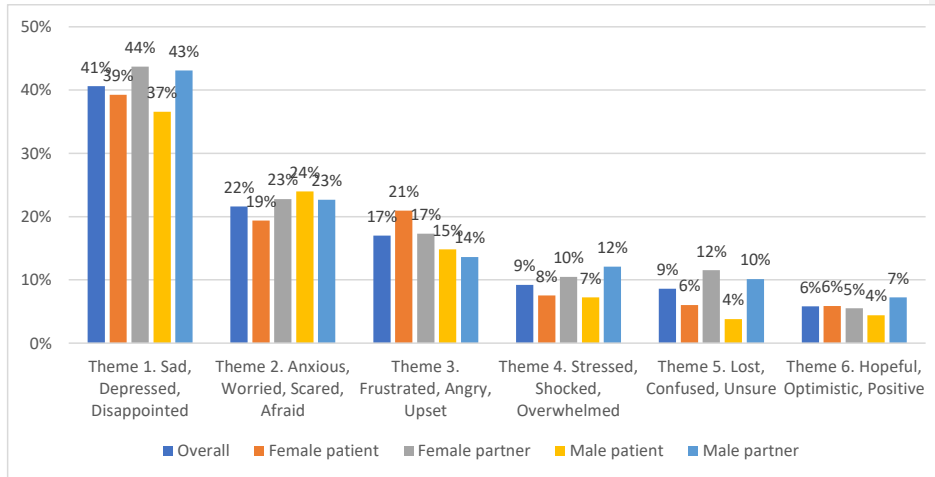
**Commented [MD2]:** I added 'overall' and organize in the same way as the TA results (figure III)

**Commented [MM3R2]:** The new heading does not say what is reported in the figures. Either add to heading or a note to the table



470  
471

472 **Figure III. Thematic Analysis—Theme Distribution—Overall and by Patient-Partner Status**



473

Topics	<a href="#">Overarching topics</a>	Example of Highest Probability Responses
1. Relief and acceptance as infertility being suspected, fear but motivation for future treatment OR infertility diagnosis not expected, feeling devastated, unacceptance and fear for the future.	<a href="#">Acceptance or unacceptance of the diagnosis</a>	'My sister suffers from the same condition (polycystic ovary syndrome) so I was prepared...' 'It was at last proved something was wrong and it is not the end. Had some medications and some diet to increase it.' 'Relieved, it was treatable so it gave us an answer.'
2. Feeling hurt, shocked, depressed, loss of appetite, loss of confidence toward partner, hopeless about the future	<a href="#">Acceptance or unacceptance of the diagnosis</a>	'Hurt, frustrated, I had lost my courage and my confidence to continue living with him.' 'Anxious, loss of appetite, gained weight, loss of sleep, unhappy, lack of understanding.' 'How could this be, I don't believe it. Afterwards I often lost my temper, and lost confidence and enthusiasm in my life.'
3. Unexpected results, feeling confused, disappointed about the unexplained infertility, looking for solutions	<a href="#">Acceptance or unacceptance of the diagnosis</a>	'Disappointed in lack of knowledge from health care providers regarding reasons for not being able to conceive as we were told we are part of the 20% unexplained group due to insufficient medical testing available at this time, wife suffered a period of major depression due to inability to conceive.' 'Shocked and confused about the new information coming to light and the shock from it.' 'This diagnosis was a great burden for us, since at that time we had a strong wish for children and afterwards we considered getting more detailed advice and researching other options for fulfilling the wish for children.'
4. Unacceptance, anger against oneself and the world, feeling worthless, impotent	<a href="#">Acceptance or unacceptance of the diagnosis</a>	'Struck down, sad and angry against this misfortune.' 'Pessimistic, feeling of not understanding. Why do I suffer from this disease? I couldn't get my head around it.' 'Feeling that the world is falling apart, that we are different from others...'
5. Desire to have a baby, feeling terrible about the diagnosis	<a href="#">Recollections about causes of infertility, treatment experience, and concerns about treatment cost and safety</a>	'...I struggled with my mental health, avoided going to baby showers and cried when I saw other moms with their babies sometimes. I even convinced myself I didn't really want kids and I'd be a horrible mother, so it would hurt so much that I couldn't.' 'Horrible and sad at the fact I couldn't carry a baby because of the shape of my uterus.'
6. Self-frustration, anxiety, stress, uncertainty, looking for solutions	<a href="#">Acceptance or unacceptance of the diagnosis</a>	'Very stressed out, while waiting and uncertainty, the pain prevails, guilt' 'A lot of uncertainty and confusion...' 'Extremely anxious and extremely nervous. I didn't know what to do except to look for an effective way to solve the problem.'
7. Feeling difficult to accept, hopeless	<a href="#">Acceptance or unacceptance of the diagnosis</a>	'Difficult to accept, but nothing can be done about it...' 'Hopeless and as if there is nothing we can do. worried about expenses of IVF and difficulty of adopting.' 'It is difficult to accept, I feel like the sky is falling, there is absolutely no way to accept or imagine.'
8. Shared feelings with partners, concerns about relationship with partners, self-blaming	<a href="#">Relational reflections involving shared feelings with partners, concerns</a>	'Anxious, restless, disappointed, I was scared our marriage would change...' 'She was very upset, very hurt. We didn't know what to do, I also didn't know how to comfort her.'

Topics	<u>Overarching topics</u>	Example of Highest Probability Responses
	<u>about relationships, and impact on life</u>	'I thought I was going to collapse, I felt guilty for being with my partner.'
9. Feeling disappointed but thinking about potential treatment and adoption	<u>Acceptance or unacceptance of the diagnosis</u>	'Disappointment, anger, incomprehension, but also desire to overcome this ordeal somehow, using scientific tools such as medical investigation, tests and specialists' help, but also with my faith in God.'  'We both felt very uncomfortable, since we actually wanted to start a family. For some time we were emotionally almost at rock bottom, but then we pulled ourselves back up and then adopted children - one boy and one girl. Now we are very happy and it doesn't bother us at all anymore...'
10. Feelings towards partner after diagnosis, worried about impact on life, relationships, family	<u>Relational reflections involving shared feelings with partners, concerns about relationships, and impact on life</u>	'I felt sorry for him that he had to go through the depression but I was angry that it was not only affecting our relationship but it was affecting our sex life our family life and our social life so we all suffered and missed out on so much.'  'I still feel devastated but have friends in similar situations going through IVF so it is reassuring to know that it doesn't have to be the end of our dreams for a family.'
11. Recall about causes of infertility (medical history), treatment journey	<u>Recollections about causes of infertility, treatment experience, and concerns about treatment cost and safety</u>	'I expected that. My periods have always been irregular. Sometimes I would only have 2 per year. I knew long ago that I was suffering from polykistiques ovaries, but it would have taken 9 years and several doctors to receive a written diagnosis.'  'I knew that it would happen because of his kidney failure and dialysis...'  ' <u>I found out I was infertile after I was diagnosed with breast cancer...</u> '
12. Hoping for a treatment	<u>Acceptance or unacceptance of the diagnosis</u>	'Completely in shock, feel like the earth falls on me, moments of doubt and also renewed hope.'  'Panicked, to have children, I will pro-actively cooperate with the hospital's primary care physician.'  'I'm still very young, I will work with my primary care physician to treat my illness.'
13. Feeling inadequate as a woman/man, guilt, <del>eating disorder</del>	<u>Acceptance or unacceptance of the diagnosis</u>	'... I thought my husband no longer saw me as a "proper" woman...'  'Like I couldn't do the one thing that a is supposed to happen naturally for a woman.'  'Devastated. I felt less of a woman and like I was letting my husband down.'  '...Knowing I could not give my wife the one thing she desired most killed me inside as I felt it was all my fault...'
14. Fertility treatment experience, cost, safety	<u>Recollections about causes of infertility, treatment experience, and concerns about treatment cost and safety</u>	'... We didn't preserve eggs or sperm due to the cost. We have no ability to reproduce with our dna now. Work insurance now covers thus basic need...'  'Anxious, alone, and overwhelmed by how we could possibly afford such expensive treatments since insurance deemed infertility treatments an "unnecessary luxury" '  'I was devastated as our first fertility doctor had matter of fact told me that I may have gone through premature menopause before conducting any tests and put doubt in my mind that we would ever have children...'

Inserted Cells

478 **Supplementary Table II. Overall Sentiment Score by Composition of Most Positive and the**  
 479 **Most Negative Words**

Sentiment Score	Most Negative Word's Score	Most Positive Word's Score	Frequencies
-4	-4	0	0.1%
-3	-4	1	0.1%
-3	-3	0	20.5%
-2	-4	2	0.1%
-2	-3	1	1.8%
-2	-2	0	38.2%
-1	-4	3	0.1%
-1	-3	2	4.4%
-1	-2	1	4.9%
-1	-1	0	1.7%
0	-3	3	1.1%
0	-2	2	12.2%
0	-1	1	0.2%
0	0	0	2.5%
1	-2	3	2.4%
1	-1	2	1.1%
1	0	1	1.6%
2	-1	3	0.3%
2	0	2	4.5%
3	0	3	2.2%
4	0	4	0.1%

480 Note. Overall sentiment score range -4 to 4. The sentiment score = sum of the most negative and positive word score. The  
 481 table shows that values of sentiment scores (-4 to 4) can be achieved through different compositions of positive and negative  
 482 words. For example, sentiment score 0 could be due to highly negative and highly positive words that cancel each other out  
 483 (of varying intensities) or to neutral emotions.

484



485 **Supplementary Table III. Association of Respondent Characteristics and Overall Sentiment**

486 **Score (-5 to 5)—Multivariable Linear Regression**

Variables	Estimate	p-value
Intercept	-0.94	< 0.001
Canada vs United States	-0.19	0.21063
Australia vs United States	-0.14	0.32674
Germany vs United States	-0.21	0.15917
China vs United States	-0.23	0.09642
Italy vs United States	-0.32	0.03681
France vs United States	-0.43	0.00440
United Kingdom vs United States	-0.47	0.00136
Spain vs United States	-0.63	<0.001
Infertility Dx, no treatment enrolment vs. enrolled in 1+ treatment	-0.28	0.00370
Infertility Dx, no consultation vs. enrolled in 1+ treatment	-0.18	0.02779
Sexual preference Homosexual or others vs. Heterosexual	0.34	0.00827

487 Residual standard error: 1.506 on 1696 degrees of freedom (DF); Multiple R-squared: 0.0246; Adjusted R-squared:

488 0.01828; F-statistic: 3.889 on 11 and 1696 DF, p-value: 1.404e-05

489 Abbreviation: Dx = diagnosis

490

491 **Supplementary Table IV. Thematic Analysis Candidate Themes and Frequencies Identified**

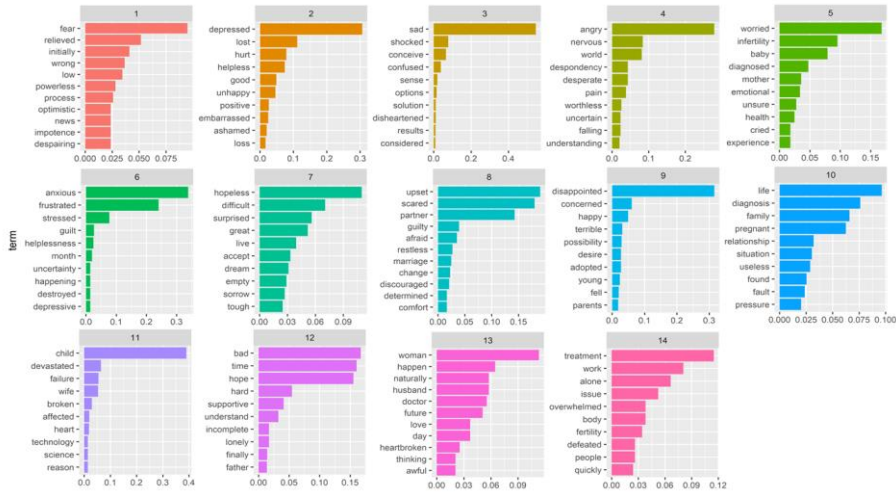
492 **using Thematic Analysis**

Candidate Theme	Illustrative Quote and Respondent	Frequency of Respondents in Each Candidate Theme (%) (N=1,795)
1. Sad, Depressed and Disappointed	<i>'Sorrow, I felt really bad, very sad, as if life ended right there.'</i> Heterosexual female patient	40.6%
2. Anxious, Worried, Scared and Afraid	<i>'Scared and worried that I may never be able to have a child. Concerned about the cost of treatment and whether the relationship would hold up through all the pressure.'</i> Heterosexual female patient	21.6%
3. Frustrated, Angry and Upset	<i>'Angry against myself and against my body and against the whole world, why me?'</i> Homosexual male patient	17%
4. Stressed, Shocked and Overwhelmed	<i>'it was a surprise because we did not expect it at all. We have a teenage son and we did not have any problems with him'</i> Heterosexual male partner	9.2%
5. Lost, Confused and Unsure	<i>'I did not know how to communicate with my other half, I did not know how to comfort her.'</i> Heterosexual male partner	8.6%
6. Hopeful, Optimistic and Positive	<i>'Felt hopeful that the treatments and procedures would work and work quickly for us.'</i> Homosexual female patient	5.8%

493

494

495 **Supplementary Figure I. Words with the Highest Probability from Each Topic**



496

497

498