

Parametric Implicit Face Representation for Audio-Driven Facial Reenactment

Ricong Huang¹ Peiwen Lai¹ Yipeng Qin² Guanbin Li^{1*}

¹School of Computer Science and Engineering, Sun Yat-sen University ²Cardiff University

{huangrc3, laipw5}@mail2.sysu.edu.cn, qiny16@cardiff.ac.uk, liguanbin@mail.sysu.edu.cn

Abstract

Audio-driven facial reenactment is a crucial technique that has a range of applications in film-making, virtual avatars and video conferences. Existing works either employ explicit intermediate face representations (e.g., 2D facial landmarks or 3D face models) or implicit ones (e.g., Neural Radiance Fields), thus suffering from the trade-offs between interpretability and expressive power, hence between controllability and quality of the results. In this work, we break these trade-offs with our novel parametric implicit face representation and propose a novel audio-driven facial reenactment framework that is both controllable and can generate high-quality talking heads. Specifically, our parametric implicit representation parameterizes the implicit representation with interpretable parameters of 3D face models, thereby taking the best of both explicit and implicit methods. In addition, we propose several new techniques to improve the three components of our framework, including i) incorporating contextual information into the audio-to-expression parameters encoding; ii) using conditional image synthesis to parameterize the implicit representation and implementing it with an innovative tri-plane structure for efficient learning; iii) formulating facial reenactment as a conditional image inpainting problem and proposing a novel data augmentation technique to improve model generalizability. Extensive experiments demonstrate that our method can generate more realistic results than previous methods with greater fidelity to the identities and talking styles of speakers.

1. Introduction

Audio-driven facial reenactment, also known as audio-driven talking head generation or synthesis, plays an important role in various applications, such as digital human, film-making and virtual video conference. It is a challenging cross-modal task from audio to visual face, which requires the generated talking heads to be photo-realistic and




Figure 1. Comparison between previous explicit, implicit representations and our parametric implicit representation (PIR). (a) Explicit representations (e.g., 3D face models) have interpretable parameters but lack expressive power. (b) Implicit representations (e.g., NeRF) have strong expressive power but are not interpretable. (c) Our PIR takes the best of both approaches and is both interpretable and expressive, thus paving the way for controllable and high-quality audio-driven facial reenactment.

have lip movements synchronized with the input audio.

According to the intermediate face representations, existing facial reenactment methods can be roughly classified into two categories: explicit and implicit methods. Between them, explicit methods [5, 18, 27, 29, 30, 34, 37, 40, 44] exploit relatively sophisticated 2D (e.g., 2D facial landmarks [5, 18, 29, 34, 44]) or 3D (e.g., 3D Morphable Model [27, 30, 37, 40]) parametric face models to reconstruct 2D or 3D faces, and map them to photo-realistic faces with a rendering network such as the Generative Adversarial Networks (GANs) [32, 39]. Their distinct advantage is

*Corresponding author is Guanbin Li.

the controllability (*e.g.*, expressions) resulting from their interpretable facial parameters. However, despite this advantage, the parametric face models used in explicit methods are often sparse and have very limited expressive power, which inevitably sacrifices the quality of synthesized faces (*e.g.*, the inaccurate lip movements and blurry mouth caused by the missing teeth area in 3D face models). In contrast, implicit methods [12, 16, 17, 24, 25, 28, 42, 43] use implicit 2D or 3D representations that are more expressive and can generate more realistic faces. For example, Neural Radiance Fields (NeRF) based methods [12, 17, 25] are one of the more representative implicit methods that use NeRF to represent the 3D scenes of talking heads. Although being more expressive and producing higher-quality results, implicit methods are not interpretable and lose the controllability of the synthesis process, thus requiring model retraining to change its target person. As a result, the explicit and implicit methods mentioned above form a trade-off between the *interpretability* and *expressive power* of intermediate face representations, while a representation that is both interpretable and expressive remains an open problem.

In this work, we break the above trade-off by proposing a parametric implicit representation that is both interpretable and expressive, paving the way for controllable and high-quality audio-driven facial reenactment. Specifically, we propose to parameterize implicit face representations with the interpretable parameters of the 3D Morphable Model (3DMM) [10] using a conditional image synthesis paradigm. In our parametric implicit representation, the 3DMM parameters offer interpretability and the implicit representation offers strong expressive power, which take the best of both explicit and implicit methods (Fig. 1). To implement our idea, we propose a novel framework consisting of three components: i) contextual audio to expression (parameters) encoding; ii) implicit representation parameterization; iii) rendering with parametric implicit representation. Among them, our *contextual audio to expression encoding* component employs a transformer-based encoder architecture to capture the long-term context of an input audio, making the resulting talking heads more consistent and natural-looking; our *implicit representation parameterization* component uses a novel conditional image synthesis approach for the parameterization, and innovatively employs a tri-plane based generator offered by EG3D [3] to learn the implicit representation in a computationally efficient way; our *rendering with parametric implicit representation* component formulates face reenactment as an image inpainting problem conditioned on the parametric implicit representation to achieve a consistent and natural-looking “blending” of the head and torso of a target person. In addition, we observe that the model slightly overfits to the training data consisting of paired audio and video, causing jitters in the resulting talking heads whose lip movements are re-

quired to be synchronized with unseen input audio. To help our model generalize better and produce more stable results, we further propose a simple yet effective data augmentation strategy for our rendering component.

In summary, our main contributions include:

- We propose an innovative audio-driven facial reenactment framework based on our novel parametric implicit representation, which breaks the previous trade-off between interpretability and expressive power, paving the way for controllable and high-quality audio-driven facial reenactment.
- We propose several new techniques to improve the three components of our innovative framework, including: i) employing a transformer-based encoder architecture to incorporate contextual information into the audio to expression (parameters) encoding; ii) using a novel conditional image synthesis approach for the parameterization of implicit representation, which is implemented with an innovative tri-plane based generator [3] for efficient learning; iii) formulating facial reenactment as a conditional image inpainting problem for natural “blending” of head and torso, and proposing a simple yet effective data augmentation technique to improve model generalizability.
- Extensive experiments show that our method can generate high-fidelity talking head videos and outperforms state-of-the-art methods in both objective evaluations and user studies.

2. Related work

Given a video of a target person and an (unpaired) audio, audio-driven facial reenactment aims to synthesize a novel video of the target person whose lip movement is synchronized with the given audio. Most existing talking head generation methods can be roughly classified into two categories: explicit methods and implicit methods, according to their intermediate face representations.

Explicit Methods. Explicit methods use parametric face models as intermediate face representations. Depending on the type of parametric face models used, explicit methods can be further divided into two categories: 2D-based and 3D-based. Between them, 2D-based methods use 2D parametric face models like 2D facial landmarks [5, 18, 29, 34, 44], and map the input audio to them. These 2D landmarks are then fed into generative adversarial networks (GANs) to synthesize photo-realistic faces. For example, Chen *et al.* [5] propose an adjustable pixel-wise loss to guide the network to focus on audiovisual-correlated facial landmarks. Xie *et al.* [34] predict the facial landmarks in the mouth area with the input audio and then change the lip movement of

video frames to match the predicted landmarks. In contrast, 3D-based methods use more expressive 3D parametric face models (e.g., the 3D Morphable Models (3DMM) [2, 23] and FLAME [15]) and map the audio to the expression parameters of the models. These expression parameters, together with those extracted from the video frames, are used to reconstruct explicit 3D face shapes that will be fed into a rendering network to synthesize new talking head videos. For example, Thies *et al.* [30] encode the audio into a general audio-expression space and learn a person-specific expression basis to reconstruct the intermediate 3D model. Zhang *et al.* [40] leverage the context in audio to model implicit attributes like eye blinking and head pose, extending the attribute control of the face model. Song *et al.* [27] remove identity information in audio to improve the quality of expression parameters. And they exploit the use of expression and landmarks from video frames to supervise the reconstructed facial mesh. Despite being interpretable, all parametric face models used in explicit methods are sparse compared to image pixels and cannot capture facial details (e.g., the missing areas like teeth in 3D face models).

Implicit Methods. Some works achieve the audio-to-face transition directly through the Generative Adversarial Networks (GANs) [16, 24, 28, 36, 42, 43]. Prajwal *et al.* [24] employ a powerful lip-sync discriminator to detect lip-sync errors, forcing the generator to extract more expressive representations from the input audio. Zhou *et al.* [43] devise an implicit pose code to achieve free pose control and enhance the audio representation by contrastive learning in a non-identity space. Recently, some other implicit methods use Neural Radiance Fields (NeRF) [19] as the intermediate representation [12, 17, 25, 45], which models the 3D scene of a talking head with a fully-connected network and volume rendering techniques. For example, Guo *et al.* [12] employ two individual sets of NeRF to synthesize the talking head and torso of a portrait respectively. Liu *et al.* [17] leverage the semantic information in video frames to guide NeRF to concentrate on the hard-to-learn area like mouth and eyes. Shen *et al.* [25] introduce audio conditions to warp the face to the query space, which is applied in the fine-tuning of the facial radiance field for few-shot synthesis. Although implicit methods have more expressive representations and produce higher-quality videos, they are less interpretable and lose the controllability of the synthesis process, thus requiring model re-training to change its target person.

In this work, we propose a novel framework that takes the best of both explicit and implicit methods. Specifically, we exploit the interpretable parameter space of 3D parametric face models, but map them to implicit face representations instead of reconstructing 3D face models. In this way, we obtain a representation that is both expressive and interpretable, thus paving the way for controllable and high-

quality audio-driven facial reenactment.

3. Methodology

As Fig. 2 shows, our framework consists of three components: contextual audio to expression (parameters) encoding (Sec. 3.1), implicit representation parameterization (Sec. 3.2) and rendering with parametric implicit representation (Sec. 3.3). Given an input raw audio A , our *contextual audio to expression encoding* component maps A to its corresponding expression parameter z_{exp} in the same format as used in 3D Morphable Model (3DMM). z_{exp} , together with the identity parameter z_{id} and the pose parameter (rotation R , translation t and camera intrinsic matrix K , which are used as the camera pose) extracted by 3DMM, constitute the facial parameters and are mapped to the implicit representation of a reenacted face I_F by our *implicit representation parameterization* component. Finally, our *rendering with parametric implicit representation (PIR)* component formulates facial reenactment as a conditional inpainting task and renders the reenacted image with I_F as the condition.

3.1. Contextual Audio to Expression Encoding

As Fig. 2 shows, unlike previous implicit methods that train the audio encoder in an end-to-end fashion [12, 17], we explicitly supervise its training with expression parameters extracted by 3D Morphable Model (3DMM). The rationale behind our choice is that audio has little to do with a person’s identity or pose but mainly his/her expression (e.g., lip movement). Specifically, given a raw audio A , we first extract its preliminary feature using wav2vec 2.0 [1], a self-supervised pre-trained speech model that facilitates accurate lip movement through the abundant phoneme information it learned from a large-scale corpus of unlabeled speech. Then, we feed this feature along with the identity parameters extracted by 3DMM into a transformer-based audio feature extractor network [11] which encodes it to the expression parameters a_k of the k -th video frame. Thanks to the transformer architecture, a_k is dependent on the expression parameters of previous frames $\{a_i | i = 1, 2, \dots, k - 1\}$ and effectively captures the context of the audio. In addition, our method separates audio encoding as a stand-alone and light-weight subtask, which can make the most of the computational resources and capture much longer-term dependency (*i.e.* using longer input sequences), resulting in more consistent and natural-looking videos.

3.2. Implicit Representation Parameterization

Unlike previous methods that reconstruct 3D face shapes with the extracted facial parameters [30, 40] and convert them to videos, we map such facial parameters to an implicit representation I_F and use I_F to condition the video synthesis. In this way, our framework takes the best of both

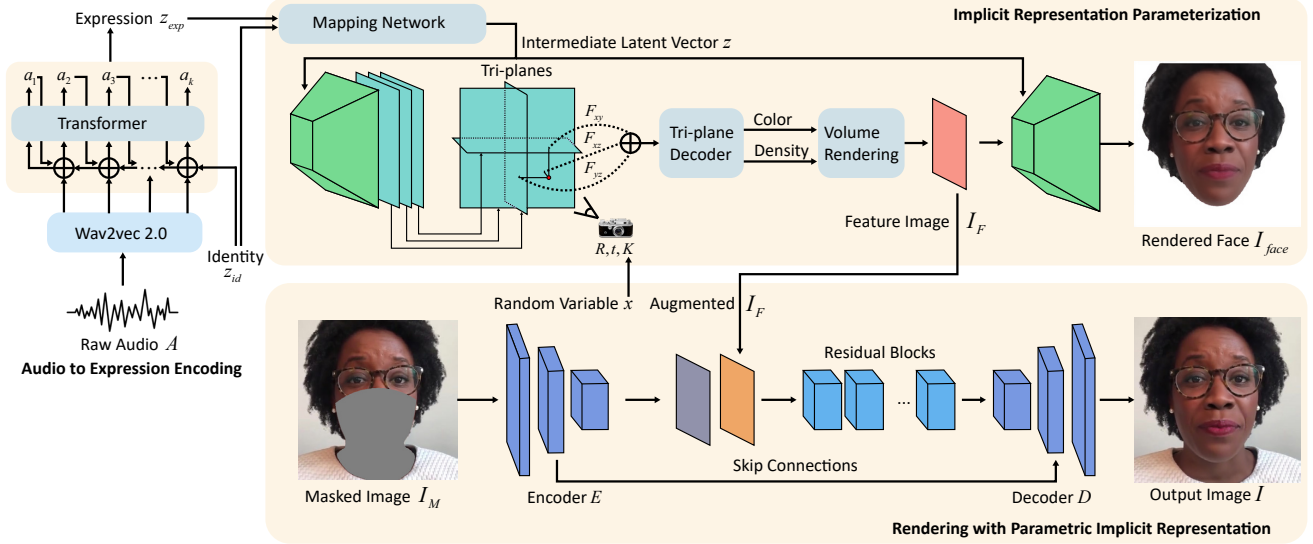


Figure 2. Overview of our framework. Our framework contains three components: i) contextual audio to expression (parameters) encoding; ii) implicit representation parameterization; iii) rendering with parametric implicit representation (PIR). With a given identity parameter z_{id} , raw audio A is mapped to the expression parameters z_{exp} which captures long-term context from $\{a_i | i = 1, 2, \dots, k - 1\}$ through a transformer network. Our implicit representation parameterization component first maps z_{exp} and z_{id} into a latent vector z to condition the generation of tri-plane feature maps, and then sample them with pose parameters R, t, K to obtain pose-conditioned features. These pose-conditioned features are processed with a lightweight decoder and a volume rendering module to produce our PIR I_F . An upsampling network is used to generate the face image I_{face} from I_F . Our rendering with PIR component generates output image I by formulating it as an inpainting task conditioned on a masked image I_M and I_F .

explicit and implicit face representation approaches as i) it makes good use of the interpretability of the facial parameter space that facilitates controllability of the synthesis process; ii) it captures more realistic facial features with the high expressive power of the implicit representation; iii) it avoids the unnecessary introduction of facial priors that are inconsistent with ground truth when performing 3D face reconstruction from sparse facial parameters.

As Fig. 2 shows, we implement the mapping between facial parameters and its implicit representation using a EG3D [3] generator. Specifically, our facial parameters consist of three components: identity, expression and pose. For identity and expression, we concatenate them and employ a simple mapping network to map them to an intermediate latent vector z . For pose, we represent it with the camera pose R, t and intrinsic matrix K , and use it to query the 3D positions using the tri-plane structure. Following [3], we feed z to the EG3D generator as both input and condition vector, and R, t, K to it as the camera pose, and obtain I_F as an implicit representation of the input facial parameters. Note that we use face reconstruction as a proxy task (I_{face} denotes the reconstructed face) for the training and discard the decoder in the testing stage.

Remark. We use EG3D [3] rather than NeRF [12, 35] as EG3D is a computationally efficient and expressive archi-

ture that supports the generation of high-resolution images in real time and greatly preserves 3D structure.

3.3. Rendering with PIR

As mentioned above, although the implicit representation I_F carries realistic facial features, its sparse input (*i.e.*, facial parameters) cannot capture the fine details of the input video. To this end, we formulate facial reenactment as a video inpainting problem conditioned on the implicit representation I_F . Specifically, as shown in Fig. 2, given a masked video frame I_M , we first use an encoder E to extract its feature maps with the same resolution as I_F . Then, we concatenate them with I_F and feed the concatenated feature maps to the decoder D to generate the reenactment image I . Skip connections are added between corresponding intermediate layers of E and D .

Jitter Reduction. Although effective, the proposed rendering method is trained with paired audio and video data, which is not the case during testing. In our experiment (Fig. 3), we observed that new audios may cause slight offsets and deformations of I_{face} , leading to jitters in the resulting videos. To reduce such jitters, we propose a simple yet effective data augmentation strategy. Specifically, we perturb the camera intrinsic matrix K with random variables $x_1, x_2, x_3 \sim U(-s, s)$ when training the rendering




Figure 3. Jitters caused by training-inference mismatch. In training, I_{face} is well aligned with the masked image I_M , which is not the case in testing, thus causing jitters.

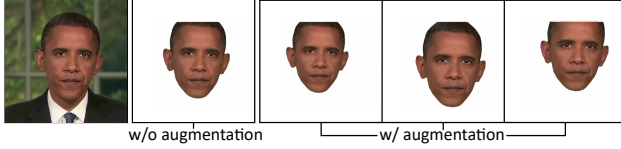


Figure 4. Data augmentation for jitter reduction. We augment the camera intrinsic matrix K to randomly scale and shift I_F to simulate potential training-inference mismatches during training.

network:

$$K = \begin{bmatrix} f_x \times (1 + \frac{x_1}{2u_0}) & 0 & u_0 + x_2 \\ 0 & f_y \times (1 + \frac{x_1}{2v_0}) & v_0 + x_3 \\ 0 & 0 & 1 \end{bmatrix}, \quad (1)$$

where f_x and f_y represent focal length in terms of pixels and u_0 and v_0 represent the principal point. This augmentation simulates the scaling and shifting of I_F and thus I_{face} (Fig. 4), allowing the rendering network to learn from them and reduce jitters.

3.4. Training and Loss Functions

Among the three components of our framework, *audio to expression* is a self-contained subtask and can be trained independently, which makes the most of the given computational resources and produces more consistent and natural-looking videos; *rendering* relies on the result of *implicit representation parameterization* and is trained afterwards. All of them are trained with short video clips of target persons, including paired audio track and video sequences.

Audio to Expression. Let a_i be the output feature where $i = 1, 2, \dots, k$ be the i -th frame of the video, and $z_{exp,i}$ be the expression parameter extracted by 3DMM, we train our audio encoder by minimizing the Mean Squared Error (MSE) between them as:

$$L_{audio} = \sum_{i=1}^k \|a_i - z_{exp,i}\|^2. \quad (2)$$

Implicit Representation Parameterization. We train the mapping between input facial parameters and the implicit representation of reenacted face with a weighted sum of a photometric loss and a perceptual loss [13]

$$L_{face} = w_1 \|M_h \odot (I_{face} - I_{GT})\|^2 + w_2 \sum_i \|\phi_i(I_{face}) - \phi_i(M_h \odot I_{GT})\|^2, \quad (3)$$

where M_h is the head mask, $\phi_i(*)$ denotes the activation of the i -th layer in VGG16 [26], \odot denotes element-wise product operator, w_1 and w_2 are the weighting factors.

Rendering with PIR. To maximize the quality of generated image, we train our rendering network with:

$$L_{render} = L_{render}^{rec} + L_{render}^{FM} + L_{render}^{GAN} \quad (4)$$

where L_{render}^{rec} denotes a reconstruction loss consisting of a weighted sum of a photometric loss and a perceptual loss:

$$L_{render}^{rec} = w_3 \|I - I_{GT}\|^2 + w_4 \sum_i \|\phi_i(I) - \phi_i(I_{GT})\|^2. \quad (5)$$

Let $\{D_k | k = 1, 2, 3\}$ be a multi-scale discriminator [32], L_{render}^{FM} denotes a feature matching loss and L_{render}^{GAN} denotes a GAN adversarial loss:

$$L_{render}^{FM} = \sum_{i=1}^T \frac{1}{N_i} \|\|D_k^{(i)}(I) - D_k^{(i)}(I_{GT})\|_1\|, \quad (6)$$

$$L_{render}^{GAN} = \sum_k \log D_k(I_{GT}) + \log(1 - D_k(I))$$

where T is the total number of layers and N_i denotes the number of elements in each layer. Note that L_{render}^{GAN} is optimized in a minimax manner as those in GAN training.

4. Experiments

4.1. Experimental Settings

Dataset. To achieve high-quality audio-driven facial reenactment, we follow [12, 17] and conduct experiments on three datasets, the HDTF [41], Testset 1 [12], Testset 2 [40]. For HDTF, we selected 8 videos (corresponding to 8 subjects) from it. For Testset 1 and 2, we use the sole video released by the authors for each of them. The time span of these videos is 3-6 minutes. For the test set consisting of unpaired and gender-balanced audio clips, we select 3 from HDTF and collect another 2 Obama audios online. Please note that many previous datasets (e.g., LRW [7], Voxceleb1 [20] and Voxceleb2 [6]) are not suitable as they either have low image quality or consist of many short (a few seconds) video clips of different speakers (e.g., GRID [9] and MEAD [31]), which hinders the generation of high-quality videos and the capture of long-term audio context.

Method	HDTF					Testset 1		Testset 2	
	SSIM \uparrow	PSNR \uparrow	CPBD \uparrow	LMD \downarrow	AVConf \uparrow	LMD \downarrow	AVConf \uparrow	LMD \downarrow	AVConf \uparrow
Ground Truth	1	N/A	0.344	0	8.839	0	8.407	0	9.315
ATVG [5]	<u>0.829</u>	20.540	0.078	9.645	4.848	8.784	5.232	10.445	4.903
Wav2Lip [24]	0.729	20.352	0.317	<u>4.279</u>	7.812	4.836	7.554	4.297	7.682
MakeitTalk [44]	0.698	19.956	0.075	4.940	3.972	4.939	4.172	5.064	3.467
PC-AVS [43]	0.738	<u>21.078</u>	0.096	5.199	<u>7.392</u>	6.678	<u>6.742</u>	4.091	6.858
AD-NeRF [12]	-	-	-	-	-	<u>4.691</u>	4.236	-	-
FACIAL [40]	-	-	-	-	-	-	-	<u>2.675</u>	6.045
Ours	0.970	36.711	<u>0.305</u>	1.794	7.233	2.116	6.133	1.899	<u>7.655</u>

Table 1. Quantitative comparisons with existing state-of-the-art methods. Since AD-NeRF [12] and FACIAL [40] do not provide pretrained models on the HDTF dataset, we only compare with them on Testset 1 and 2. **Bold**: best results; Underline: second-best results.

Data Preprocessing. Before use, all videos are extracted at 25 frames per second (FPS) and the synchronized audio waves are sampled as 16K Hz frequency. We crop the videos to center the faces and resize them to the resolution of 512×512 . For each video, we extract the identity, expression and pose parameters of each frame using 3DMM [10]. We obtain the (mean) identity parameters of a target person by averaging those of the same person over all frames in a video. The estimated head poses are represented as camera poses. An off-the-shelf segmentation method [38] is used to obtain the parsing map (e.g., head mask) of each frame.

Evaluation Settings. To facilitate an objective evaluation of lip movement accuracy and image quality, we first evaluate our method under self-reenactment setting on all three datasets, with the last 25s of each original video clip being used as the ground truth test data. To evaluate the performance of our method across identities (where there are no ground truths), we pair the videos in Testset 1 and 2 with audios of different identities for reenactment and use SyncNet [8] to assess the quality of synchronization.

4.2. Implementation details

We implement our framework in PyTorch [22] with an Adam optimizer [14]. We train our contextual audio to expression component for 120 epochs with the expression parameters extracted by 3DMM, a context length of $k = 100$ (each frame lasts for 0.04s), and pretrained wav2vec 2.0 weights. Thanks to its well-defined output, we train our audio to expression component simultaneously with the other two components. Our implicit representation parameterization component is trained for 50 epochs using the expression parameters extracted by 3DMM as input and the rendered face I_{face} as output. The resolution of the resulting parametric implicit representation I_F is $32 \times 64 \times 64$. The three tri-plane features have the resolution of $32 \times 256 \times 256$ and that of output image I_{face} is $3 \times 512 \times 512$. Our ren-

dering with parametric implicit representation component is trained for another 50 epochs with $s = 3$ for jitter reduction and the augmented I_F whose resolution is $32 \times 32 \times 32$. We use $w_1 = w_2 = w_3 = w_4 = 1$ for Eqs. (3) and (5).

4.3. Comparison with the State-of-the-arts

4.3.1 Quantitative Evaluation

We quantitatively compare our method with SOTAs using the following metrics:

- **Lip Movement Accuracy:** We use the Landmark Distance (LMD) [4] to evaluate lip movement accuracy.
- **Lip-sync:** We measure lip synchronization errors with the Audio-Visual Confidence (AVConf) score calculated by SyncNet [8].
- **Sharpness:** We measure frame sharpness with the perceptual-based no-reference objective image sharpness metric (CPBD) [21].
- **Image Quality:** We assess the quality of synthesized video frames by comparing them with the ground truth using Peak Signal to Noise Ratio (PSNR) and Structure Similarity Index Measure (SSIM) [33].

As Tab. 1 shows, our method achieves the best or second-best performance for most of the evaluation metrics. For the exceptions, Wav2Lip achieves a higher CPBD score on HDTF but sacrifices the visual quality (blurry mouths with obvious artifacts in Fig. 5) as it only edits the mouth region of the reference images with the remaining part unchanged. In addition, it is trained using a pretrained lip-sync discriminator similar to SyncNet, which “tricks” SyncNet to produce the highest AVConf scores on all three datasets. PC-AVS gets slightly higher AVConf scores than our method on HDTF and Testset 1, but are much worse than ours on all the other metrics, especially LMD. This indicates that



Figure 5. Qualitative comparison with ATVG [5], Wav2Lip [24], MakeitTalk [44] and PC-AVS [43]. Row 1 (Ground Truth): the corresponding video frames to the input audio. Last two rows (Ours): rendered face I_{face} and output image I (Fig. 2), respectively. The portraits generated by our method have highly synchronized lip movements and fine facial details (e.g., teeth and wrinkles) that preserve the target person’s identity well, thus outperforming all previous methods.

PC-AVS learns natural-looking lip movements but fails to capture individual speaking styles. In contrast, our method is more personalized as it takes into account the identity parameters z_{id} and thus excels in the more fine-grained LDM.

4.3.2 Qualitative Comparison

We compare our methods with state-of-the-art 2D-based methods, including the explicit ATVG [5] and MakeitTalk [44], and implicit Wav2Lip [24] and PC-AVS [43], in Fig. 5. For 3D-based methods, we compare ours with the explicit FACIAL [40] and implicit AD-NeRF [12] in Fig. 6.

As Fig. 5 shows, our method produces the highest quality results with the most synchronized lip-movement. Specifically, i) ATVG and MakeitTalk fail to produce accurate lip movements as they rely on less expressive 2D facial landmarks; ii) Wav2Lip produces blurry mouths that do not match the sharp parts in the rest of the video frames, making the results unnatural; iii) although PC-AVS produces head movements that are consistent with the ground truth, it cannot well preserve the identity of the speaker. In addition, none of these methods can synthesize high-resolution

Method	AVConf \uparrow	Method	AVConf \uparrow
AD-NeRF [12]	3.607	FACIAL [40]	4.623
Ours	6.758	Ours	6.678

Table 2. Quantitative comparisons of our method with AD-NeRF [12] and FACIAL [40].

videos. In contrast, our method allows for the synthesis of high-resolution, high-quality videos with highly synchronized lip movements that preserve facial details well (e.g., teeth and wrinkles), which are crucial for identity preservation and the naturalness of facial reenactment.

As Fig. 6 shows, our method is also superior to AD-NeRF and FACIAL. Specifically, i) AD-NeRF suffers from the artifacts at the head-neck junction which stem from a mismatch between the two NeRFs it uses to model the head and torso separately; ii) FACIAL produces less accurate lip movements due to the less expressive 3D face shape it uses as the intermediate face representation. Please refer to Tab. 2 for a quantitative comparison w.r.t lip movement




Figure 6. Comparison with AD-NeRF [12] and FACIAL [40].




Figure 7. Ablation study of our rendering with PIR component. Row 2: the images generated without this component.




Figure 8. Ablation study of our jitter reduction technique.

accuracy between AD-NeRF, FACIAL and our method.

Remark. For the comparison with AD-NeRF and FACIAL (Fig. 6), we use the codes and pretrained models released by the authors and compare the generalizability by feeding all models with 5 unpaired and gender-balanced audio clips mentioned above. The reference images are the corresponding frames of the input audio clips in the new videos.

4.4. Ablation Study

Rendering with PIR. As Fig. 7 shows, without our rendering with PIR component (*i.e.*, use the implicit representation parameterization component to generate the output image I directly, not just the head), the torso changes rapidly within seconds and produces unnatural results. This justifies

Method	Lip-sync	Image	Video
ATVG [5]	2.87	1.87	1.76
Wav2Lip [24]	3.91	2.67	2.76
MakeitTalk [44]	2.69	2.73	2.84
PC-AVS [43]	3.89	3.16	3.38
AD-NeRF [12]	3.84	3.96	3.73
FACIAL [40]	4.16	4.09	4.11
Ours	4.31	4.20	4.29

Table 3. User study on lip-sync (audio-lip synchronization), image quality and video realism.

fies the necessity of our Rendering with PIR component.

Jitter Reduction. As Fig. 8 shows, without jitter reduction, the rendering component cannot align I_F with I_M , thus producing unnatural videos. This justifies the necessity of our jitter reduction technique.

4.5. User Study

We invite 15 volunteers to participate in our user study to evaluate facial reenactment results based on three criteria: lip-sync (audio-lip synchronization), image quality and video realism. We create 3 videos for each method with the same audio input and ask the volunteers to give their ratings on a scale of 1 (worst) to 5 (best) for each video. As Tab. 3 shows, our method scores the highest in all three criteria.

5. Conclusion

In this work, we propose an innovative facial reenactment framework based on our novel parametric implicit representation (PIR). Specifically, our PIR breaks the trade-off between interpretability and expressive power that plagued previous explicit and implicit methods, thus paving the way for controllable and high-quality audio-driven facial reenactment. We have also devised several novel techniques to improve the three components of our framework. Extensive experiments demonstrate the effectiveness of our method.

Acknowledgments

This work was supported in part by the Guangdong Basic and Applied Basic Research Foundation (NO. 2020B1515020048), in part by the National Natural Science Foundation of China (NO. 61976250), in part by the Shenzhen Science and Technology Program (NO. JCYJ20220530141211024) and in part by the Fundamental Research Funds for the Central Universities under Grant 22lqgb25. This work was also sponsored by Tencent AI Lab Open Research Fund (NO. Tencent AI Lab RBFR2022009).

References

- [1] Alexei Baevski, Yuhao Zhou, Abdelrahman Mohamed, and Michael Auli. wav2vec 2.0: A framework for self-supervised learning of speech representations. *Advances in Neural Information Processing Systems*, 33:12449–12460, 2020. [3](#)
- [2] Volker Blanz and Thomas Vetter. A morphable model for the synthesis of 3d faces. In *Proceedings of the 26th annual conference on Computer graphics and interactive techniques*, pages 187–194, 1999. [3](#)
- [3] Eric R Chan, Connor Z Lin, Matthew A Chan, Koki Nagano, Boxiao Pan, Shalini De Mello, Orazio Gallo, Leonidas J Guibas, Jonathan Tremblay, Sameh Khamis, et al. Efficient geometry-aware 3d generative adversarial networks. In *Proceedings of the IEEE/CVF Conference on Computer Vision and Pattern Recognition*, pages 16123–16133, 2022. [2](#), [4](#)
- [4] Lele Chen, Zhiheng Li, Ross K Maddox, Zhiyao Duan, and Chenliang Xu. Lip movements generation at a glance. In *Proceedings of the European Conference on Computer Vision (ECCV)*, pages 520–535, 2018. [6](#)
- [5] Lele Chen, Ross K Maddox, Zhiyao Duan, and Chenliang Xu. Hierarchical cross-modal talking face generation with dynamic pixel-wise loss. In *Proceedings of the IEEE/CVF conference on computer vision and pattern recognition*, pages 7832–7841, 2019. [1](#), [2](#), [6](#), [7](#), [8](#)
- [6] Joon Son Chung, Arsha Nagrani, and Andrew Zisserman. Voxceleb2: Deep speaker recognition. *arXiv preprint arXiv:1806.05622*, 2018. [5](#)
- [7] Joon Son Chung and Andrew Zisserman. Lip reading in the wild. In *Asian conference on computer vision*, pages 87–103. Springer, 2016. [5](#)
- [8] Joon Son Chung and Andrew Zisserman. Out of time: automated lip sync in the wild. In *Asian conference on computer vision*, pages 251–263. Springer, 2016. [6](#)
- [9] Martin Cooke, Jon Barker, Stuart Cunningham, and Xu Shao. An audio-visual corpus for speech perception and automatic speech recognition. *The Journal of the Acoustical Society of America*, 120(5):2421–2424, 2006. [5](#)
- [10] Yu Deng, Jiaolong Yang, Sicheng Xu, Dong Chen, Yunde Jia, and Xin Tong. Accurate 3d face reconstruction with weakly-supervised learning: From single image to image set. In *Proceedings of the IEEE/CVF Conference on Computer Vision and Pattern Recognition Workshops*, pages 0–0, 2019. [2](#), [6](#)
- [11] Yingruo Fan, Zhaojiang Lin, Jun Saito, Wenping Wang, and Taku Komura. Faceformer: Speech-driven 3d facial animation with transformers. In *Proceedings of the IEEE/CVF Conference on Computer Vision and Pattern Recognition*, pages 18770–18780, 2022. [3](#)
- [12] Yudong Guo, Keyu Chen, Sen Liang, Yong-Jin Liu, Hujun Bao, and Juyong Zhang. Ad-nerf: Audio driven neural radiance fields for talking head synthesis. In *Proceedings of the IEEE/CVF International Conference on Computer Vision*, pages 5784–5794, 2021. [2](#), [3](#), [4](#), [5](#), [6](#), [7](#), [8](#)
- [13] Justin Johnson, Alexandre Alahi, and Li Fei-Fei. Perceptual losses for real-time style transfer and super-resolution. In *European conference on computer vision*, pages 694–711. Springer, 2016. [5](#)
- [14] Diederik P Kingma and Jimmy Ba. Adam: A method for stochastic optimization. *arXiv preprint arXiv:1412.6980*, 2014. [6](#)
- [15] Tianye Li, Timo Bolkart, Michael J Black, Hao Li, and Javier Romero. Learning a model of facial shape and expression from 4d scans. *ACM Trans. Graph.*, 36(6):194–1, 2017. [3](#)
- [16] Borong Liang, Yan Pan, Zhizhi Guo, Hang Zhou, Zhibin Hong, Xiaoguang Han, Junyu Han, Jingtuo Liu, Errui Ding, and Jingdong Wang. Expressive talking head generation with granular audio-visual control. In *Proceedings of the IEEE/CVF Conference on Computer Vision and Pattern Recognition*, pages 3387–3396, 2022. [2](#), [3](#)
- [17] Xian Liu, Yinghao Xu, Qianyi Wu, Hang Zhou, Wayne Wu, and Bolei Zhou. Semantic-aware implicit neural audio-driven video portrait generation. *arXiv preprint arXiv:2201.07786*, 2022. [2](#), [3](#), [5](#)
- [18] Yuanxun Lu, Jinxiang Chai, and Xun Cao. Live speech portraits: real-time photorealistic talking-head animation. *ACM Transactions on Graphics (TOG)*, 40(6):1–17, 2021. [1](#), [2](#)
- [19] Ben Mildenhall, Pratul P Srinivasan, Matthew Tancik, Jonathan T Barron, Ravi Ramamoorthi, and Ren Ng. Nerf: Representing scenes as neural radiance fields for view synthesis. *Communications of the ACM*, 65(1):99–106, 2021. [3](#)
- [20] Arsha Nagrani, Joon Son Chung, and Andrew Zisserman. Voxceleb: a large-scale speaker identification dataset. *arXiv preprint arXiv:1706.08612*, 2017. [5](#)
- [21] Niranjan D Narvekar and Lina J Karam. A no-reference image blur metric based on the cumulative probability of blur detection (cpbd). *IEEE Transactions on Image Processing*, 20(9):2678–2683, 2011. [6](#)
- [22] Adam Paszke, Sam Gross, Francisco Massa, Adam Lerer, James Bradbury, Gregory Chanan, Trevor Killeen, Zeming Lin, Natalia Gimelshein, Luca Antiga, et al. Pytorch: An imperative style, high-performance deep learning library. *Advances in neural information processing systems*, 32, 2019. [6](#)
- [23] Pascal Paysan, Reinhard Knothe, Brian Amberg, Sami Romdhani, and Thomas Vetter. A 3d face model for pose and illumination invariant face recognition. In *2009 sixth IEEE international conference on advanced video and signal based surveillance*, pages 296–301. Ieee, 2009. [3](#)
- [24] KR Prajwal, Rudrabha Mukhopadhyay, Vinay P Namboodiri, and CV Jawahar. A lip sync expert is all you need for speech to lip generation in the wild. In *Proceedings of the 28th ACM International Conference on Multimedia*, pages 484–492, 2020. [2](#), [3](#), [6](#), [7](#), [8](#)
- [25] Shuai Shen, Wanhua Li, Zheng Zhu, Yueqi Duan, Jie Zhou, and Jiwen Lu. Learning dynamic facial radiance fields for few-shot talking head synthesis. *arXiv preprint arXiv:2207.11770*, 2022. [2](#), [3](#)
- [26] Karen Simonyan and Andrew Zisserman. Very deep convolutional networks for large-scale image recognition. *arXiv preprint arXiv:1409.1556*, 2014. [5](#)
- [27] Linsen Song, Wayne Wu, Chen Qian, Ran He, and Chen Change Loy. Everybody’s talkin’: Let me talk as you want. *IEEE Transactions on Information Forensics and Security*, 17:585–598, 2022. [1](#), [3](#)

- [28] Yasheng Sun, Hang Zhou, Ziwei Liu, and Hideki Koike. Speech2talking-face: Inferring and driving a face with synchronized audio-visual representation. In *IJCAI*, volume 2, page 4, 2021. 2, 3
- [29] Supasorn Suwajanakorn, Steven M Seitz, and Ira Kemelmacher-Shlizerman. Synthesizing obama: learning lip sync from audio. *ACM Transactions on Graphics (TOG)*, 36(4):1–13, 2017. 1, 2
- [30] Justus Thies, Mohamed Elgharib, Ayush Tewari, Christian Theobalt, and Matthias Nießner. Neural voice puppetry: Audio-driven facial reenactment. In *European conference on computer vision*, pages 716–731. Springer, 2020. 1, 3
- [31] Kaisiyuan Wang, Qianyi Wu, Linsen Song, Zhuoqian Yang, Wayne Wu, Chen Qian, Ran He, Yu Qiao, and Chen Change Loy. Mead: A large-scale audio-visual dataset for emotional talking-face generation. In *European Conference on Computer Vision*, pages 700–717. Springer, 2020. 5
- [32] Ting-Chun Wang, Ming-Yu Liu, Jun-Yan Zhu, Andrew Tao, Jan Kautz, and Bryan Catanzaro. High-resolution image synthesis and semantic manipulation with conditional gans. In *Proceedings of the IEEE conference on computer vision and pattern recognition*, pages 8798–8807, 2018. 1, 5
- [33] Zhou Wang, Alan C Bovik, Hamid R Sheikh, and Eero P Simoncelli. Image quality assessment: from error visibility to structural similarity. *IEEE transactions on image processing*, 13(4):600–612, 2004. 6
- [34] Tianyi Xie, Liucheng Liao, Cheng Bi, Benlai Tang, Xiang Yin, Jianfei Yang, Mingjie Wang, Jiali Yao, Yang Zhang, and Zejun Ma. Towards realistic visual dubbing with heterogeneous sources. In *Proceedings of the 29th ACM International Conference on Multimedia*, pages 1739–1747, 2021. 1, 2
- [35] Wenqi Yang, Guanying Chen, Chaofeng Chen, Zhenfang Chen, and Kwan-Yee K. Wong. Ps-nerf: Neural inverse rendering for multi-view photometric stereo. In *European Conference on Computer Vision (ECCV)*, 2022. 4
- [36] Zipeng Ye, Mengfei Xia, Ran Yi, Juyong Zhang, Yu-Kun Lai, Xuwei Huang, Guoxin Zhang, and Yong-jin Liu. Audio-driven talking face video generation with dynamic convolution kernels. *IEEE Transactions on Multimedia*, 2022. 3
- [37] Ran Yi, Zipeng Ye, Juyong Zhang, Hujun Bao, and Yong-Jin Liu. Audio-driven talking face video generation with learning-based personalized head pose. *arXiv preprint arXiv:2002.10137*, 2020. 1
- [38] Changqian Yu, Jingbo Wang, Chao Peng, Changxin Gao, Gang Yu, and Nong Sang. Bisenet: Bilateral segmentation network for real-time semantic segmentation. In *Proceedings of the European conference on computer vision (ECCV)*, pages 325–341, 2018. 6
- [39] Jiahui Yu, Zhe Lin, Jimei Yang, Xiaohui Shen, Xin Lu, and Thomas S Huang. Free-form image inpainting with gated convolution. In *Proceedings of the IEEE/CVF international conference on computer vision*, pages 4471–4480, 2019. 1
- [40] Chenxu Zhang, Yifan Zhao, Yifei Huang, Ming Zeng, Saifeng Ni, Madhukar Budagavi, and Xiaohu Guo. Facial: Synthesizing dynamic talking face with implicit attribute learning. In *Proceedings of the IEEE/CVF international conference on computer vision*, pages 3867–3876, 2021. 1, 3, 5, 6, 7, 8
- [41] Zhimeng Zhang, Lincheng Li, Yu Ding, and Changjie Fan. Flow-guided one-shot talking face generation with a high-resolution audio-visual dataset. In *Proceedings of the IEEE/CVF Conference on Computer Vision and Pattern Recognition*, pages 3661–3670, 2021. 5
- [42] Hang Zhou, Yu Liu, Ziwei Liu, Ping Luo, and Xiaogang Wang. Talking face generation by adversarially disentangled audio-visual representation. In *Proceedings of the AAAI conference on artificial intelligence*, volume 33, pages 9299–9306, 2019. 2, 3
- [43] Hang Zhou, Yasheng Sun, Wayne Wu, Chen Change Loy, Xiaogang Wang, and Ziwei Liu. Pose-controllable talking face generation by implicitly modularized audio-visual representation. In *Proceedings of the IEEE/CVF conference on computer vision and pattern recognition*, pages 4176–4186, 2021. 2, 3, 6, 7, 8
- [44] Yang Zhou, Xintong Han, Eli Shechtman, Jose Echevarria, Evangelos Kalogerakis, and Dingzeyu Li. Makeltalk: speaker-aware talking-head animation. *ACM Transactions on Graphics (TOG)*, 39(6):1–15, 2020. 1, 2, 6, 7, 8
- [45] Zanwei Zhou, Zi Wang, Shunyu Yao, Yichao Yan, Chen Yang, Guangtao Zhai, Junchi Yan, and Xiaokang Yang. Dialoguenerf: Towards realistic avatar face-to-face conversation video generation. *arXiv preprint arXiv:2203.07931*, 2022. 3