

## Diverging electoral fortunes in Scotland and Wales: national identities, national interests, and voting behavior

J. Griffiths, R. Wyn Jones, E. G. Poole, J. M. Larner, A. Henderson & F. McMillan

To cite this article: J. Griffiths, R. Wyn Jones, E. G. Poole, J. M. Larner, A. Henderson & F. McMillan (2023): Diverging electoral fortunes in Scotland and Wales: national identities, national interests, and voting behavior, *Regional & Federal Studies*, DOI: [10.1080/13597566.2023.2227952](https://doi.org/10.1080/13597566.2023.2227952)

To link to this article: <https://doi.org/10.1080/13597566.2023.2227952>



© 2023 The Author(s). Published by Informa UK Limited, trading as Taylor & Francis Group



[View supplementary material](#)



Published online: 06 Jul 2023.



[Submit your article to this journal](#)



Article views: 401



[View related articles](#)



[View Crossmark data](#)

# Diverging electoral fortunes in Scotland and Wales: national identities, national interests, and voting behavior

J. Griffiths <sup>a</sup>, R. Wyn Jones <sup>a</sup>, E. G. Poole <sup>a</sup>, J. M. Lerner<sup>a</sup>,  
A. Henderson <sup>b</sup> and F. McMillan <sup>c</sup>

<sup>a</sup>Cardiff University, Cardiff, UK; <sup>b</sup>University of Edinburgh, Edinburgh, UK; <sup>c</sup>University of Glasgow, Glasgow, UK

## ABSTRACT

Despite an extraordinary degree of political turbulence in the UK, the 2021 Scottish and Welsh election results were remarkably similar to those recorded at the previous elections in 2016. While this period spanned the 2016 EU referendum, Britain's exit from the EU, and the coronavirus pandemic, these upheavals appear to have had little impact on devolved election results. From a comparative perspective, however, such continuity only underlines the extent to which these nations' political trajectories have diverged since the establishment of devolution in 1999. Using individual-level survey data from twelve election studies over two decades, we show how changing patterns in the relationship between national identity and party support have driven these differing trajectories. In doing so, we provide the first comparative analysis of voting over time in both countries. Additionally, we show how national identity helps to sustain single-party dominance in Scotland and Wales.


**ARTICLE HISTORY** Received 3 December 2022; Accepted 4 June 2023

**KEYWORDS** Devolution; national identity; territorial politics; regional elections; regional parliaments; multilevel governance

## Introduction

The story of the sixth devolved elections in Scotland and Wales was one of continuity. In Scotland, the Scottish National Party (SNP) was returned as the largest party for the fourth consecutive election since 2007, with vote and seat shares nearly identical to those gained at the previous election in

**CONTACT** J. Griffiths  griffithsj43@cardiff.ac.uk  School of Law and Politics, Cardiff University, Museum Avenue, Cardiff, CF10 3AX, UK

 Supplemental data for this article can be accessed online at <https://doi.org/10.1080/13597566.2023.2227952>.

© 2023 The Author(s). Published by Informa UK Limited, trading as Taylor & Francis Group  
This is an Open Access article distributed under the terms of the Creative Commons Attribution License (<http://creativecommons.org/licenses/by/4.0/>), which permits unrestricted use, distribution, and reproduction in any medium, provided the original work is properly cited. The terms on which this article has been published allow the posting of the Accepted Manuscript in a repository by the author(s) or with their consent.

2016 (Johns 2021). In Wales, Labour added to their unbroken record of success at devolved elections, having been returned as the largest party at every election since the establishment of the country's devolved legislature in 1999 (Larner et al. 2022). Yet while there may have been striking continuity between the 2016 and 2021, viewed from a longer-term perspective, voting behavior in Scotland and Wales has evolved substantially in the near quarter-century since voters were first asked to choose representatives for the Scottish Parliament and then National Assembly for Wales – since 2020, the Senedd or Welsh Parliament.

In 1999, the Labour party – at that point the dominant party in both Scotland and Wales, and still basking in the glow of Tony Blair's sweeping victory at the 1997 UK general election – emerged victorious after facing strong challenges from two (sister) nationalist parties, the Scottish National Party and Plaid Cymru (with the latter, in fact, outperforming the former on the regional list element of the respective countries' voting system).<sup>1</sup> From this very similar starting point, electoral fates have since diverged considerably. By the third set of devolved elections in 2007, Labour in Scotland was being out-pollled by the SNP. In 2011 that party consolidated its position by winning a majority of seats, and has since emerged victorious from every local, Scottish, UK and European election contested in Scotland, due in part to a realignment precipitated by the 2014 independence referendum (Henderson et al. 2022, 107).

By contrast, while the SNP was supplanting Labour as Scotland's dominant party-political force – cannibalizing much of their competitor's voter base along the way – the Plaid Cymru tide was receding. After what was termed the 'quiet earthquake' of 1999, Labour regrouped and succeeded in reinforcing its long-standing hegemony over Welsh politics (Trystan, Scully, and Wyn Jones 2003).<sup>2</sup> All this despite consistent support among the electorate for further devolution of powers to Wales and, more latterly, even increased interest in and support for independence (Griffiths 2021) – that is, for the apparent *raison d'être* of Plaid Cymru.

To explain these diverging trajectories, we conduct the first comparative, over-time analysis of voting in both territories. After examining the latest Scottish and Welsh election results and changes since 1999 utilizing data from the Scottish Social Attitudes survey, Scottish Election Study and Welsh Election Study data (SSA, SES and WES respectively), we theorize the electoral divergence between them with reference to the role of national identity in shaping political dispositions and vote choice. We focus on the role of national identities in shaping electoral outcomes because such influences have long been recognized as important in the vote choice literature, especially in those states in which competition is organized (at least in part) by a centre-periphery axis (see Schildkraut 2014; Henderson et al. 2021; Henderson and Wyn Jones, 2021). While the degree to which national

identity shapes vote choice has been contested (Curtice 2009; 2011; Johns et al. 2009; Scully and Wyn Jones 2012 – though cf. Wyn Jones 2022), there is evidence of strong associations between national identities and vote choice in recent elections and referendums held in Scotland and Wales (Henderson et al. 2021; Larner et al. 2022).

We present two key arguments in this paper. First, we demonstrate that the diverging electoral performances of Labour and the nationalist parties in Scotland and Wales – often remarked upon in popular commentary – is integrally connected with the role played by national identity in the two territories. In Scotland, vote choice has become far more polarized on national identity grounds than was the case in 1999, with those who emphasize a sense of Scottish identity now overwhelmingly likely to support the SNP. The position is rather different in Wales. While national identity discriminates very clearly between those who vote Conservative or Plaid Cymru, unlike its Scottish counterpart, Welsh Labour continues to attract support from across the identity spectrum.

Second, and relatedly, we demonstrate that the diverging relationship between national identity and vote choice in both territories associates with popular perceptions of whether the major parties can defend Scottish/Welsh interests. Evidence from the respective election studies show that Scottish Labour have struggled on this measure, especially in the wake of the 2014 Scottish independence referendum, whereas Welsh Labour are still able to convincingly portray themselves as a party that stands up for Wales. Taken together, our findings further clarify the role and importance of national identity in influencing vote choice in historic substate nations in Europe such as Scotland and Wales, comparing data and honing explanatory theory over space and time.

## **The 2021 Scottish and Welsh elections**

Ostensibly at least, very little changed as a result of the 2021 devolved elections. The SNP and Welsh Labour continued in government, and few individual seats changed hands. This lack of change is perhaps surprising given the tumultuous period between the two elections, which spanned the divisive 2016 EU referendum, Britain's resulting exit from the EU, the coronavirus pandemic, and a host of additional nation- and issue-specific challenges.<sup>3</sup>

It might have been reasonable to assume that heightened public attention to devolved government actions during the pandemic, for example, might have prompted polarized views of their performance, and that such preferences (on an issue largely irrelevant to national identity) might in turn influence vote choice in 2021. This was not to be the case. As others have discussed, the results in Scotland (Johns 2021; McMillan and Henderson 2021) and in Wales (Awan-Scully 2021; Larner et al. 2022) showed little change in

**Table 1.** Vote and seat shares in Scotland in 2021.

Party	Constituency vote share	List vote share	Seats
Labour	21.6 (−1.0)	17.9 (−1.2)	22 (−2)
Conservative	21.9 (−0.1)	23.5 (+0.6)	31 (no change)
SNP	47.7 (+1.2)	40.4 (−1.3)	64 (+1)
Scottish Greens	1.3 (+0.7)	8.1 (+1.5)	8 (+2)
Liberal Democrats	6.9 (−1.0)	5.1 (−0.1)	4 (−1)
Alba	.	1.7 (+1.7)	0

Note. Change since 2016 in parentheses.

support for the governing parties as well as for opposition parties. In Scotland, because ‘no party vote share changed by as much as two percentage points’ (Johns 2021, 493), the SNP continued to dominate both the constituency and regional ballots (see Table 1), winning 62 of the 73 constituency seats<sup>4</sup> and increasing their seat share by one to return 64 representatives (one short of an overall majority). Continuity was evident across the board, as the Scottish Conservatives returned as the largest opposition party (31 seats), followed by Scottish Labour (22 seats).

The story was similar in Wales. (see Table 2). Like the SNP, Welsh Labour also gained one seat, winning half of the 60 seats available in the Senedd. While the Welsh Conservatives had their most successful devolved election ever with a gain of five seats (to 16), this was based on a vote share that represented only a marginal improvement on their 2011 performance (Larner et al. 2022). These seat gains were a consequence of the total collapse of the UK Independence Party (UKIP) – a party that had performed strongly in the 2016 election held only a few weeks before the Brexit referendum. Plaid Cymru saw a net gain of one seat (to 13), but failed to increase their share of the vote.

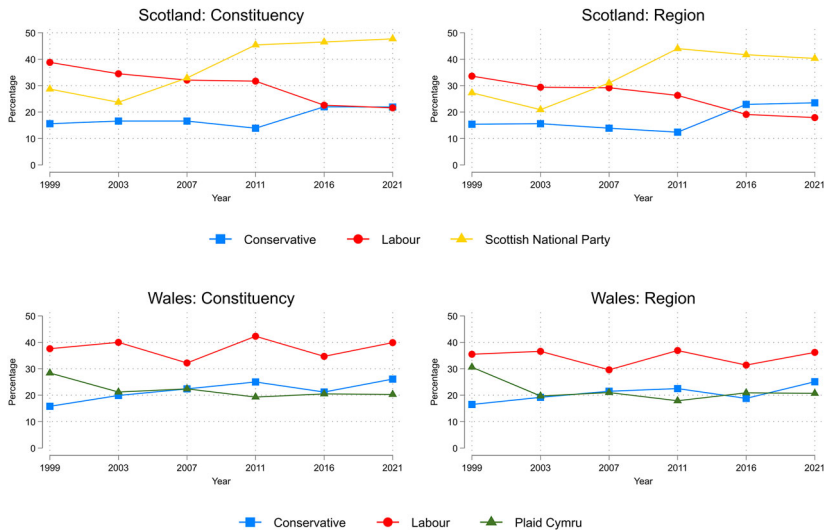
## How has electoral behavior changed in Scotland and Wales since 1999?

From a longer-term perspective, however, there has clearly been significant change since 1999. Figure 1 plots the vote shares of the three largest parties in Scotland and Wales (Labour, Conservative, nationalist) on the constituency and regional list ballots between the first and the most recent devolved elections. Focusing first on the diverging fortunes of Labour

**Table 2.** Vote and seat shares in Wales in 2021.

Party	Constituency vote share	List vote share	Seats
Labour	39.9 (+5.2)	36.2 (+4.7)	30 (+1)
Conservative	26.1 (+5.0)	25.1 (+6.3)	16 (+5)
Plaid Cymru	20.3 (−0.2)	20.7 (−0.1)	13 (+1)
Liberal Democrats	4.9 (−2.8)	4.3 (−2.2)	1 (−)
UKIP	0.8 (−11.7)	1.6 (−11.4)	0 (−7)

Note. Change since 2016 in parentheses.



**Figure 1.** Vote in devolved elections in Scotland and Wales (1999-2021)

party, the party's Welsh branch has continued to dominate in Wales even as election-specific fluctuations have determined whether it governs alone or as the largest party in a formal coalition or some alternative arrangement. By contrast, between 1999 and 2021 Scottish Labour's vote share in both ballots declined at every election, at first gradually but then – in the wake of the 2014 Scottish independence referendum – far more precipitously (see Henderson et al. 2022, 124).

Relatedly, the nationalist parties in Scotland and Wales have also enjoyed very different electoral fortunes, despite (as noted) achieving a very similar vote share at the first devolved elections in 1999. After a weaker showing in 2003, the SNP increased their vote share in 2007 (after which they formed a minority government) and 2011 (where they won a majority). The party drew further ahead in 2016 and 2021, continuing to serve in government as a result. Plaid Cymru, however, have been unable to match the high watermark of 1999 and have instead consistently attracted around 20 percent of the vote in both the constituency and regional ballots at each election since 2003.

As for the Scottish and Welsh Conservatives, while they are currently the second largest parties in both legislatures, they have arrived at this situation via rather different routes. In Wales, the Conservatives have increased their constituency and regional vote share election-on-election, with the sole exception of 2016 where the intervention of UKIP served to undercut their support (Scully and Larner 2017). This contrasts with the performance of the Scottish Conservatives which remained largely unchanged across the

first four devolved elections, before leapfrogging Labour into second place in 2016 election (that is, in the aftermath of the independence referendum) – a position they then retained in 2021.

## How does existing scholarship explain electoral behavior in Scotland and Wales?

Despite the relative infancy of Wales' devolved institutions, a growing scholarship is cataloging and exploring patterns of voting at each devolved election in Scotland and Wales.<sup>5</sup> This work has been facilitated by election studies that provide individual-level survey data to help scholars explain outcomes at these elections. Despite this apparent depth, however, theories of voting behavior that seek to explain patterns of support over multiple election cycles are much less developed. Seeking to close this theoretical gap, scholars have repurposed theories such as 'second-order elections' from other multi-level electoral contexts or have proposed innovative new explanations from close analyses of time-series data in each of the case countries

'Second-order elections' (SOE) – a theory that was first proposed to explain voting behaviour in European parliamentary elections – surmises that certain electoral contests should be perceived by voters as less-important ballots than first-order, state-wide elections. Such second-order contests should be associated with lower turnout, higher levels of protest voting, and outcomes which are largely decided by the relative electoral fortunes of parties in the first-order arena of political competition (Oppenheim, van der Eijk, and Frankline 1996; Reif and Schmitt 1980; Rohrschneider and Clark 2007; Schmitt and Teperoglou 2017).

Yet although SOE is a useful model of vote choice in the European parliamentary context for which it was first developed, applying this theory to sub-state electoral contexts is not straightforward. Put simply, not all 'regions' are created equal. Not only is it likely that the explanatory power of second-order explanations weakens as the level of sub-state autonomy increases (Jeffery and Hough 2009), but there is now widespread international evidence that electoral outcomes do not adhere to the model's foundational assumption that voters in such contests should vote to punish the governing parties at the state-wide level (Schakel and Jeffery 2013). In Scotland, the relative performances of Scottish Labour and the SNP since the Conservatives took office at the UK level would not be predicted by the SOE model, and there is increasing evidence that voters can engage in separate territorial decision-making calculi in Scottish and Welsh elections (Curtice 2009; 2011; Henderson et al. 2022; Scully 2013; Trystan, Scully, and Wyn Jones 2003; Wyn Jones and Scully 2006). There is even evidence that a sizeable proportion of the Scottish electorate now view devolved elections as 'first-order' and UK parliamentary elections as the 'second-order' contest (Henderson et al. 2022).

Alternative explanations to ‘second-order elections’ focus on socio-political cleavages to explain vote choice in Scotland and Wales. The earliest of these approaches were greatly influenced by the theories that identified social class as the dominant driver of political behavior in Britain (for a summary, see Lerner 2019). Borrowing heavily from the ‘Michigan model’ developed in the 1950s and 1960s, early ‘organic’ explanations of vote choice in Scotland and Wales focused in particular on the relative numbers of working- and middle-class voters in Scotland and Wales compared with the rest of Britain (Blondel 1963; Butler and Stokes 1969). Yet class-based approaches struggle not only to explain support for the SNP and Plaid Cymru, parties that fit uneasily into the two-party structure of class-based politics, but also cannot explain decades of one-party electoral dominance by Labour in Wales.

Later work recognized this issue and incorporated political identities other than social class into voting behavior models, with some explanatory success. Scottish vote choice models began to incorporate religious and territorial identities (Agnew 1984; Bennie, Brand, and Mitchell 1997; Bochel and Denver 1970).<sup>6</sup> And in Wales, Balsom, Madgwick, and Van Mechelen (1983)’s *Three Wales Model* – a harbinger of socio-political models in the twenty-first century – theorized that support for Plaid Cymru and the Labour party’s dominance could only be understood in reference to voters’ sense of British and Welsh identity and strength of their ‘cultural attachment’ (Wyn Jones 2022).

After the first sets of Scottish and Welsh devolved elections, these emerging identity-based explanations were challenged by an apparent consensus that perceived government performance was the central factor influencing vote choice, an approach known as the ‘valence model’ (Clarke et al. 2004 – see for example Curtice 2009; 2011; Johns et al. 2009; Scully and Wyn Jones 2012). This model had explanatory power in statistical modeling and appeared to align with efforts by political parties to demonstrate ‘competence’ in office. Indeed, governing competence was emphasized in the 2007 elections by the SNP and Plaid Cymru as a means to avoid alienating voters who might not have otherwise aligned on the constitutional question (Bradbury and Andrews 2010; Johns et al. 2009). Yet recent studies note the potential limitations of this approach.<sup>7</sup> In particular, competence evaluations appear to be not independent of a voter’s partisan and national identities (Henderson and McMillan 2022; León and Orriols 2019; Tilley and Hobolt 2011). Rather, voters’ understandings of governing competence appear to strongly correlate with their pre-existing political party preferences and stated national identities. Such alignment has been found in voter evaluations of how governments handled the coronavirus pandemic in England, Scotland, and Wales (Griffiths and Lerner 2021).

These developments in the literature have been aided by growing cross-fertilization in the comparative literature that is returning to socio-political



and identity cleavages as a critically important motivator of vote choice. Particularly in 'historic nations' of Europe that are today constituent parts of other nation states, scholars have focused on the role of 'statewide' and 'sub-state' national identities in shaping vote choice; identities which may interweave and overlap. National identities should have a particularly powerful role in influencing vote choice because of their connection with voters' memberships of groups in societies. At a basic level, individuals belong to many different social groups and may claim (or be assigned) membership of some of these groups (Chandra 2012), and group membership tends to foster a sense of similarity and therefore attachment (Hechter 1975). In turn, such attachments may encourage individuals to favor policies and political actors that aim to protect their own group's identities and goals. The nation is often one of the most important of such groups, and is one that individuals in Scotland and Wales regularly cite as being among the most important to their sense of self (McCrone and Bechhofer 2015). Thus, if national identities matter to voters and are salient to both their self-conception and the way they navigate their political worlds, then it follows that they may take such identities into account when voting.

Evidence for group- and identity-based understandings of vote choice have been found in the many election-specific studies of Scottish and Welsh elections. In Scotland, for example, even before the first devolved elections, scholars have found a link between voting for the SNP and Labour and a sense of Scottish identity on the one hand, and Conservative voting and British identity on the other (e.g. Brand et al. 1993). In Wales, analyses of the 2021 Senedd election have also re-emphasized the importance of national identity as a key influence of vote choice (Larner et al. 2022). At that election, Conservative support was strongest among those who prioritized their British identity and weakest among those who prioritized their Welsh identity; the opposite was true for supporters of Plaid Cymru. In contrast, not only was Labour strongest among those who felt both strongly British and Welsh (a group located close to the median national identity among the Welsh electorate), but the party was also able to attract support from across the national identity spectrum.

National identities may also have an indirect association with vote choice, perhaps because they are chronologically earlier in a 'causal chain' and therefore less apparent in model fit in statistical models of voting behavior. In Scotland, for example, national identity can influence vote choice indirectly via its relationship with constitutional preferences: A majority of Scottish identifiers support independence and a majority of British identifiers prefer remaining in the Union (Bond 2015). Therefore, although a voter's preferences on the constitutional question predominate in vote choice – the constitutional divide in Scotland is now widely acknowledged to be the primary political cleavage in Scottish politics (e.g. Henderson and Mitchell 2018; Johns 2021; Liñeira and

Cetrà 2015; McMillan and Henderson 2021) – such preferences are in no way independent from their underlying national identities. Even in Wales, where the constitutional question is less bifurcated, the presence of an indirect effect of national identity on vote choice via constitutional preference can be identified (Wyn Jones and Larnar 2021).

## Using national identity to explain divergence

Even if it is reasonable to conclude from this discussion that national identity plays an important role in shaping vote choice in Scotland and Wales, the question remains: how might knowing this help explain the considerable divergence in fortunes we have noted in the period since 1999? To answer this question, we analyze the relationship between national identity and vote choice in all six devolved elections. Using surveys from the SSA, SES, and WES, we introduce separate multinomial logistic regression models for each Scottish and Welsh parliamentary election. We run a separate model for each devolved election in both countries, as the data is cross-sectional and does not include the same respondents. We select vote choice in the constituency ballot in both countries as our dependent variable, recoded to indicate whether a respondent voted for the Scottish/Welsh Conservatives, Scottish/Welsh Labour, the Scottish National Party or Plaid Cymru, or an ‘other’ party. Due to the small number of respondents in the ‘other’ category, we do not present this group in our analysis. We also exclude non-voters due to vastly different levels of non-voting between early and recent editions of both the WES and SES, a pattern which is likely due to the different methods of recruiting participants (random probability versus online).<sup>8</sup>

For our measure of national identity,<sup>9</sup> we use the Linz-Moreno measure, which captures whether someone feels Scottish/Welsh and not British (1), more Scottish/Welsh than British (2), equally Scottish/Welsh and British (3), more British than Scottish/Welsh (4), or British and not Scottish/Welsh (5). It is true to say that scholars now increasingly recognize the limitations of this measure; in particular that the scale is of limited use in measuring trade-offs such as the relative intensities of an individual’s dual identities (see Griffiths 2023; Guinjoan and Rodon 2015). In recent work these limitations have been compensated for by using other measures including relative territorial identity (RTI) (Henderson et al. 2021).<sup>10</sup> The data required to create RTI scales are, however, not available in the Scottish and Welsh datasets before 2016. This leaves the Linz-Moreno scale – deployed in both territories across the entire time series – as the only viable measure with which to operationalize national identity in this study.

As an initial point of orientation, Table 3 presents the percentage of respondents in Scotland and Wales that select each category in the Linz-Moreno question, excluding non-responses, over the whole period covered

**Table 3.** National identity in Scotland and Wales (1999–2021).

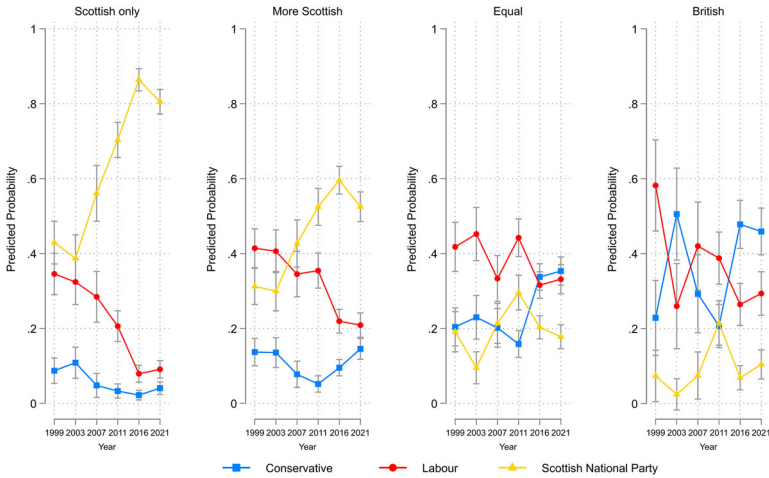
	Scotland					<i>N</i>
	Scottish not British	More Scottish than British	Equally Scottish and British	More British than Scottish	British not Scottish	
1999	34	37	23	3	4	1423
2003	33	35	23	4	4	1441
2007	28	32	29	5	6	1425
2011	29	30	28	4	9	1901
2016	25	33	31	6	5	3753
2021	30	31	28	6	5	3066

	Wales					<i>N</i>
	Welsh not British	More Welsh than British	Equally Welsh and British	More British than Welsh	British not Welsh	
1999	18	21	38	8	15	1170
2003	23	28	30	9	10	930
2007	25	21	34	10	10	839
2011	18	20	33	8	21	1825
2016	17	19	29	11	24	3009
2021	19	22	25	14	21	3724

by our analysis. As can be seen, in Scotland, aggregate levels of national identities appear very stable between 1999 and 2021, with most individuals prioritizing their Scottish identity and only small numbers prioritizing a British identity (although the proportion reporting an ‘equal’ identity has risen slightly since 1999). Not only are the various national identity groups more evenly sized in Wales, but there has been more change since 1999. Notwithstanding an increase between 2003 and 2007, the proportion prioritizing their Welsh identity is rather similar in 1999, 2011 and 2021. The change is in the proportion claiming an ‘equal’ identity, which has shrunk considerably since 1999, while the proportion prioritizing their British identity has nearly doubled since 2003.

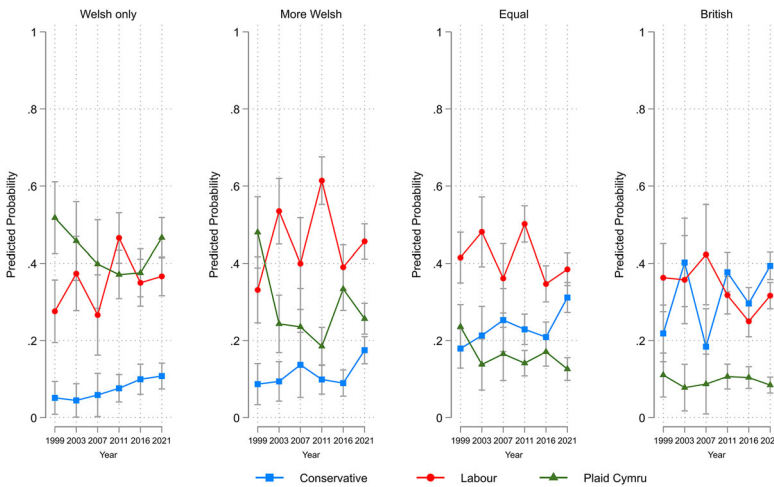
In our analysis we combine the ‘More British than Scottish/Welsh’ and ‘British not Scottish/Welsh’ into one category due to low sample sizes – sample size limitations are a general issue as we analyze the first three elections, especially in Wales.<sup>11</sup> Alongside Linz-Moreno measures of relative identities we include important sociodemographic control variables, namely *age* (interval variable, normalized between 0 and 1), *education* (university degree or not)<sup>12</sup>, *gender* (male/female), and *social grade*<sup>13</sup> (binary, non-manual [ABC1] and manual [C2DE] occupations). These variables are recoded to ensure each model draws comparable data from across the different surveys. All data is weighted using post-stratification weights to improve the representativeness of our sample relative to the general population, and respondents with missing data are excluded. The results of this modeling are presented in [Figure 2](#) for Scotland and [Figure 3](#) for Wales, where we report the predicted probability of voting for a party by voters identifying with each national identity category. We include the full models in the supplementary appendix.



**Figure 2.** Predicted probability of voting for a party in 1999–2021 in Scotland, using a multinomial logistic regression model.

Source: Scottish Social Attitudes Survey 1999 (N: 899), 2003 (N: 757), 2007 (N: 719). Scottish Election Study 2011 (N: 1311), 2016 (N: 2252), 2021 (N: 2110).

These results serve to highlight the extent of divergence between Scottish and Welsh elections over time, with the association between national identity and probability of voting for Labour in Scotland and Wales being perhaps the most obvious starting point for consideration of this divergence.



**Figure 3.** Predicted probability of voting for a party in 1999–2021 in Wales, using a multinomial logistic regression model.

Source: Welsh Election Study 1999 (N: 557), 2003 (N: 400), 2007 (N: 306), 2011 (N: 1241), 2016 (N: 1613), 2021 (N: 2315).

In the first devolved elections, those who prioritized their Scottish identity were only *slightly* more likely to vote for the SNP than Scottish Labour, with Plaid Cymru enjoying a substantially stronger lead over Labour among ‘Welsh only’ identifiers. Nonetheless, even if national identity did differentiate voters, in 1999 both Scottish and Welsh Labour were able to attract substantial support across national identity spectrum in their respective countries. Subsequently, however, we see a change in Labour’s fortunes in Scotland, with the party losing support not only among those who feel Scottish only but – especially between 2011 and 2016 – among those who identify as more Scottish than British or equally Scottish British. Not only that, but respondents who prioritize a British identity were also far less likely to vote Labour in 2021 than has been the case 1999 as these voters shifted towards the Scottish Conservatives (Convery 2020; Kenny and Sheldon 2021). In Wales, meanwhile, even if (since 2007) British identifiers have been more likely to support the Welsh Conservatives than Welsh Labour (if by a narrow margin), the latter party has continued to perform relatively strongly among Welsh-only identifiers while enjoying a completely dominant position among those who feel more Welsh than British and equally Welsh and British. In broad brush terms, therefore, the divergence in electoral outcomes since 1999 can be said to be the result of a fundamental change in the relationship between national identity and vote choice in Scotland in contrast to long-term continuity in the case of Wales.

### **Why has the relationship between national identity and vote choice changed in Scotland but not in Wales?**

But if we now have a better sense of *what* has changed, we are left with the question of *why* this has been the case? Our argument is that it reflects changing perceptions among those who identify as Scottish of the ability of Scottish Labour to defend Scottish interests. Comparisons between Labour and their Conservative and nationalist rivals, as well as between Wales and Scotland are instructive in this regard.

While it would be a mistake to conflate the history of the Scottish and Welsh Conservatives, nonetheless, until very recently at least, Conservative weakness has been a recurring theme in the discussions of voting in both countries (e.g. Mitchell 2015; Wyn Jones, Scully, and Trystan 2002).<sup>14</sup> A sense that parts of both electorates have tended to regard the Conservatives as an ‘English party’ that is either unable or unwilling to defend Scottish or Welsh interests has been pervasive (Bennie, Brand, and Mitchell 1997; Brown et al. 1999; Butler 1985; Seawright and Curtice 1995; Wyn Jones, Scully, and Trystan 2002) – and has indeed regularly troubled the party itself (Convery 2016; Mitchell 1990). More recently, the focus of the literature has shifted to the ways in which the Scottish Conservatives have sought to

capitalize on the aftermath of the post-independence referendum polarization of Scottish politics by portraying themselves as ‘the party of the union’ (see Convery 2020; Whigham 2019) – a development that has its echoes in Wales (Larner et al. 2022). The nationalist parties, of course, adopt the converse position, presenting themselves as the explicit and self-conscious champions of the territorial national interest against the state. But what of Labour?

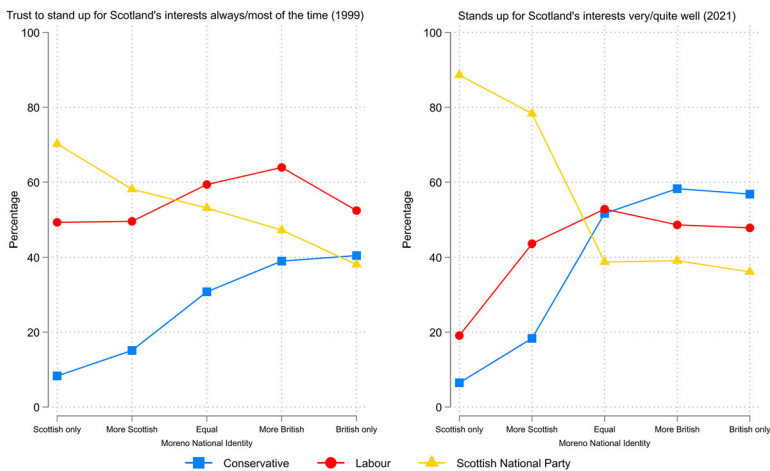
At both a UK and devolved level, many Labour supporters and politicians have (at times, at least) struggled to engage with the concept of ‘nation’, preferring instead to frame arguments in terms of social class (see Brown Swan 2022; Moon 2016) and/or simply assume a Britain-wide territorial framing that apparently requires no further explication. Indeed, what was then widely regarded as the party’s underperformance in the first devolved elections in 1999 was widely attributed to its reluctance to engage with Scottishness and Welshness (see Denver and MacAllister, 1999; Trystan, Scully, and Wyn Jones 2003). Paterson et al. (2001), for example, argued that ‘the principal reason for Labour’s ‘under-performance’ in the first Scottish election was that it was not thought sufficiently capable of standing up for Scotland’s interests within the Union’ (2001, 41). Similarly, the lack of clear differentiation between Labour in Wales and Labour in London at that election meant that the field was left clear for Plaid Cymru to portray itself as ‘more ‘Welsh’ and left-wing than New Labour’ (Wyn Jones and Scully 2003, 129).

The Scottish and Welsh Labour responses to the result of that inaugural election were, however, very different. Both academic and popular commentary has stressed the way that Welsh Labour responded to initial shock of the 1999 result by making a conscious attempt to appeal to the Welshness that many voters in Wales identified with (Trystan, Scully, and Wyn Jones 2003; Wyn Jones and Scully 2003). This has continued to the present day with the party emphasizing what it claims to be a natural affinity between identifying as Welsh and voting Labour (Williams 2018) and portraying itself as defending the Welsh interest against London. Welsh Labour has cooperated on a regular basis with Plaid Cymru through a series of more or less formal arrangements while avoiding any and all entanglements with the Welsh Conservatives.

The contrast with Scottish Labour could hardly be starker. Despite broad ideological similarities between it and the SNP, differences between them on the preferred constitutional future of Scotland have been regarded as decisive (Curtice 2011; Johns et al. 2009; Johns, Mitchell, and Carman 2013). During the campaign that preceded the 2014 Scottish independence referendum, Labour cooperated closely with the Conservatives as part of the ‘Better Together’ campaign, tying the two parties together under the banner of support for the union and, by extension, British identity (Fieldhouse and Prosser 2018). Labour’s subsequent difficulties after the referendum have

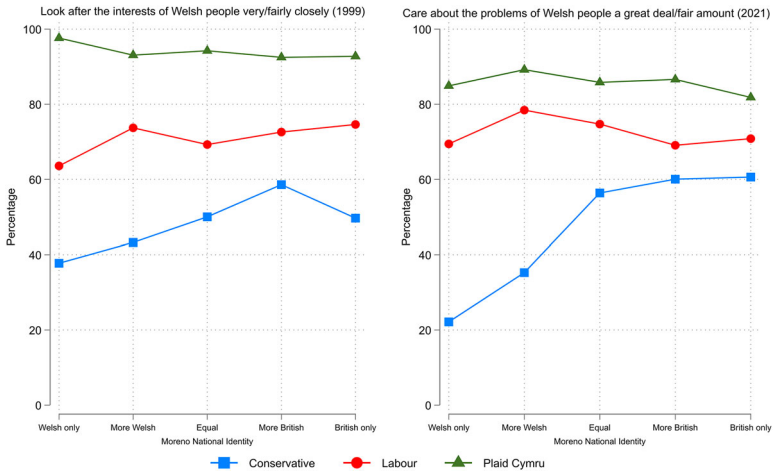
been compounded by the party's inability to establish a distinctive position for itself on the future of Scotland as well as tensions between the Scottish and British party organizations (Bennett et al. 2021).<sup>15</sup>

We can explore voter perceptions of all of this by examining the association between national identity and perceptions of which parties defend Scottish or Welsh interests in 1999 and 2021. In doing so, it is important to note that although both the 1999 and 2021 election surveys include relevant questions, they are unfortunately not identical either territorially or temporally. In Scotland, the 1999 survey asked respondents whether they trust a party to stand up for Scottish interests *just about always, most of the time, only some of the time, or not at all*. The 2021 survey asked whether they think a party stands up for Scotland's interests *very well, quite well, not very well, and not at all*. For Wales, the 1999 questionnaire asked whether a party looks after the interests of Welsh people *very closely, fairly closely, not very closely, or not at all closely*. In 2021, the WES asked whether a party cares about the problems of Welsh people *a great deal, a fair amount, not very much, or not at all*. Given this variation and for ease of interpretation, we recode each four-category variable into a binary variable (combining the first two positive responses into one category and the latter two negative responses into another), and exclude non-respondents. Figures 4 and 5 present the percentage of respondents who have a positive perception of a given party's ability to defend Scottish/Welsh interests in each national identity category, for Scotland and Wales respectively.



**Figure 4.** Perceptions of parties' ability to defend Scottish interests in Scotland in 1999 and 2021.

Scottish Election Study (1999, N: 1355–1386), (2021, N: 2783–2935).



**Figure 5.** Perceptions of parties' ability to defend Welsh interests in Wales in 1999 and 2021.

Source: Welsh Election Study (1999, N: 1018–1045), (2021, N: 2395–2488).

As far as the Conservative and nationalist parties are concerned, perceptions of which party best defends Scottish or Welsh interests are rather similar in both countries and very much in line with expectations. In 1999, those who prioritized their Scottish identity were unlikely to think that the Conservatives stand up for Scottish interests 'always' or 'most of the time'. Likewise, even in the context of a rather generalized distrust of the Conservatives' willingness to care about the interests of Welsh people in general, those respondents in Wales who prioritized their Welsh identity were most negative in their perceptions. By contrast, those who prioritized their sub-state identities were highly likely to regard the SNP and Plaid Cymru as defending Scottish or Welsh interests respectively.

The same patterns recur in 2021. Respondents who prioritize their Scottish identity are highly unlikely to think the Conservatives stand up 'well' for Scottish interests but, conversely, are overwhelmingly likely to believe the at the SNP does so. Similarly, those who prioritize their Welsh identity are very unlikely to think the Conservatives care about the problems of Welsh people in general while very likely to think this is true for Plaid Cymru.

As for Labour, while in 1999 voters who prioritized their Scottish or Welsh identities tended to believe that Labour defended Scottish or Welsh interests, by 2021 this was no longer the case in Scotland – a development that very much coincides with the collapse in Labour's vote share among this group of voters. In Wales, though, even among those voters who emphasize their Welsh identity we continue to find a very high proportion who regard Labour as being willing to defend Welsh interests. The Welsh Labour strategy



of denying Plaid Cymru the opportunity to present itself as the only champion of the Welsh interest has been and remains remarkably successful.

These data also reveal further significant differences among those who prioritize their *British* identity in Scotland and Wales. Strikingly, in Wales, we find that in both 1999 and 2021 alike, Plaid Cymru is perceived to be the party best able to defend Welsh interests right across the national identity spectrum – including among those who feel most British. In Scotland, however, by 2021 this is emphatically not the case either among those who feel equally Scottish and British or those who prioritize their British identity. Exploring why this is the case – and indeed, why this state of affairs has not translated into greater success for Plaid Cymru at devolved elections – takes us beyond the scope of the current paper. It does, nonetheless, illustrate some of the potentially significant questions brought into focus by this first, over-time comparative view of devolved elections in Scotland and Wales.

## Conclusion

To compare the results of the 2021 devolved elections in both Scotland and Wales with those of their predecessor elections in 2016 is to be struck by a distinct absence of change. In Scotland, while the governing SNP saw a marginal strengthening of its already dominant position, the vote shares of all the main political parties were remarkably close to those reported five years previously. The collapse of UKIP meant that there was a little more change in Wales, with the Welsh Conservatives the main beneficiaries. But, again, the impact on the overall balance of the Senedd was marginal, with the governing Welsh Labour party not only sailing serenely on, but – like the SNP – even managing to further cement its previous dominance.

But as we have sought to demonstrate in this paper, if we compare the 2021 results against those of the first devolved elections in 1999 then we are left with a very different analytical perspective that focuses, not on continuity, but rather on divergence. The results in the inaugural elections for the Scottish Parliament and then National Assembly of Wales were remarkably similar. In both countries, a dominant Labour party successfully managed to fend off challenges from insurgent nationalist parties. Since then, however, electoral politics in both countries have moved in very different direction. 1999 proved a false dawn for Plaid Cymru as Welsh Labour moved successfully to rebuild and reinforce its dominant position. In Scotland, in contrast, by the second decade of devolution the Labour party had been supplanted by the SNP as the country's strongest political force.

We have sought to throw new light on this process by viewing developments over time in both territories through a comparative lens focused on national identity – long identified as a key determinant of vote choice in the relevant literatures. We have shown that, while national identity remains a

driving force of voting behavior, its relationship to different parties (or rather, to a particular party) has shifted dramatically. In Scotland, in 2021 support for Scottish Labour had collapsed among those who prioritize their Scottish identity, with the SNP being the primary beneficiaries. Support for Scottish Labour has also fallen (albeit to a lesser extent) among those who prioritize their British. By the time of the 2021 election this had left the party caught in what might be termed an electoral 'no-man's land'.

Comparison with Welsh Labour only serves to underline the extent of Scottish Labour's challenge in the third decade of devolution (and the altered conditions that might underpin a turnaround in the party's fortunes). For in Wales, while national identity continues to differentiate very clearly between Plaid Cymru and Welsh and Conservative supporters, with Welsh identifying voters tending to support the former and British-identifiers the latter. But, as was the case in 1999, Welsh Labour continues to enjoy significant support across all national identity groups. Many of those exclusively or predominantly Welsh identifying voters who may have flirted with Plaid Cymru have been brought back into the Labour fold. Meanwhile, even if the Conservatives have outpolled Labour among British identifiers in four of the six devolved elections held in Wales, nonetheless Labour is broadly competitive even here (emphatically so, compared with Plaid Cymru).

We have theorized that these divergent patterns of vote choice in Scotland and Wales reflect voter perceptions of the ability of different political parties to defend Scottish or Welsh interests. As far as Labour is concerned, in 1999 both Scottish and Welsh Labour were able to convince those who prioritize their Scottish/Welsh identities that they could defend Scottish/Welsh interests. While this continued to be case for Welsh Labour, at the 2021 Scottish parliamentary elections this was not the case for Scottish Labour.

Compared to Scottish Labour at least, perceptions of the Conservatives and the two nationalist parties have been consistent over time in both Scotland and Wales. Those who prioritize their Scottish or Welsh identities are very unlikely to believe that the Conservative party defends Scottish or Welsh interests. This contrasts sharply with the same groups sense that the SNP and Plaid Cymru's stand up for/care about Scottish or Welsh interests. One interesting difference between both countries, however, is that while British identifiers in Wales seemingly accept the sincerity of Plaid Cymru's claims to represent Welsh interests, by 2021 British identifiers in Scotland were emphatically not of the same view with regards the SNP's claim to be representing Scottish interests.

Notwithstanding this difference, the overall picture that emerges from our analysis is of Scotland and Wales as two devolved political systems in which national identity acts as a key cleavage in the context of voting behavior. Both nationalist and Conservative parties find themselves arranged on either of the

divide – a divide, it is tempting to add, that Scottish Labour had fallen into by the second decade of devolution. Largely because it has refused to cede the ground of ‘standing-up for Wales’ to Plaid Cymru, at the sixth set of devolved elections Welsh Labour stood alone in successfully straddling this key cleavage.

## Notes

1. Scotland and Wales use a variant of mixed-member proportional electoral system.
2. The longevity of Labour dominance in Wales is remarkable: it has emerged as the largest party both in terms of vote share and seats from every devolved and UK-wide election in Wales since 1922 (Larner et al. 2022).
3. For example, the SNP had to deal with ‘an explosive political scandal enveloping the incumbent First Minister Nicola Sturgeon and her predecessor Alex Salmond’ (McMillan and Henderson 2021, 37), while Welsh Labour had to contend with the ‘emergence of a substantial and energetic grassroots independence campaign, Yes Cymru’ (Larner et al. 2022, 4).
4. Scotland’s electoral system meant that the SNP’s strong constituency performance prevented them from winning further top-up seats in the regional list ballot.
5. In Scotland: (Anderson 2016; Denver and MacAllister 1999; Denver 2003; Johns 2021; Johns et al. 2009; Johns, Mitchell, and Carman 2013; McMillan and Henderson 2021; Scully 2013). In Wales: (Balsom, 2000; Bradbury, Denver, and MacAllister 2000; Jones 1999; Larner et al. 2022; McAllister and Cole 2014; Scully 2013; Scully and Elias 2008; Scully and Larner 2017; Trystan, Scully, and Wyn Jones 2003; Wyn Jones and Scully 2003; 2004; 2012).
6. Support for Labour and (particularly) the SNP associated with feeling Scottish, with the opposite being true for the Conservatives.
7. See Larner (2019) and Wyn Jones (2022) for further discussion.
8. Levels of non-voting are significantly higher in earlier editions of the SSA and WES, which may be a product of how the data was collected. Earlier surveys (pre-2007 in Scotland, pre-2011 in Wales) were collected using a random-probability sample, whereas more recent surveys have been collected online. There is some evidence that respondents are less likely to misreport turnout (due to embarrassment) when taking self-administered online surveys (Holbrook and Krosnick 2010). However, online surveys are more likely to oversample the politically engaged (Karp and Lühiste 2016), which will likely lead to higher estimates of turnout.
9. It should also be noted that Wales has a significantly higher proportion of English-born residents – and English identifiers – than Scotland (Bradbury and Andrews 2010; Mann and Fenton 2017). It is also the case that those who identify as British but were born in England have very different political outlooks than those who identify as British but were born in Wales (see Wyn Jones and Larner 2021). Unfortunately, previous election studies do not capture relative English/British identities in Wales. Instead, the most common measure of relative state/sub-state identity in the Scottish and Welsh election studies focus on relative Scottish/British and Welsh/British identities. Consequently, we focus on these identities.
10. Although relative territorial identity measures also have their own limitations (see Griffiths 2021).

11. In Scotland, very few people prioritize their British identity. In Wales, very few people report being 'more British than Welsh'. We therefore combine the 'More British than Scottish/Welsh' and 'British not Scottish/Welsh' into one category due to low sample sizes.
12. We exclude the very small number with a 'foreign' or 'other' qualification due to uncertainty about the level of said qualification.
13. Due to exceptionally low numbers, we exclude those in the armed forces.
14. In the aftermath of the Second World War, in particular, the Conservatives enjoyed considerable popular support in Scotland, with their championing of administrative devolution in Scotland ensuring that the party was perceived as more Scottish relative to Labour (Mitchell 1990). By 1992, however, the party's vote share had collapsed from 50.1 percent in 1955 to 25.6 percent (Seawright and Curtice 1995). By contrast, the Conservatives have struggled electorally in Wales ever since the extension of the franchise in the 1880s. Welsh anti-Conservatism has deep historic roots, relating in part to class and religious differences (see Wyn Jones, Scully, and Trystan 2002).
15. Johan Lamont resigned as the party's Scottish leader citing concerns that UK Labour treated Scottish Labour as a branch office (Brown Swan 2022), while Bennett et al. (2021) argue that party grandees have been reluctant to recognize the need to frame the party's approach in (Scottish) 'national' terms.

## Disclosure Statement

No potential conflict of interest was reported by the author(s).

## Funding

This work was supported by the Economic and Social Research Council; under project reference ES/V009559/1 (Welsh Election Study) and ES/V01000X/1 (Scottish Election Study).

## Data access statement

Supporting data is available from the UK Data Service: Welsh Election Study (1999 DOI:10.5255/UKDA-SN-4180-1; 2003 DOI:10.5255/UKDA-SN-5052-1; 2007 DOI:10.5255/UKDA-SN-6293-1; 2011 DOI:10.5255/UKDA-SN-7779-1; 2021 DOI:10.5255/UKDA-SN-9063-1), Scottish Election Study (1999 DOI:10.5255/UKDA-SN-4346-1; 2003 DOI:10.5255/UKDA-SN-5076-1; 2007 DOI:10.5255/UKDA-SN-6262-1; 2011 DOI:10.5255/UKDA-SN-8012-1; 2016 DOI:10.5255/UKDA-SN-8728-1; 2021 DOI:10.5255/UKDA-SN-9062-1). 2016 Welsh Election Study DOI pending at time of publication.

## ORCID

J. Griffiths  <http://orcid.org/0000-0001-9043-0984>  
R. Wyn Jones  <http://orcid.org/0000-0001-7698-5959>  
E. G. Poole  <http://orcid.org/0000-0002-9817-5014>  
A. Henderson  <http://orcid.org/0000-0003-1818-5675>  
F. McMillan  <http://orcid.org/0000-0002-4843-2449>

## References

- Agnew, J. A. 1984. "Place and Political Behaviour: The Geography of Scottish Nationalism." *Political Geography Quarterly* 3 (3): 191–206. [https://doi.org/10.1016/0260-9827\(84\)90031-4](https://doi.org/10.1016/0260-9827(84)90031-4).
- Anderson, P. 2016. "The 2016 Scottish Parliament Election: A Nationalist Minority, a Conservative Comeback and a Labour Collapse." *Regional & Federal Studies* 26 (4): 555–568. <https://doi.org/10.1080/13597566.2016.1193488>.
- Awan-Scully, R. 2021. "Unprecedented Times, A Very Precedented Result: The 2021 Senedd Election." *The Political Quarterly* 92 (3): 469–473. <https://doi.org/10.1111/1467-923X.13045>.
- Balsom, D. 2000. "The First Welsh General Election." In *The Wales Yearbook 2000*, edited by D. Balsom, 212–228. HTV Wales.
- Balsom, D., P. Madgwick, and D. Van Mechelen. 1983. "The Red and the Green: Patterns of Partisan Choice in Wales." *British Journal of Political Science* 13 (3): 299–325. <https://doi.org/10.1017/S0007123400003288>.
- Bennett, S., D. Moon, N. Pearce, and S. Whiting. 2021. "Labouring Under a Delusion? Scotland's National Questions and the Crisis of the Scottish Labour Party." *Territory, Politics, Governance* 9 (5): 656–674. <https://doi.org/10.1080/21622671.2020.1743204>.
- Bennie, L., J. Brand, and J. Mitchell. 1997. *How Scotland Votes: Scottish Parties and Elections*. Manchester: Manchester University Press.
- Blondel, J. 1963. *Voters, Parties, and Leaders: The Social Fabric of British Politics*. Harmondsmouth: Penguin.
- Bochel, J. M., and D. Denver. 1970. "Religion and Voting: A Critical Review and a New Analysis." *Political Studies* 18 (2): 205–219. <https://doi.org/10.1111/j.1467-9248.1970.tb00870.x>.
- Bond, R. 2015. "National Identities and the 2014 Independence Referendum in Scotland." *Sociological Research Online* 20 (4): 92–104. <https://doi.org/10.5153/sro.3797>.
- Bradbury, J., and R. Andrews. 2010. "State Devolution and National Identity: Continuity and Change in the Politics of Welshness and Britishness in Wales." *Parliamentary Affairs* 63 (2): 229–249. <https://doi.org/10.1093/pa/gsp029>.
- Bradbury, J., D. Denver, and I. MacAllister. 2000. "The State of Two Nations: An Analysis of Voting in the Scottish Parliament and Welsh Assembly Elections 1999." *Representation* 37 (1): 5–18. <https://doi.org/10.1080/00344890008523110>.
- Brand, J., J. Mitchell, and P. Surridge. 1993. "Identity and the vote: Class and nationality in Scotland." *British Elections and Parties Yearbook* 3 (1): 143–157.
- Brown, A., D. McCrone, L. Paterson, and P. Surridge. 1999. "Political Values." In *The Scottish Electorate*, edited by A. Brown., D. McCrone., L. Paterson., and P. Surridge., 71–91. London: Palgrave Macmillan.
- Brown Swan, C. 2022. "'We're Socialists Not Nationalists': British Labour and the National Question(s)." *Nations and Nationalism*, 29: 467–481. <https://doi.org/10.1111/nana.12868>.
- Butler, C. 1985. "The Conservative Party in Wales; Remoulding a Radical Tradition." In *The National Question Again: Welsh Political Identity in the 1980s*, edited by J. Osmond, 155–166. Llandysul: Gomer.
- Butler, D., and D. Stokes. 1969. *Political Change in Britain*. Harmondsworth: Penguin.
- Chandra, K. 2012. *Constructivist Theories of Ethnic Politics*. Oxford: Oxford University Press.
- Clarke, H., P. Whitely, D. Sanders, and M. Stewart. 2004. *Political Choice in Britain*. Oxford: Oxford University Press.

- Convery, A. 2016. *The Territorial Conservative Party: Devolution and Party Change in Scotland and Wales*. Manchester: Manchester University Press.
- Convery, A. 2020. "The Scottish Conservative Party and the Three Unionisms." In *Ruth Davidson's Conservatives: The Scottish Tory Party, 2011–2019*, edited by D. Torrence, 139–153. Edinburgh: Edinburgh University Press.
- Curtice, J. 2009. "Devolution, the SNP and the Electorate." In *The Modern SNP: From Protest to Power*, edited by G. Hassan, 55–67. Edinburgh: Edinburgh University Press.
- Curtice, J. 2011. "The 2011 Scottish Election: Records Tumble, Barriers Breached." *Scottish Affairs* 76 (1): 51–73. <https://doi.org/10.3366/scot.2011.0036>.
- Denver, D. 2003. "A 'Wake Up Call' to the Parties? The Results of the Scottish Parliament Elections 2003." *Scottish Affairs* 44 (1): 31–53. <https://doi.org/10.3366/scot.2003.0041>.
- Denver, D., and I. MacAllister. 1999. "The Scottish Parliament Elections 1999: An Analysis of the Results." *Scottish Affairs* 28 (1): 10–31. <https://doi.org/10.3366/scot.1999.0033>.
- Fieldhouse, E., and C. Prosser. 2018. "The Limits of Partisan Loyalty: How the Scottish Independence Referendum Cost Labour." *Electoral Studies* 52 (1): 11–25. <https://doi.org/10.1016/j.electstud.2018.01.002>.
- Griffiths, J. 2021. "Sleepwalking To Independence? Changing Attitudes TO Welsh Independence in The Wake Of Brexit." *The Welsh Election Study* (blog). <https://WelshElectionStudyCymru.Wordpress.Com/2021/08/19/Sleepwalking-To-Independence-Changing-Attitudes-To-Welsh-Independence-In-The-Wake-Of-Brexit/>.
- Griffiths, J. 2023. "Scrutinizing Relative Territorial Identity Measures." *Publius: The Journal of Federalism* 53 (1): 133–151. <https://doi.org/10.1093/publius/pjac011>.
- Griffiths, J., and J. Larner. 2021. "Democratic Accountability in a Crisis: Analysing Evaluations of Government Response to COVID-19 in a Multi-Nation State." (pre-print). <https://preprints.apsanet.org/engage/apsa/article-details/60c76b2df96a00f8cf289140>.
- Guinjoan, M., and T. Rodon. 2015. "A Scrutiny of the Linz-Moreno Question." *Publius: The Journal of Federalism* 46 (1): 128–142. <https://doi.org/10.1093/publius/pjv031>.
- Hechter, M. 1975. *Internal Colonialism*. [Reprint 1999]. London.: Transaction Publishers.
- Henderson, A., R. Johns, J. Larner, and C. Carman. 2022. *The Referendum That Changed a Nation: Scottish Voting Behaviour 2014–2019*. London: Palgrave MacMillan.
- Henderson, A., Wyn Jones. 2021. *Englishness: The Political Force Transforming Britain*. Oxford: Oxford University Press.
- Henderson, A., and F. McMillan. 2022. "A Theory of Nationalist Valence Politics: Identity, Competence and the Costs of Governing." Paper Presented at the Annual Conference of the American Political Science Association, Montreal September 2022.
- Henderson, A., and J. Mitchell. 2018. "Referendums as Critical Junctures? Scottish Voting in British Elections." *Parliamentary Affairs* 71 (suppl\_1): 109–124. <https://doi.org/10.1093/pa/gsx065>.
- Henderson, A., E. G. Poole, R. Wyn Jones, D. Wincott, J. Larner, and C. Jeffery. 2021. "Analysing Vote-Choice in a Multinational State: National Identity and Territorial Differentiation in the 2016 Brexit Vote." *Regional Studies* 55 (9): 1502–1516. <https://doi.org/10.1080/00343404.2020.1813883>.
- Holbrook, A. L., and J. A. Krosnick. 2010. "Social Desirability Bias in Voter Turnout Reports: Tests Using the Item Count Technique." *Public Opinion Quarterly* 74 (1): 37–67. <https://doi.org/10.1093/poq/nfp065>.
- Jeffery, C., and D. Hough. 2009. "Understanding Post-Devolution Elections in Scotland and Wales in Comparative Perspective." *Party Politics* 15 (2): 219–240. <https://doi.org/10.1177/1354068808099982>.

- Johns, R. 2021. "As You Were: The Scottish Parliament Election of 2021." *The Political Quarterly* 92 (3): 493–499. <https://doi.org/10.1111/1467-923X.13047>.
- Johns, R., J. Mitchell, and C. Carman. 2013. "Constitution or Competence? The SNP's Re-Election in 2011." *Political Studies* 61 (1\_suppl): 158–178. <https://doi.org/10.1111/1467-9248.12016>.
- Johns, R., J. Mitchell, D. Denver, and C. Pattie. 2009. "Valence Politics in Scotland: Towards an Explanation of the 2007 Election." *Political Studies* 57 (1): 207–233. <https://doi.org/10.1111/j.1467-9248.2008.00762.x>.
- Jones, J. B. 1999. "The First Welsh National Assembly Election." *Government and Opposition* 34 (3): 323–332. <https://doi.org/10.1111/j.1477-7053.1999.tb00484.x>.
- Karp, J. A., and M. Lühiste. 2016. "Explaining Political Engagement with Online Panels: Comparing the British and American Election Studies." *Public Opinion Quarterly* 80 (3): 666–693. <https://doi.org/10.1093/poq/nfw014>.
- Kenny, M., and J. Sheldon. 2021. "When Planets Collide: The British Conservative Party and the Discordant Goals of Delivering Brexit and Preserving the Domestic Union, 2016–2019." *Political Studies* 69 (4): 965–984. <https://doi.org/10.1177/0032321720930986>.
- Larner, J. M. 2019. "The Multilevel Voter: Identity, Territory and Electoral Behaviour." Phd diss., Cardiff University.
- Larner, J. M., R. Wyn Jones, E. G. Poole, P. SurrIDGE, and D. Wincott. 2022. "Incumbency and Identity: The 2021 Senedd Election." *Parliamentary Affairs* 2022(00): 1–22. <https://doi.org/10.1093/pa/gsac012>.
- León, S., and L. Orriols. 2019. "Attributing Responsibility in Devolved Contexts. Experimental Evidence from the UK." *Electoral Studies* 59: 39–48. <https://doi.org/10.1016/j.electstud.2019.01.001>.
- Liñeira, R., and D. Cetrà. 2015. "The Independence Case in Comparative Perspective." *The Political Quarterly* 86 (2): 257–264. <https://doi.org/10.1111/1467-923X.12157>.
- Mann, R., and S. Fenton. 2017. *Nation, Class and Resentment: The Politics of National Identity in England, Scotland and Wales*. London: Palgrave Macmillan.
- McAllister, L., and M. Cole. 2014. "The 2011 Welsh General Election: An Analysis of the Latest Staging Post in the Maturing of Welsh Politics." *Parliamentary Affairs* 67 (1): 172–190. <https://doi.org/10.1093/pa/gss036>.
- McCrone, D., and F. Bechhofer. 2015. *Understanding National Identity*. Cambridge: Cambridge University Press.
- McMillan, F., and A. Henderson. 2021. "Scotland's Future? The 2021 Holyrood Election." *Political Insight* 12 (3): 37–39. <https://doi.org/10.1177/20419058211045147>.
- Mitchell, J. 1990. *Conservatives and the Union: Study of Conservative Party Attitudes to Scotland*. Edinburgh: Edinburgh University Press.
- Mitchell, J. 2015. "Sea Change in Scotland." *Parliamentary Affairs* 68 (suppl 1): 88–100. <https://doi.org/10.1093/pa/gsv029>.
- Moon, D. S. 2016. "We're Internationalists, Not Nationalists': The Political Ramifications of Welsh Labour's Internal Power Struggle Over the 'One Wales' Coalition in 2007." *Contemporary British History* 30 (2): 281–302. <https://doi.org/10.1080/13619462.2015.1099439>.
- Oppenhuis, E., C. van der Eijk, and M. Frankline. 1996. "The Party Context: Outcomes." In *Choosing Europe?*, edited by C. van der Eijk and M. Frankline, 287–305. Ann Arbor: The University of Michigan Press.
- Paterson, L., A. Brown, J. Curtice, K. Hinds, D. McCrone, A. Park, K. Sproston, and P. SurrIDGE. 2001. *New Scotland, New Politics?*. Edinburgh: Polygon.

- Reif, K., and H. Schmitt. 1980. "Nine Second-Order National Elections: A Conceptual Framework for the Analysis of European Election Results." *European Journal of Political Research* 8 (1): 3–44. <https://doi.org/10.1111/j.1475-6765.1980.tb00737.x>.
- Rohrschneider, R., and N. Clark. 2007. "Second-Order Elections Versus First-Order Thinking: How Voters Perceive the Representation Process in a Multi-Layered System of Governance." In *The Multilevel Electoral System of the EU: CONNEX Report Series NR 04*, edited by C. van der Eijk and H. Schmit, 137–162. Mannheim: University of Mannheim.
- Schakel, A., and C. Jeffery. 2013. "Are Regional Elections Really 'Second-Order' Elections?" *Regional Studies* 47 (3): 323–341. <https://doi.org/10.1080/00343404.2012.690069>.
- Schildkraut, D. J. 2014. "Boundaries of American Identity: Evolving Understandings of 'Us'." *Annual Review of Political Science* 17 (1): 441–460. <https://doi.org/10.1146/annurev-polisci-080812-144642>.
- Schmitt, H., and E. Teperoglou. 2017. "The Study of Less Important Elections." In *The SAGE Handbook of Electoral Behaviour*, edited by K. Arzheimer, J. Evans, and M. S. Lewis-Beck, 56–79. Melbourne: SAGE.
- Scully, R. 2013. "More Scottish Than Welsh? Understanding the 2011 Devolved Elections in Scotland and Wales." *Regional & Federal Studies* 23 (5): 591–612. <https://doi.org/10.1080/13597566.2013.810147>.
- Scully, R., and A. Elias. 2008. "The 2007 Welsh Assembly Election." *Regional & Federal Studies* 18 (1): 103–109. <https://doi.org/10.1080/13597560701855269>.
- Scully, R., and J. M. Lerner. 2017. "A Successful Defence: The 2016 National Assembly for Wales Election." *Parliamentary Affairs* 70 (3): 507–529. <https://doi.org/10.1093/pa/gsw033>.
- Scully, R., and R. Wyn Jones. 2012. "Still Three Wales? Social Location and Electoral Behaviour in Contemporary Wales." *Electoral Studies* 31 (4): 656–667. <https://doi.org/10.1016/j.electstud.2012.07.007>.
- Seawright, D., and J. Curtice. 1995. "The Decline of the Scottish Conservative and Unionist Party 1950–92: Religion, Ideology or Economics?" *Contemporary British History* 9 (2): 319–342. <https://doi.org/10.1080/13619469508581341>.
- Tilley, J., and S. B. Hobolt. 2011. "Is the Government to Blame? An Experimental Test of how Partisanship Shapes Perceptions of Performance and Responsibility." *The Journal of Politics* 73 (2): 316–330. <https://doi.org/10.1017/S0022381611000168>.
- Trystan, D., R. Scully, and R. Wyn Jones. 2003. "Explaining the 'Quiet Earthquake': Voting Behaviour in the First Election to the National Assembly for Wales." *Electoral Studies* 22 (4): 635–650. [https://doi.org/10.1016/S0261-3794\(02\)00028-8](https://doi.org/10.1016/S0261-3794(02)00028-8).
- Whigham, S. 2019. "Nationalism, Party Political Discourse and Scottish Independence: Comparing Discursive Visions of Scotland's Constitutional Status." *Nations and Nationalism* 25 (4): 1212–1237. <https://doi.org/10.1111/nana.12535>.
- Williams, S. 2018. "The Politics of Welshness: A Response to Bradbury and Andrews." *Parliamentary Affairs* 71 (2): 305–323. <https://doi.org/10.1093/pa/gsx034>.
- Wyn Jones, R. 2022. "Understanding a Century of Labour Dominance: Social Science and the Puzzle of Voting Behaviour in Wales." *Transactions-Honourable Society of Cymmrodorion* 28: 25–45. Available at <https://www.cymmrodorion.org/the-transactions/understanding-a-century-of-labour-dominance-social-science-and-the-puzzle-of-voting-behaviour-in-wales/>.
- Wyn Jones, R., and J. Lerner. 2021. "What About Wales? Brexit and the Future of the UK." *Discover Society* 1 (2): 1–7. <https://doi.org/10.51428/dsoc.2021.02.0004>.



- Wyn Jones, R., and R. Scully. 2003. "Coming Home to Labour? The 2003 Welsh Assembly Election." *Regional & Federal Studies* 13 (3): 125–132. <https://doi.org/10.1080/13597560308559438>.
- Wyn Jones, R., and R. Scully. 2004. "Minor Tremor but Several Casualties: The 2003 Welsh Election." *British Elections & Parties Review* 14 (1): 191–207. <https://doi.org/10.1080/1368988042000258835>.
- Wyn Jones, R., and R. Scully. 2006. "Devolution and Electoral Politics in Scotland and Wales." *Publius: The Journal of Federalism* 36 (1): 115–134. <https://doi.org/10.1093/publius/pji034>.
- Wyn Jones, R., and R. Scully. 2012. *Wales Says Yes: Devolution and the 2011 Referendum*.
- Wyn Jones, R., R. Scully, and D. Trystan. 2002. "Why do the Conservatives Always Do (Even) Worse in Wales?" *British Elections & Parties Review* 12 (1): 229–245. <https://doi.org/10.1080/13689880208413079>.