EARLY ANGLO-SAXON GLASS BEADS: COMPOSITION AND ORIGINS BASED ON THE FINDS FROM RAF LAKENHEATH, SUFFOLK

by

James Robert Nicholas Peake

BSc (Hons), MSc

Volume II of II

Submitted in fulfilment of the requirements
for the degree of Doctor of Philosophy in the School
Archaeology

CARDIFF UNIVERSITY

June 2013

DECLARATION

This work has not been submitted in substance for any other degree or award at this or any other university or place of learning, nor is being submitted concurrently in candidature for any degree or other award.

Signed …… Date ……

STATEMENT 1

This thesis is being submitted in partial fulfilment of the requirements for the degree of PhD Archaeology.

Signed …… Date ……

STATEMENT 2

This thesis is the result of my own independent work/investigation, except where otherwise stated. Other sources are acknowledged by explicit references. The views expressed are my own.

Signed …… Date ……

STATEMENT 3

I hereby give consent for my thesis, if accepted, to be available for photocopying and for inter-library loan, and for the title and summary to be made available to outside organisations.

Signed …… Date ……

© The copyright of this thesis rests with the author. No quotation from it may be published without the author's prior written consent, and any information derived from it must be acknowledged.

ABSTRACT

This study reports upon the compositional analysis of early Anglo-Saxon (5th-7th centuries AD) glass beads from the cemetery complex at RAF Lakenheath (Eriswell), Suffolk. Major element analysis was undertaken using energy-dispersive x-ray spectrometry in the scanning electron microscope (SEM-EDS) on 537 samples from a total of 380 monochrome and polychrome beads. Trace element analysis was undertaken by laser ablation inductively coupled plasma mass spectrometry (LA-ICP-MS) on 75 different samples from 65 of these beads. SEM-EDS analyses are also reported for a small number of glass beads from the early Anglo-Saxon cemeteries at Spong Hill, Bergh Apton and Morning Thorpe in Norfolk.

The beads analysed were produced from soda-lime-silica glass, which was originally made in the Near East from a mixture of a natron and calcareous quartz-rich sand. They have been grouped and compared according to the base glass types represented and their colourant technology. These groups have been systematically compared to a well-established typology and chronology for these beads.

The results demonstrate that the Anglo-Saxon glass bead industry was dependent upon the recycling of Roman material during the 5th and 6th centuries, but there is no evidence to suggest continuity in the glass industry from the preceding Roman period. Imported bead types were probably manufactured using a fresh supply of raw glass imported from the Near East. At some point in the latter half of the 6th century there appears to have been a drastic and rapid change in beadmaking practices. The Anglo-Saxon beadmaking industry in England appears to have largely collapsed, except for the production of a few crude bead types produced in the 7th century. Imported bead types come to dominate, but natron glass appears to have been in short supply by this time; some it was adulterated with potassium-rich plant ash, probably as an extender.

TABLE OF CONTENTS

DECLARATION ii
ABSTRACT iii
TABLE OF CONTENTS iv
LIST OF FIGURES x
LIST OF TABLES xxxvi
ACKNOWLEDGEMENTS xxxviii
LIST OF ABBREVIATIONS xli
CHRONOLOGY xliii

VOLUME I

CHAPTER ONE

1. Introduction 1
   1.1. Historical Context 6
   1.2. Archaeological Context 12
      1.2.1. RAF Lakenheath (Eriswell), Suffolk 13
         1.2.1.1. The Beads 17
      1.2.2. Spong Hill, Bergh Apton and Morning Thorpe, Norfolk 19
         1.2.2.1. The Beads 21
   1.3. Glass Chemistry 23
   1.4. Early Glass 25
      1.4.1. The Eastern Mediterranean 28
      1.4.2. Britain and Northwestern Europe 34
   1.5. Early Anglo-Saxon Beads and Bead Studies 40
   1.6. Aims 44

CHAPTER TWO

2. Materials and Methods 49
   2.1. Samples Analysed 50
      2.1.1. RAF Lakenheath (Eriswell), Suffolk 50
      2.1.2. Spong Hill, Bergh Apton and Morning Thorpe, Norfolk 51
   2.2. Methods Tested 53
      2.2.1. The DIAM Technique 55

2.2.1.1. Sample Preparation and Analytical Procedure 55
2.2.1.2. Evaluation of Method and Results 56
2.2.2. Environmental Scanning Electron Microscopy (ESEM) 61
2.2.2.1. Sample Preparation and Analytical Procedure 62
2.2.2.2. Evaluation of Method and Results 63
2.2.3. Summary 67
2.3. Analytical Techniques Employed 69
2.3.1. Scanning Electron Microscopy (SEM) 69
2.3.1.1. Sample Preparation 70
2.3.1.2. Analytical Procedure 73
2.3.1.3. Presentation of Data 77
2.3.2. Laser Ablation Inductively Coupled Plasma Mass Spectrometry (LA-ICP-MS) 79
2.3.2.1. Sample Preparation 81
2.3.2.2. Analytical Procedure 81
2.3.2.3. Presentation of Data 83
2.3.3. X-Radiography 86

CHAPTER THREE

3. Production Technology 89
3.1. Manufacturing Techniques 89
3.1.1. Applied Decoration 92
3.1.2. ‘Metal-in-Glass’ Beads 94
3.2. Manufacturing Techniques: New Insights 98
3.2.1. Iron Scale 99
3.2.2. Opaque Red Glass Cores 102
3.2.3. ‘Reticella’ Beads 109
3.3. Chemical Durability and Decay 111

CHAPTER FOUR

4. Results: Glass Technology 116
4.1. Base Glasses 116
4.1.1. Raw Materials 123
4.1.1.1. Alkali 123
4.1.1.2. Silica 125
4.1.1.3. Lime 126
4.1.1.4. Decolourants 128

4.2. The Compositional Groups 133
4.2.1. Trace Element Analyses 148
4.2.1.1. Rare Earth Elements (REE) 149
4.2.1.2. Sediment-Related Elements (SRE) 151
4.2.1.3. Colourant and Colourant-Related Elements 157
4.3. ‘Roman’ Glass 159
4.3.1. Trace Element Analyses 174
4.3.1.1. Rare Earth Elements (REE) 174
4.3.1.2. Sediment-Related Elements (SRE) 176
4.4. ‘Saxon’ Glass 178
4.4.1. Trace Element Analyses 204
4.4.1.1. Rare Earth Elements (REE) 204
4.4.1.2. Sediment-Related Elements (SRE) 210
4.5. ‘HIMT’ Glass 221
4.5.1. Trace Element Analyses 227
4.5.1.1. Rare Earth Elements (REE) 227
4.5.1.2. Sediment-Related Elements (SRE) 228
4.6. ‘Levantine I’ Glass 231
4.6.1. Trace Element Analyses 233
4.6.1.1. Rare Earth Elements (REE) 233
4.6.1.2. Sediment-Related Elements (SRE) 236
4.7. ‘A2b Blue’ Glass 239
4.7.1. Trace Element Analyses 240
4.7.1.1. Rare Earth Elements (REE) 241
4.7.1.2. Sediment-Related Elements (SRE) 242
4.8. Relationship to Brugmann’s Bead Chronology 243
4.9. Relationship to Opacity and Colour of the Glass 255
4.10. Relationship to Brugmann’s Bead Typology 267
4.10.1. Bead Type Chronology 269
4.10.2. Bead Type Production Zones 280
4.10.3. Individual Bead Type Definitions 291
4.10.3.1. 4th Century Types (Roman) 291
4.10.3.2. 5th-6th Century Types (Phases A1 and A2) 292
4.10.3.3. 6th-7th Century Types (Phases A2b, B and C) 297
4.10.4. Blue Glass Beads: Cobalt Sources 304
4.11. Relationship to Bead Context 310
4.11.1. The Chronology of the Burials at Eriswell 310

4.11.2. The Homogeneity of Bead Strings 321
4.11.2. The Distribution of Glass Types 324

CHAPTER FIVE

5. Results: Colourant Technology 326
5.1. Translucent Glass 329
5.1.1. Uncoloured and Naturally Tinted Glass 329
5.1.1.1. Trace Element Analyses 336
5.1.2. Translucent Pink-Brown Glass 338
5.1.3. Translucent Blue Glass 340
5.1.3.1. Trace Element Analyses 346
5.1.4. Translucent Copper-Green and Turquoise Glass 357
5.1.4.1. Trace Element Analyses 368
5.1.5. 'Dark' Glass 370
5.1.5.1. Trace Element Analyses 377
5.2. Opaque Glass 379
5.2.1. Opaque White Glass 379
5.2.1.1. Trace Element Analyses 390
5.2.2. Opaque Yellow and Green Glass 392
5.2.2.1. Trace Element Analyses 409
5.2.3. Opaque Red Glass 412
5.2.3.1. Slag Additions 421
5.2.3.1.1. Fayalitic Slag 426
5.2.3.1.2. Kirschsteinitic Slag 439
5.2.3.1.3. Copper or Iron Smelting Slag? 444
5.2.3.2. Anomalies 446
5.2.3.3. Trace Element Analyses 451
5.2.4. Opaque Orange Glass 453
5.2.4.1. Trace Element Analyses 460
5.2.5. Opaque Blue Glass 461
5.2.5.1. Trace Element Analyses 464
5.2.6. Opaque Turquoise Glass 465
5.2.7. Opaque Blue-Green Glass 467
5.2.7.1. Trace Element Analyses 470
5.3. Colourant Sources 472
5.3.1. Cobalt 473
5.3.2. Copper 475

5.3.3. Tin 478
5.3.4. Lead 480
5.3.5. Manganese and Antimony 483
5.3.6. Iron 484

CHAPTER SIX
6. Later Anglo-Saxon Glass 485

CHAPTER SEVEN
7. Discussion and Conclusions 490
7.1. Comparison with Contemporary Beads 490
7.2. The Glass and its Raw Materials 496
7.2.1. Glass Types and Sources 496
7.2.2. Colourant Sources 502
7.3. The Trade in Glass 504
7.4. Where Were the Beadmaking Workshops? 507
7.5. The Question of Roman Continuity 509
7.6. The Rise and Fall of Anglo-Saxon Beadmaking 511
7.7. Further Work 516
7.7.1. Glass Studies in General 516
7.7.2. Anglo-Saxon Glass Bead Studies 518
7.7.3. Near Eastern Glass 520

CHAPTER EIGHT
8. References 521

VOLUME II

APPENDIX A
Eriswell Glass Bead Catalogue 550

APPENDIX B
The Distribution of the Bead Types at Eriswell 669

APPENDIX C
Images of the Glass Beads Sampled from Eriswell 680

APPENDIX D

Sampling Request for Glass Beads from Spong Hill 728

APPENDIX E

Diagrams of Sample Blocks 737

APPENDIX F

Digitised X-Rays of the Glass Beads from Eriswell 745

APPENDIX G

Eriswell Compositional Analyses 778

APPENDIX H

Spong Hill Compositional Analyses 843

APPENDIX I

Bergh Apton Compositional Analyses 854

APPENDIX J

Morning Thorpe Compositional Analyses 859

APPENDIX K

The Compositional Distribution of Bead Types 862

APPENDIX L

Cobalt-Rich Mineral Inclusion 866

LIST OF FIGURES

VOLUME I

Figure 1.2.1 – Map of Britain showing the location of East Anglia, currently the modern-day counties of Norfolk and Suffolk (map adapted from that of 1995 county boundaries © Ordnance Survey). 12
Figure 1.2.2 – Map of East Anglia showing the location of the principal archaeological sites discussed in this thesis. 13
Figure 1.2.3 – Location of the excavation areas showing the three cemeteries at Eriswell: ERL 046, ERL 104 and ERL 114 (Caruth and Anderson 2005: 1). 14
Figure 1.2.4 – Phase plan for the three cemeteries at Eriswell. Early Anglo-Saxon features (including graves) are highlighted in black (Caruth and Anderson 2005: 30). 15
Figure 1.2.5 – Photograph of beads *in situ* in Grave 107, cemetery ERL 104, at Eriswell (© SCCAS). 18
Figure 1.2.6 – Photograph of beads *in situ* in Grave 266, cemetery ERL 104, at Eriswell (© SCCAS). 19
Figure 1.3.1 – Structure of a hypothetical two-dimensional crystalline compound, A_2O_3; (a) in crystalline form, (b) in vitreous form, (c) as a vitreous glass modified by the addition of network modifying ions (after Frank 1982: 9). Black circles represent atoms of 'A', white circles atoms of 'O' and shaded circles atoms of singly charged metallic ion 'M'. 23
Figure 1.4.1 – The traditional division of production for natron-based glass (after Freestone *et al.* 2008: 30). Here natron is imported from Egypt to individual glass-*making* 'workshops', for example in Europe, which each exploit local sources of sand. Each of these therefore produces glass of a distinctive composition. 27
Figure 1.4.2 – A series of seventeen 8th-9th century furnace floors at Bet Eli'ezer, near Hadera, Israel (Foy and Nenna 2001: 37). 29
Figure 1.4.3 – Division of production for natron-based glass (after Freestone *et al.* 2008: 31). The primary glass-*making* 'factories' make glass from its primary raw materials (sand and natron). These produced glass of distinctive compositions relating to the source of sand used. The finished glass is broken up and distributed to a number of secondary glass-*working* 'workshops', for example in Europe. Each of these will have therefore produced objects of similar composition regardless of their proximity to one another. In principle, a workshop may be supplied by glass from more than one factory (*e.g.* Workshop 3). 30
Figure 1.4.4 – A plot of alumina versus lime for the five major groups of natron glass produced in the Eastern Mediterranean between the 4th and 9th centuries AD (after Freestone *et al.* 2000; 2002a; 2002b; see text for details). 31
Figure 2.2.1 – A plot of soda (DIAM) versus soda (SEM-EDS) for Early Byzantine tesserae from Caesarea (Israel). 59
Figure 2.2.2 – A plot of magnesia (DIAM) versus soda (SEM-EDS) for Early Byzantine tesserae from Caesarea (Israel). 59
Figure 2.2.3 – A plot of alumina (DIAM) versus soda (SEM-EDS) for Early Byzantine tesserae from Caesarea (Israel). 59
Figure 2.2.4 – A plot of silica (DIAM) versus soda (SEM-EDS) for Early Byzantine tesserae from Caesarea (Israel). 59
Figure 2.2.5 – A plot of lime (DIAM) versus soda (SEM-EDS) for Early Byzantine tesserae from Caesarea (Israel). 60
Figure 2.2.6 – A plot of iron oxide (DIAM) versus soda (SEM-EDS) for Early Byzantine tesserae from Caesarea (Israel). 60
Figure 2.2.7 – A photograph showing fragments of Early Byzantine glass tesserae from Caesarea, Israel, mounted on the SEM stage (approximately 6cm in diameter) for analysis by environmental scanning electron microscopy (ESEM-EDS). 62
Figure 2.2.8 – A plot of soda (ESEM-EDS) versus soda (SEM-EDS) for Early Byzantine tesserae from Caesarea (Israel). 66

Figure 2.2.9 – A plot of magnesia (ESEM-EDS) versus soda (SEM-EDS) for Early Byzantine tesserae from Caesarea (Israel). 66
Figure 2.2.10 – A plot of alumina (ESEM-EDS) versus soda (SEM-EDS) for Early Byzantine tesserae from Caesarea (Israel). 66
Figure 2.2.11 – A plot of silica (ESEM-EDS) versus soda (SEM-EDS) for Early Byzantine tesserae from Caesarea (Israel). 66
Figure 2.2.12 – A plot of lime (ESEM-EDS) versus soda (SEM-EDS) for Early Byzantine tesserae from Caesarea (Israel). 67
Figure 2.2.13 – A plot of iron oxide (ESEM-EDS) versus soda (SEM-EDS) for Early Byzantine tesserae from Caesarea (Israel). 67
Figure 2.3.1 – A photograph showing glass samples from Eriswell mounted on 3cm resin block mould bases using double-sided tape and Araldite™ 5-minute epoxy resin. 71
Figure 2.3.2 – A photograph showing glass samples from Eriswell mounted on a 3cm resin block mould base using double-sided tape and Araldite™ 5-minute epoxy resin. Note the larger dark blue glass standard (Corning A) at the top of the image, which is orientated so as to provide a 'north point'. 72
Figure 2.3.3 – A photograph showing a polished sample block containing glass samples from Eriswell. Note the larger dark blue glass standard (Corning A) at the top of the image, which is orientated so as to provide a 'north point'. Resin block is approximately 3cm in diameter. 73
Figure 2.3.4 – A photograph showing a sample block mounted in the sample holder (shown by the red arrow) in the chamber of the scanning electron microscope ready for analysis. 74
Figure 2.3.5 – A screenshot showing a laser ablation pass of a glass sample from Eriswell during LA-ICP-MS analysis. Note the heterogeneity of the sample. 82
Figure 3.1.1 – Digital microscope image of translucent blue bead ERL046:G05:1438, a wound *Blue* bead, showing a 'circumferential' structure. Image is approximately 7mm across (image courtesy of Rebecca Lumsden). 90
Figure 3.1.2 – Digital microscope image of 'dark' bead ERL104:G242:2142, a wound *DarkPoly2* bead, showing fine applied opaque white trails combed into a zigzag pattern. Image is approximately 6mm across (image courtesy of Helen Butler). 93
Figure 3.1.3 – Digital microscope image of opaque yellow bead ERL104:G195:1346, a wound *Koch34* bead, showing an applied opaque red circumferential narrow crossing trail marvered flush with the bead surface. Image is approximately 6mm across (image courtesy of Helen Butler). 93
Figure 3.1.4 – Digital microscope image of 'light' bead ERL104:G172:3098, a drawn *Constricted Segmented* 'metal-in-glass' bead. A layer of metallic foil (probably gold) is visible, sandwiched between two layers of glass. Much of the outer layer of glass is missing, revealing the foil beneath (image courtesy of Jenny Mathiasson). 95
Figure 3.2.1 – Bead ERL104:G305:1871, a *Melon Associated* bead, showing an opaque yellow circumferential zigzag trail on a 'dark' bead body (left) and a positive x-radiograph of the bead (right). The opaque yellow glass appears darker in the image as it is denser, due to a much higher lead content. 98
Figure 3.2.2 – Bead ERL046:G15:1740, a *DarkPoly1* bead, showing an opaque white circumferential zigzag trail on a 'dark' bead body (left) and a positive x-radiograph of the bead (right). The dark flecks visible in the x-radiograph are particles of a crystalline opacifying agent (tin oxide) present in the opaque white decoration. 98
Figure 3.2.3 – A section through bead ERL104:G367:3619 (a *WhitePoly3* bead) showing a layer of opaque red glass at the core (left). A slight taper to the perforation can be seen, indicating the use of a tapered mandrel. The black layer visible within the perforation is oxidised iron scale pulled from the mandrel around which the bead was formed. Also shown is a positive x-radiograph of the same bead prior to sectioning (right); the red glass appears darker because it is denser, due to its higher lead content. Note the absence of any visible crystalline opacifying agent in the bead body; the more 'mottled' appearance on the x-radiograph results from opacification by bubbles. 100
Figure 3.2.4 – BSE micrograph showing translucent blue-green tinted sample ERL104:G144:2595, a *Hourglass Variation* bead. A thick layer of iron oxide scale (pale grey) can be seen adhered to the surface of the soda-lime-silica glass matrix (dark grey). Several large voids and bubbles are also visible. 100

Figure 3.2.5 – BSE micrograph showing translucent green tinted sample ERL104:G263:1396, a *Cloak* bead. A thick layer of iron oxide scale (pale grey) can be seen adhered to the surface of the soda-lime-silica glass matrix (dark grey). 101
Figure 3.2.6 – BSE micrograph showing opaque red sample ERL046:G03:1271, a *RedPoly6* bead. Several thick layers of iron oxide scale (pale grey) can be seen adhered to the surface of the soda-lime-silica glass matrix (darker grey). Several fayalitic slag particles and large bubbles are also visible. The bright white particles immediately surrounding the iron scale are metallic copper; copper having been added as a colourant in this glass (see Chapter 5, section 5.2.3). 101
Figure 3.2.7 – Bead ERL104:G305:1875, a *Reticella* bead (left) produced from three twisted trails of opaque red, opaque yellow and translucent glass arranged in a herringbone pattern. The high-lead opaque yellow glass appears darker in positive x-radiograph (right), and highlights the way in which the glass is twisted. 110
Figure 3.2.8 – Bead ERL104:G305:1876, a *Reticella* bead (left) produced from three twisted trails of opaque red, opaque yellow and translucent glass arranged in a herringbone pattern. The high-lead opaque yellow glass appears darker in positive x-radiograph (right), and highlights the way in which the glass is twisted. 110
Figure 3.3.1 – Digital microscope image of bead ERL046:G03:1228, a wound *Green Globular* bead, showing a 'circumferential' structure. A filmy layer of patchy iridescent weathered glass is visible in places. Image is approximately 7mm across (image courtesy of Rebecca Lumsden). 113
Figure 3.3.2 – Digital microscope image of bead ERL114:G414:1535, a wound *DarkPoly3* sword bead, showing opaque white applied decoration on a 'dark' bead body. The opaque white glass is opacified by bubbles and has suffered from considerable deterioration by groundwater as a result of its porosity. Image is approximately 7mm across (image courtesy of Rebecca Lumsden). 113
Figure 3.3.3 – BSE micrograph of an opaque white bead from Spong Hill (grave 5.6c), opacified by a dispersion of tiny bubbles in a soda-lime-silica glass matrix. This glass is heavily corroded; numerous cracks, fissures and pits are visible. The darker grey areas of glass adjacent to these cracks and fissures are depleted in alkali, which has been leached out of the glass by groundwater. Compare the condition of this glass with the adjacent translucent turquoise glass (pale grey glass towards the top-left of the image). 114
Figure 3.3.4 – BSE micrograph showing opaque white sample ERL104:G367:3619, a *WhitePoly3* bead. Numerous tiny bubbles are visible heterogeneously dispersed throughout the soda-lime-silica glass matrix. Surrounding several of these bubbles a thin layer of slightly darker grey glass can be seen, where the alkali components of the glass have been leached out by groundwater. 114
Figure 4.1.1 – A plot of alumina versus iron oxide for the high-lead yellow, green, red, white, turquoise and 'dark' samples from Eriswell. The size of the bubbles is proportional to the lead content (the larger the bubble, the higher the lead content), taken from the raw data (*i.e.* not reduced). Note that * indicates reduced glass composition in this and all subsequent graphs and tables. 118
Figure 4.1.2 – A plot of raw (*i.e.* not reduced) lead oxide versus iron oxide for the high-lead yellow, green, red, white, turquoise and 'dark' samples from Eriswell. The dashed line represents the approximate detection limits for lead oxide. 119
Figure 4.1.3 – A plot of alumina versus iron oxide for the high-lead yellow, green, white and turquoise samples from Eriswell. The size of the bubbles is proportional to the lead content (the larger the bubble, the higher the lead content), taken from the raw data (*i.e.* not reduced). 119
Figure 4.1.4 – A plot of raw (*i.e.* not reduced) lead oxide versus alumina for the high-lead yellow, green, red, white, turquoise and 'dark' glasses from Eriswell. The dashed line represents the approximate detection limits for lead oxide. 120
Figure 4.1.5 – A plot of raw (*i.e.* not reduced) lead oxide versus iron oxide for the high-lead yellow, green, white and turquoise glasses from Eriswell. The dashed line represents the approximate detection limits for lead oxide. 120
Figure 4.1.6 – A plot of magnesia versus potash in the base glasses from Eriswell. 124
Figure 4.1.7 – A plot of phosphate versus potash in the base glasses from Eriswell. The dashed line represents the approximate detection limits for phosphate. 124

Figure 4.1.8 – A plot of manganese oxide versus antimony oxide for the reduced glasses from Eriswell. High-lead samples affected by contamination have been omitted (see text for details). The dashed lines represent the approximate detection limits for antimony oxide and manganese oxide. 131
Figure 4.1.9 – A plot of iron oxide versus antimony oxide for the reduced glasses from Eriswell. High-lead samples affected by contamination have been omitted (see text for details). The dashed line represents the detection limits antimony oxide. 131
Figure 4.1.10 – A plot of iron oxide versus manganese oxide for the reduced glasses from Eriswell. High-lead samples affected by contamination have been omitted (see text for details). The dashed line represents the approximate detection limits for manganese oxide. 132
Figure 4.2.1 – A plot of soda versus lime for the different base glass types identified at Eriswell. 136
Figure 4.2.2 – A plot of magnesia versus lime for the different base glass types identified at Eriswell. 136
Figure 4.2.3 – A plot of potash versus lime for the different base glass types identified at Eriswell. ..137
Figure 4.2.4 – A plot of magnesia versus potash for the different base glass types identified at Eriswell. 137
Figure 4.2.5 – A plot of silica versus lime for the different base glass types identified at Eriswell. ...138
Figure 4.2.6 – A plot of silica versus magnesia for the different base glass types identified at Eriswell. 138
Figure 4.2.7 – A plot of phosphate versus magnesia for the different base glass types identified at Eriswell. The dashed line represents the approximate detection limits for phosphate. .139
Figure 4.2.8 – A plot of alumina versus iron oxide for the different base glass types identified at Eriswell, omitting those samples which are likely to have been affected by iron and alumina contamination (see text for details). 139
Figure 4.2.9 – A plot of alumina versus lime for the different base glass types identified at Eriswell, omitting those samples which are likely to have been affected by alumina contamination (see text for details). 140
Figure 4.2.10 – A plot of iron oxide versus manganese oxide for the different base glass types identified at Eriswell, omitting those samples which are likely to have been affected by iron and alumina contamination (see text for details). The dashed line represents the approximate detection limits for manganese oxide. 140
Figure 4.2.11 – A plot of soda versus lime for the different base glass types identified at Eriswell, showing the 'low-soda-lime' and 'high soda-lime' samples. Compare to Figure 4.2.1. 142
Figure 4.2.12 – A plot of silica versus lime for the different base glass types identified at Eriswell, showing the 'low-soda-lime' and 'high soda-lime' samples. Compare to Figure 4.2.5. 143
Figure 4.2.13 – A plot of magnesia versus lime for the different base glass types identified at Eriswell, showing high-magnesia and low-magnesia samples in the 'low-soda-lime' and 'high soda-lime' glasses respectively. Compare to Figure 4.2.2. 143
Figure 4.2.14 – Dendrogram for selected samples from Eriswell using Ward's method, showing the grouping of the different base glass types identified. 147
Figure 4.2.15 – Average rare earth element concentrations for the different base glass types identified at Eriswell, normalised to the weathered continental crust (see Chapter 2, section 2.3.2.3). Note the logarithmic scale. 149
Figure 4.2.16 – Average sediment-related element concentrations for the different base glass types identified at Eriswell, normalised to the weathered continental crust (see Chapter 2, section 2.3.2.3). Note the logarithmic scale. 152
Figure 4.2.17 – A plot of zirconium versus hafnium for the different base glass types identified at Eriswell. 154
Figure 4.2.18 – A plot of titanium versus zirconium for the different base glass types identified at Eriswell. 154
Figure 4.2.19 – A plot of lime versus strontium for the different base glass types identified at Eriswell. 155
Figure 4.2.20 – A plot of manganese versus barium for the different base glass types identified at Eriswell. 'HIMT' samples have been excluded due to Ba contents in excess of 2500 ppm. 155
Figure 4.2.21 – A plot of manganese versus antimony for the different base glass types identified at Eriswell. Note the logarithmic scale. 157

Figure 4.3.1 – A plot of manganese oxide versus antimony oxide in 'Roman' glass from Eriswell. The dashed lines represent the approximate detection limits for manganese oxide and antimony oxide.....161
Figure 4.3.2 – A plot of soda versus lime for the different base glass types identified at Eriswell. The size of the bubbles is proportional to the antimony content (the larger the bubble, the higher the antimony content). The smallest bubbles represent samples containing <0.3% Sb_2O_3*. The 7 samples containing >1.0% Sb_2O_3* (all 'Roman') have been omitted due to the excessive size of the bubbles produced. Compare to Figure 4.2.1.....163
Figure 4.3.3 – A plot of magnesia versus lime for the different base glass types identified at Eriswell. The size of the bubbles is proportional to the antimony content (the larger the bubble, the higher the antimony content). The smallest bubbles represent samples containing <0.3% Sb_2O_3*. The 7 samples containing >1.0% Sb_2O_3* (all 'Roman') have been omitted due to the excessive size of the bubbles produced. Compare to Figure 4.2.2. 164
Figure 4.3.4 – A plot of silica versus magnesia for the different base glass types identified at Eriswell. The size of the bubbles is proportional to the antimony content (the larger the bubble, the higher the antimony content). The smallest bubbles represent samples containing <0.3% Sb_2O_3*. The 7 samples containing >1.0% Sb_2O_3* (all 'Roman') have been omitted due to the excessive size of the bubbles produced. Compare to Figure 4.2.6. 164
Figure 4.3.5 – A plot of soda versus lime for published Roman blue-green glass from (see text for details) compared to the different base glass types identified at Eriswell. Compare to Figure 4.2.1.....165
Figure 4.3.6 – A plot of magnesia versus lime for published Roman blue-green glass (see text for details) compared to the different base glass types identified at Eriswell. Compare to Figure 4.2.2.....165
Figure 4.3.7 – A plot of silica versus magnesia for Roman blue-green glass from Basinghall Street (see text for details) compared to the different base glass types identified at Eriswell. Compare to Figure 4.2.6. 166
Figure 4.3.8 – A plot of soda versus lime for published Roman antimony-decolourised glass (see text for details) compared to the different base glass types identified at Eriswell. Compare to Figure 4.2.1. 166
Figure 4.3.9 – A plot of magnesia versus lime for published Roman antimony-decolourised glass (see text for details) compared to the different base glass types identified at Eriswell. Compare to Figure 4.2.2. 167
Figure 4.3.10 – A plot of silica versus magnesia for published Roman antimony-decolourised glass (see text for details) compared to the different base glass types identified at Eriswell. Compare to Figure 4.2.6. 167
Figure 4.3.11 – A plot of soda versus lime for published Roman manganese-decolourised glass (see text for details) compared to the different base glass types identified at Eriswell. Compare to Figure 4.2.1. 168
Figure 4.3.12 – A plot of magnesia versus lime for published Roman manganese-decolourised glass (see text for details) compared to the different base glass types identified at Eriswell. Compare to Figure 4.2.2. 168
Figure 4.3.13 – A plot of silica versus lime for published Roman manganese-decolourised glass (see text for details) compared to the different base glass types identified at Eriswell. Compare to Figure 4.2.6. 169
Figure 4.3.14 – A plot of alumina versus iron oxide for the lightly tinted 'Roman' beads and vessel glass fragments from Eriswell, compared to published data for Roman blue-green, antimony-decolourised and manganese-decolourised glass (see text for details). 169
Figure 4.3.15 – Average rare earth element concentrations for 'Roman' glass from Eriswell, by colour, normalised to the weathered continental crust (see Chapter 2, section 2.3.2.3). Note the logarithmic scale. 175
Figure 4.3.16 – Average sediment-related element concentrations for 'Roman' glass from Eriswell, by colour, normalised to the weathered continental crust (see Chapter 2, section 2.3.2.3). Note the logarithmic scale. 176
Figure 4.4.1 – A plot of magnesia versus potash for 'Saxon I' and 'Saxon II' glass from Eriswell. ..181
Figure 4.4.2 – A plot of phosphate versus potash for 'Saxon I' and 'Saxon II' glass from Eriswell. .181

Figure 4.4.3 – A plot of magnesia versus alumina for 'Saxon I' and 'Saxon II' glass from Eriswell, omitting samples which are likely to have suffered from contamination by alumina (see this chapter, section 4.1 for details). 182
Figure 4.4.4 – A plot of potash versus alumina for 'Saxon I' and 'Saxon II' glass from Eriswell, omitting samples which are likely to have suffered from contamination by alumina (see this chapter, section 4.1 for details). 182
Figure 4.4.5 – A plot of magnesia versus alumina for 'Saxon I' glass from Eriswell, compared to published data for Late Roman 'HIMT 1' and 'HIMT 2' glass from Britain (after Foster and Jackson 2009). Samples which are likely to have been affected by alumina contamination have been omitted (see this chapter, section 4.1 for details). ..183
Figure 4.4.6 – A plot of manganese oxide versus magnesia for early Anglo-Saxon vessel glass (after Freestone *et al.* 2008). 186
Figure 4.4.7 – A plot of manganese oxide versus magnesia for the 'Saxon I' and 'Saxon II' glass types from Eriswell. 187
Figure 4.4.8 – A plot of manganese oxide versus potash for the 'Saxon I' and 'Saxon II' glass types from Eriswell. Opaque red sample ERL104:G193:1311 has been omitted due to its extraordinarily high concentration of potash (2.6% K_2O*). 187
Figure 4.4.9 – A plot of alumina versus magnesia for the 'Saxon I' and 'Saxon II' glass types from Eriswell. Samples which are likely to have suffered from contamination by alumina have been omitted (see this chapter, section 4.1 for details). 190
Figure 4.4.10 – A plot of magnesia versus lime for the 'Saxon I' and 'Saxon II' glass types from Eriswell. 190
Figure 4.4.11 – A plot of manganese oxide versus alumina for the 'Saxon I' and 'Saxon II' glass types from Eriswell. Samples which are likely to have suffered from contamination by alumina have been omitted (see this chapter, section 4.1 for details). 191
Figure 4.4.12 – A plot of magnesia versus lime for Merovingian (5th-7th century) glass from Vicq (Yvelines, N. France) (Velde 1990: 110) and 5th-8th century glass from Italy (Silvestri *et al.* 2005: Group A2/1), compared to the 'Saxon I' and 'Saxon II' glass types from Eriswell. 193
Figure 4.4.13 – A plot of manganese oxide versus magnesia for Merovingian (5th-7th century) glass from Vicq (Yvelines, N. France) (Velde 1990: 110) and 5th-8th century glass from Italy (Silvestri *et al.* 2005: Group A2/1), compared to the 'Saxon I' and 'Saxon II' glass types from Eriswell. 193
Figure 4.4.14 – A plot of magnesia versus lime for Foy *et al.*'s 'Group 2.1' (Foy *et al.* 2003: 84), 5th-8th century glass from Italy (Silvestri *et al.* 2005: Group A2/2) and mid-6th to early 7th century Celtic vessel glass from Wales (Campbell and Lane 1993: 48), compared to 'Saxon I' and 'Saxon II' glass types from Eriswell. 194
Figure 4.4.15 – A plot of manganese oxide versus magnesia for Foy *et al.*'s 'Group 2.1' (Foy *et al.* 2003: 84), 5th-8th century glass from Italy (Silvestri *et al.* 2005: Group A2/2) and mid-6th to early 7th century Celtic vessel glass from Wales (Campbell and Lane 1993: 48), compared to the 'Saxon I' and 'Saxon II' glass types from Eriswell. 194
Figure 4.4.16 – A plot of magnesia versus potash for the 'Saxon I' and 'Saxon II' glass types from Eriswell. 195
Figure 4.4.17 – A plot of magnesia versus phosphate for 'Saxon II (high MgO, low MnO)' and 'Saxon II (high MnO, MnO)' glass from Eriswell. 196
Figure 4.4.18 – A plot of potash versus phosphate for 'Saxon II (high MgO, low MnO)' and 'Saxon II (high MnO, MnO)' glass from Eriswell. 196
Figure 4.4.19 – A plot of alumina versus lime for 'Saxon I' and 'Saxon II' glass from Eriswell, compared to the five major groups of natron glass produced in the Eastern Mediterranean between the 4th and 9th centuries AD (see text for details). Samples which are likely to have been affected by alumina contamination have been omitted (see this chapter, section 4.1). 202
Figure 4.4.20 – Average rare earth elements concentrations for 'Saxon I' and 11 'Saxon II' glass from Eriswell, normalised to the weathered continental crust (see Chapter 2, section 2.3.2.3). Note the logarithmic scale. 205
Figure 4.4.21 – Rare earth element concentrations for 'Saxon I (blue)' glass from Eriswell, by colour, normalised to the weathered continental crust (see Chapter 2, section 2.3.2.3). Note the logarithmic scale. 207

Figure 4.4.22 – Rare earth element concentrations for 'Saxon I (natron)' glass from Eriswell, by colour, normalised to the weathered continental crust (see Chapter 2, section 2.3.2.3). Note the logarithmic scale. 207
Figure 4.4.23 – Rare earth element concentrations for 'Saxon II (natron)' glass form Eriswell, by colour, normalised to the weathered continental crust (see Chapter 2, section 2.3.2.3). Note the logarithmic scale. 208
Figure 4.4.24 – Rare earth element concentrations for 'Saxon II (high MgO, MnO)' glass from Eriswell, by colour, normalised to the weathered continental crust (see Chapter 2, section 2.3.2.3). Note the logarithmic scale. 209
Figure 4.4.25 – Rare earth element concentrations for 'Saxon II (high MgO, low MnO)' glass from Eriswell, by colour, normalised to the weathered continental crust (see Chapter 2, section 2.3.2.3). Note the logarithmic scale. 209
Figure 4.4.26 – Average sediment-related element concentrations for 'Saxon I' and 'Saxon II' glass from Eriswell, normalised to the weathered continental crust (see Chapter 2, section 2.3.2.3). Note the logarithmic scale. 210
Figure 4.4.27 – Sediment-related element concentrations for 'Saxon I (blue)' glass from Eriswell, by colour, normalised to the weathered continental crust (see Chapter 2, section 2.3.2.3). Note the logarithmic scale. 211
Figure 4.4.28 – Sediment-related element concentrations for 'Saxon I (natron)' glass from Eriswell, by colour, normalised to the weathered continental crust (see Chapter 2, section 2.3.2.3). Note the logarithmic scale. 213
Figure 4.4.29 – Sediment-related element concentrations for 'Saxon II (natron)' glass from Eriswell, by colour, normalised to the weathered continental crust (see Chapter 2, section 2.3.2.3). Note the logarithmic scale. 213
Figure 4.4.30 – Sediment-related element concentrations for 'Saxon II (high MgO, MnO)' glass from Eriswell, by colour, normalised to the weathered continental crust (see Chapter 2, section 2.3.2.3). Note the logarithmic scale. 214
Figure 4.4.31 – Sediment-related element concentrations for 'Saxon II (high MgO, low MnO)' glass from Eriswell, by colour, normalised to the weathered continental crust (see Chapter 2, section 2.3.2.3). Note the logarithmic scale. 214
Figure 4.4.32 – A plot of lime versus strontium for the 'Saxon I' and 'Saxon II' samples from Eriswell. 215
Figure 4.4.33 – A plot of alumina versus strontium for the 'Saxon I' and 'Saxon II' samples from Eriswell. 216
Figure 4.4.34 – A plot of magnesia versus strontium for the 'Saxon I' and 'Saxon II' samples from Eriswell. 216
Figure 4.4.35 – A plot of potash versus strontium for the 'Saxon I' and 'Saxon II' samples from Eriswell. 218
Figure 4.4.36 – A plot of phosphate versus strontium for the 'Saxon I' and 'Saxon II' samples from Eriswell. 218
Figure 4.4.37 – Average concentrations of selected trace elements for 'Saxon I' and 'Saxon II' glass from Eriswell (dashed lines), compared to those for early Anglo-Saxon 'Period I' vessel glass (after Freestone *et al.* 2008).....219
Figure 4.4.38 – Average concentrations of selected trace elements for 'Saxon I' and 'Saxon II' glass from Eriswell (dashed lines), compared to those for early Anglo-Saxon 'Period II high MgO, MnO' vessel glass (after Freestone *et al.* 2008). 220
Figure 4.4.39 – Average concentrations of selected trace elements for 'Saxon I' and 'Saxon II' glass from Eriswell (dashed lines), compared to those for early Anglo-Saxon 'Period II high MgO, low MnO' vessel glass (after Freestone *et al.* 2008).....220
Figure 4.5.1 – A plot of alumina versus lime for 'HIMT' glass from Eriswell, compared to the five major groups of natron glass produced in the Eastern Mediterranean between the 4th and 9th centuries AD (see text for details). Samples which are likely to have been affected by alumina contamination have been omitted (see this chapter, section 4.1 for details). 224
Figure 4.5.2 – A plot of magnesia versus manganese oxide for 'HIMT' glass from Eriswell, compared to published data for Late Roman 'HIMT 1' and 'HIMT 2' glass from Britain (after Foster and Jackson 2009). 224

Figure 4.5.3 – A plot of alumina versus iron oxide for 'HIMT' glass from Eriswell, compared to published data for Late Roman 'HIMT 1' and 'HIMT 2' glass from Britain (after Foster and Jackson 2009). Samples which are likely to have been affected by iron and alumina contamination have been omitted (see this chapter, section 4.1 for details). 225
Figure 4.5.4 – A plot of iron oxide versus manganese oxide for 'HIMT' glass from Eriswell, compared to published data for Late Roman 'HIMT 1' and 'HIMT 2' glass from Britain (after Foster and Jackson 2009). Samples which are likely to have been affected by iron contamination have been omitted (see this chapter, section 4.1 for details). 225
Figure 4.5.5 – Rare earth element concentrations for 'HIMT' glass from Eriswell, by colour, normalised to the weathered continental crust (see Chapter 2, section 2.3.2.3). All samples are from bead ERL104:G268:3260 (*Candy Variant*). Note the logarithmic scale. 228
Figure 4.5.6 – Sediment-related element concentrations for 'HIMT' glass from Eriswell, by colour, normalised to the weathered continental crust (see Chapter 2, section 2.3.2.3). All samples are from bead ERL104:G268:3260 (*Candy Variant*). Note the logarithmic scale. 229
Figure 4.5.7 – A plot of lime versus strontium for 123 published 'HIMT 1' glass samples (after Foster and Jackson 2009), compared to the different base glass types identified at Eriswell. 230
Figure 4.6.1 – A plot of alumina versus lime for 'Levantine I' glass from Eriswell, compared to the five major groups of natron glass produced in the Eastern Mediterranean between the 4th and 9th centuries AD (see text for details). Samples which are likely to have been affected by alumina contamination have been omitted (see this chapter, section 4.2 for details). 232
Figure 4.6.2 – Rare earth element concentrations for 'Levantine I' glass from Eriswell, by colour, normalised to the weathered continental crust (see Chapter, 2, section 2.3.2.3). Note the logarithmic scale. 234
Figure 4.6.3 – Average rare earth element concentrations for 'Levantine I' glass from Eriswell, compared to 'Levantine' glass from Apollonia-Arsuf and Bet Eli'ezer in Israel (unpublished LA-ICP-MS data courtesy of Ian Freestone). Data are normalised to the weathered continental crust (see Chapter 2, section 2.3.2.3). Note the logarithmic scale. 235
Figure 4.6.4 – Sediment-related element concentrations for 'Levantine I' glass from Eriswell, by colour, normalised to the weathered continental crust (see Chapter, 2, section 2.3.2.3). Note the logarithmic scale. 236
Figure 4.6.5 – Average concentrations of selected sediment-related elements for 'Levantine I' glass from Eriswell, compared to 'Levantine' glass from Apollonia-Arsuf and Bet Eli'ezer in Israel (unpublished LA-ICP-MS data courtesy of Ian Freestone). Data are normalised to the weathered continental crust (see Chapter 2, section 2.3.2.3). Note the logarithmic scale. 237
Figure 4.6.6 – A plot of lime versus strontium for 24 published 4th century 'Levantine I' glass samples from Britain (after Foster and Jackson 2009), compared to the different base glass types identified at Eriswell. 238
Figure 4.7.1 – A plot of alumina versus lime for 'A2b Blue' glass from Eriswell, compared to the five major groups of natron glass produced in the Eastern Mediterranean between the 4th and 9th centuries AD (see text for details). 240
Figure 4.7.2 – Rare earth element concentrations for 'A2b Blue' glass form Eriswell, by colour, normalised to the weathered continental crust (see Chapter 2, section 2.3.2.3). Note the logarithmic scale. 241
Figure 4.7.3 – Sediment-related element concentrations for 'A2b Blue' glass from Eriswell, by colour, normalised to the weathered continental crust (see Chapter 2, section 2.3.2.3). Note the logarithmic scale. 242
Figure 4.8.1 – Stacked histogram showing the relationship between the base glass types used for the bodies of the beads from Eriswell and Brugmann's chronological attributions. 248
Figure 4.8.2 – Stacked histogram showing the relationship between the base glass types used for the decoration on polychrome beads from Eriswell and Brugmann's chronological attributions. 249

Figure 4.8.3 – An approximate chronology for the base glass types identified at Eriswell, based solely upon Brugmann's chronology (see text for details). Note that 'HIMT' glass is likely to reflect recycled material from the preceding 4th century, but this cannot be confirmed at present. 252
Figure 4.8.4 – An approximate chronology for the base glass types identified at Eriswell in use after the 5th century AD, based upon the chronology proposed by Hines *et al.* (in press). The dashed areas reflect uncertainties in the date ranges provided by the radiocarbon dates and the use of certain glass types; the more widely spaced dashes reflect greater uncertainty. There are considerable uncertainties relating to the end of phase A, meaning that it is not entirely clear when glass types in use during this period ceased to be used; this uncertainly is indicated by the red dashed line. Note that 'HIMT' glass is likely to reflect recycled material from the preceding 4th century, but this cannot be confirmed at present. 252
Figure 4.8.5 – An approximate chronology for the base glass types identified at Eriswell, based upon subjective judgements made from Brugmann's chronology (Figure 4.8.3), Hines *et al.*'s chronology (Figure 4.8.4), the compositional characteristics of the glass and published data (see text for details). The dashed areas reflect uncertainties in the use of certain glass types; the more widely spaced dashes reflect greater uncertainty. Note that 'HIMT' glass is likely to reflect recycled material from the preceding 4th century, but this cannot be confirmed at present. 253
Figure 4.9.1 – Stacked histogram showing the relationship between the different base glass types used for the bodies of the beads from Eriswell and their translucency/opacity. Note that 'dark' glass is treated as translucent. 256
Figure 4.9.2 – Stacked histogram showing the relationship between the base glass types used for the decoration on polychrome beads from Eriswell and their translucency/opacity. Note that 'dark' glass is treated as translucent. 256
Figure 4.9.3 – Stacked histogram showing the relationship between the different base glass types used for the bodies of the translucent beads from Eriswell and their colour. 258
Figure 4.9.4 – Stacked histogram showing the relationship between the base glass types used for the translucent decoration on polychrome beads from Eriswell and its colour. 259
Figure 4.9.5 – Stacked histogram showing the relationship between the base glass types used for the bodies of the opaque beads from Eriswell and their colour. 261
Figure 4.9.6 – Stacked histogram showing the relationship between the base glass types used for the opaque decoration on polychrome beads from Eriswell and its colour. 262
Figure 4.10.1 – Stacked histogram showing the relationship between the base glass types used for the bodies of the polychrome and monochrome beads from Eriswell. 268
Figure 4.10.2 – Stacked histogram showing the base glass types used for the bodies of the different bead types from Eriswell, ordered by their phase attributions. These beads are covered by the typologies in Brugmann (2004) and Penn and Brugmann (2007). 270
Figure 4.10.3 – Stacked histogram showing the 'Saxon' base glass types used for the bodies of the different bead types from Eriswell, ordered by their phase attributions. These beads are covered by the typologies in Brugmann (2004) and Penn and Brugmann (2007). .271
Figure 4.10.4 – Stacked histogram showing the base glass types used for the applied decoration on the different polychrome bead types from Eriswell, ordered by their phase attributions. These beads are covered by the typologies in Brugmann (2004) and Penn and Brugmann (2007). 272
Figure 4.10.5 – Stacked histogram showing the 'Saxon' base glass types used for the applied decoration on the different polychrome bead types from Eriswell, ordered by their phase attributions. These beads are covered by the typologies in Brugmann (2004) and Penn and Brugmann (2007). 273
Figure 4.10.6 – Stacked histogram showing the base glass types used for the bodies of the different bead types from Eriswell, attributed to phases according to their compositional attributes. These beads are *not* covered by the typologies in Brugmann (2004) and Penn and Brugmann (2007). * denotes bead sub-types that have been grouped together. 276
Figure 4.10.7 – Stacked histogram showing the 'Saxon' base glass types used for the bodies of the different bead types from Eriswell, attributed to phases according to their compositional attributes. These beads are *not* covered by the typologies in Brugmann (2004) and Penn and Brugmann (2007). * denotes bead sub-types that have been grouped together. 277

Figure 4.10.8 – Stacked histogram showing the base glass types used for the applied decoration on the different polychrome bead types from Eriswell, attributed to phases according to their compositional attributes. These beads are *not* covered by the typologies in Brugmann (2004) and Penn and Brugmann (2007). * denotes bead sub-types that have been grouped together. 278
Figure 4.10.9 – Stacked histogram showing the 'Saxon' base glass types used for the applied decoration on the different polychrome bead types from Eriswell, attributed to phases according to their compositional attributes. These beads are *not* covered by the typologies in Brugmann (2004) and Penn and Brugmann (2007). * denotes bead sub-types that have been grouped together. 279
Figure 4.10.10 – Stacked histogram showing the base glass types used for the bodies of the different bead types from Eriswell, ordered by their main distribution. These beads are covered by the typologies in Brugmann (2004) and Penn and Brugmann (2007). .282
Figure 4.10.11 – Stacked histogram showing the 'Saxon' base glass types used for the bodies of the different bead types from Eriswell, ordered by their main distribution. These beads are covered by the typologies in Brugmann (2004) and Penn and Brugmann (2007). 283
Figure 4.10.12 – Stacked histogram showing the base glass types used for applied decoration on the different polychrome bead types from Eriswell, ordered by their main distribution. These beads are covered by the typologies in Brugmann (2004) and Penn and Brugmann (2007). 284
Figure 4.10.13 – Stacked histogram showing the 'Saxon' base glass types used for applied decoration on the different polychrome bead types from Eriswell, ordered by their main distribution. These beads are covered by the typologies in Brugmann (2004) and Penn and Brugmann (2007). 285
Figure 4.10.14 – Stacked histogram showing the base glass types used for the bodies of the different bead types from Eriswell, ordered by their possible production zones based upon their compositional attributes. These beads are *not* covered by the typologies in Brugmann (2004) and Penn and Brugmann (2007). * denotes bead sub-types that have been grouped together. 287
Figure 4.10.15 – Stacked histogram showing the 'Saxon' base glass types used for the bodies of the different bead types from Eriswell, ordered by their possible production zones based upon their compositional attributes. These beads are *not* covered by the typologies in Brugmann (2004) and Penn and Brugmann (2007). * denotes bead sub-types that have been grouped together. 288
Figure 4.10.16 – Stacked histogram showing the base glass types used for applied decoration on the different polychrome bead types from Eriswell, ordered by their possible production zones based upon their compositional attributes. These beads are *not* covered by the typologies in Brugmann (2004) and Penn and Brugmann (2007). * denotes bead sub-types that have been grouped together. 289
Figure 4.10.17 – Stacked histogram showing the 'Saxon' base glass types used for applied decoration on the different polychrome bead types from Eriswell, ordered by their possible production zones based upon their compositional attributes. These beads are *not* covered by the typologies in Brugmann (2004) and Penn and Brugmann (2007). * denotes bead sub-types that have been grouped together. 290
Figure 4.10.18 – A plot of cobalt versus nickel in the translucent cobalt-blue bead types from Eriswell (LA-ICP-MS data). * denotes bead sub-types that have been grouped together. 305
Figure 4.10.19 – A plot of iron oxide versus lead oxide in the translucent cobalt-blue bead types from Eriswell covered by the typologies in Brugmann (2004) and Penn and Brugmann (2007). The dashed line represents the approximate detection limits for lead oxide. * denotes bead sub-types that have been grouped together. 305
Figure 4.10.20 – A plot of iron oxide versus lead oxide in the translucent cobalt-blue bead types from Eriswell covered by the typologies in Brugmann (2004) and Penn and Brugmann (2007). The dashed line represents the approximate detection limits for lead oxide. * denotes bead sub-types that have been grouped together. 306
Figure 4.10.21 – A translucent blue-green globular beaker from Wye Down, Kent (Evison 2008: 141). Six turns of a translucent blue trail are applied to the neck and shoulder, and another six vertical loops to the lower half of the vessel (Evison 2008: cat no. 148). ..308

Figure 4.11.1 – Stacked histogram showing the relationship between the composition of bead bodies and grave number in cemetery ERL 046 at Eriswell. 311
Figure 4.11.2 – Stacked histogram showing the relationship between the composition of 'Saxon' type bead bodies and grave number in cemetery ERL 046 at Eriswell. 311
Figure 4.11.3 – Stacked histogram showing the relationship between the composition of applied decoration on polychrome beads and grave number in cemetery ERL 046 at Eriswell. 312
Figure 4.11.4 – Stacked histogram showing the relationship between the composition of 'Saxon' type applied decoration on polychrome beads and grave number in cemetery ERL 046 at Eriswell. 312
Figure 4.11.5 – Stacked histogram showing the relationship between the composition of bead bodies and grave number in cemetery ERL 104 at Eriswell. 313
Figure 4.11.6 – Stacked histogram showing the relationship between the composition of 'Saxon' type bead bodies of and grave number in cemetery ERL 104 at Eriswell. 314
Figure 4.11.7 – Stacked histogram showing the relationship between the composition of applied decoration on polychrome beads and grave number in cemetery ERL 104 at Eriswell. 315
Figure 4.11.8 – Stacked histogram showing the relationship between the composition of 'Saxon' type applied decoration on polychrome beads and grave number in cemetery ERL 104 at Eriswell. 316
Figure 4.11.9 – Stacked histogram showing the relationship between the composition of bead body and grave number in cemetery ERL 114 at Eriswell. 317
Figure 4.11.10 – Stacked histogram showing the relationship between the composition of 'Saxon' type bead bodies and grave number in cemetery ERL 114 at Eriswell. 317
Figure 4.11.11 – Stacked histogram showing the relationship between the composition of applied decoration on polychrome beads and grave number in cemetery ERL 114 at Eriswell. 318
Figure 4.11.12 – Stacked histogram showing the relationship between the composition of 'Saxon' type applied decoration on polychrome beads and grave number in cemetery ERL 114 at Eriswell. 318
Figure 4.11.13 – The number of graves at Eriswell in which the different base glass types identified are represented. 325
Figure 5.1.1 – A plot of iron oxide versus manganese oxide for the naturally coloured samples from Eriswell, showing 'light' ('metal-in-glass'), blue-green and yellow tints. Compare to Figure 5.1.2. 331
Figure 5.1.2 – A plot of iron oxide versus manganese oxide for the naturally coloured samples from Eriswell, showing the different tints identified. Compare to Figure 5.1.3. 332
Figure 5.1.3 – A plot of iron oxide versus manganese oxide for the naturally coloured samples from Eriswell, showing the different base glass types identified. Compare to Figure 5.1.2. 332
Figure 5.1.4 – A plot of antimony oxide versus manganese oxide in the naturally coloured samples from Eriswell, showing the different tints identified. Compare to Figure 5.1.5. The dashed line represents the approximate detection limits for antimony. 333
Figure 5.1.5 – A plot of antimony oxide versus manganese oxide in the naturally coloured samples from Eriswell, showing the different base glass types identified. Compare to Figure 5.1.4. The dashed line represents the approximate detection limits for antimony. 333
Figure 5.1.6 – BSE micrograph showing 'light' sample ERL104:G315:3244, a *Constricted Segmented* ('metal-in-glass') bead. A layer of gold foil (bright white) is visible sandwiched between two layers of soda-lime-silica glass (grey). 335
Figure 5.1.7 – BSE micrograph showing 'light' sample ERL104:G358:2762, a *Constricted Segmented* ('metal-in-glass') bead. A layer of silver foil (bright white) is visible sandwiched between two layers of soda-lime-silica glass (grey). 335
Figure 5.1.8 – Colourant and colourant-related element concentrations for translucent blue-green sample ERL104:G290:1721 and translucent green sample ERL104:G268:3260 from Eriswell. Note the logarithmic scale. 337
Figure 5.1.9 – A plot of iron oxide versus manganese oxide for the translucent pink-brown samples from Eriswell, compared to the naturally coloured samples (Figure 5.1.1). 339
Figure 5.1.10 – A plot of manganese oxide versus magnesia for the translucent pink-brown samples from Eriswell, compared to 'Saxon I' glass (see Chapter 4, section 4.4). 339

Figure 5.1.11 – A plot of iron oxide versus lead oxide for the translucent cobalt-blue samples from Eriswell, showing the different base glass types identified. The dashed line represents the approximate detection limits for lead. 342
Figure 5.1.12 – A plot of antimony oxide versus manganese oxide in the translucent cobalt-blue samples from Eriswell, showing the different base glass types identified. The dashed line represents the approximate detection limits for antimony. 342
Figure 5.1.13 – BSE micrograph showing translucent blue sample ERL114:G450:1590, a *Constricted Cylindrical variation* bead. An irregular particle of calcium phosphate (pale grey) is visible within a soda-lime-silica glass matrix (grey). The black areas represent bubbles and voids. 344
Figure 5.1.14 – BSE micrograph showing translucent blue sample ERL046:G44:1015, a *Constricted Cylindrical* bead. Three sub-angular grains of silica (dark grey) and numerous calcium-iron-aluminium-silicate crystals (pale grey) are visible in a soda-lime-silica glass matrix. The bright white particles are metallic copper, containing approximately 2% nickel. 344
Figure 5.1.15 – BSE micrograph showing translucent blue sample ERL104:G263:1411, a *Constricted Cylindrical* bead. A complex cobalt-rich inclusion is visible within a soda-lime-silica glass matrix. For a detailed analysis of the individual phases present, refer to Appendix L. 345
Figure 5.1.16 – Average colourant and colourant-related element concentrations for the translucent cobalt-blue samples from Eriswell, showing the different base glass types identified. Note the logarithmic scale. 347
Figure 5.1.17 – A plot of cobalt versus copper for the translucent cobalt-blue samples from Eriswell, showing the different base glass types identified. 349
Figure 5.1.18 – A plot of cobalt versus iron for the translucent cobalt-blue samples from Eriswell, showing the different base glass types identified. 349
Figure 5.1.19 – A plot of cobalt versus nickel for the translucent cobalt-blue samples from Eriswell, showing the different base glass types identified. 350
Figure 5.1.20 – A plot of cobalt versus zinc for the translucent cobalt-blue samples from Eriswell, showing the different base glass types identified. 350
Figure 5.1.21 – A plot of cobalt versus lead for the translucent cobalt-blue samples from Eriswell, showing the different base glass types identified. 352
Figure 5.1.22 – A plot of cobalt versus antimony for the translucent cobalt-blue samples from Eriswell, showing the different base glass types identified. 'Roman' samples have been omitted due to the introduction of antimony with the base glass. 352
Figure 5.1.23 – A plot of cobalt versus indium for the translucent cobalt-blue samples from Eriswell, showing the different base glass types identified. 353
Figure 5.1.24 – A plot of cobalt versus arsenic for the translucent cobalt-blue samples from Eriswell, showing the different base glass types identified. 353
Figure 5.1.25 – A plot of the ratios of Ni/Co versus Zn/Co for the translucent cobalt-blue samples from Eriswell, showing the different base glass types identified. 355
Figure 5.1.26 – A plot of the ratios of Ni/Co versus Cu/Co for the translucent cobalt-blue samples from Eriswell, showing the different base glass types identified. 355
Figure 5.1.27 – A plot of the ratios of Cu/Co versus Zn/Co for the translucent cobalt-blue samples from Eriswell, showing the different base glass types identified. 356
Figure 5.1.28 – A plot of copper oxide versus lead oxide for the translucent copper-green and turquoise glasses from Eriswell. 358
Figure 5.1.29 – BSE micrograph showing translucent copper-green sample ERL104:G242:2266, a *Green Cylindrical* bead. A lead-rich soda-lime-silica glass matrix is visible, relatively free of inclusions except for a few sparse bubbles and voids. The brighter areas of glass are richer in lead, and have resulted from poor mixing of the batch. 359
Figure 5.1.30 – BSE micrograph showing sample ERL104:G290:1721, a *Mosaic?* bead. Three different colours of soda-lime-silica glass can be seen. The pale grey glass to the left is a lead-rich opaque red glass, coloured and opacified by nanoparticles of metallic copper. The darker grey glass in the centre is opaque yellow, coloured and opacified by lead-tin oxide (white crystals). The pale grey glass to the right is a lead-rich translucent copper-green glass. The dark grey streak running down the centre of the sample is lower in lead, and has resulted from poor mixing of the batch. Numerous large bubbles and voids are visible, particularly in the red glass. Note how the three colours have mixed at their boundaries. 359

Figure 5.1.31 – BSE micrograph showing sample ERL104:G144:2567, a *Traffic Light Twisted Trail* bead. The pale grey glass is a lead-rich opaque yellow soda-lime-silica glass, opacified by lead-tin oxide (white crystals). Heavily inter-mixed with this is a translucent green glass (dark grey) containing slightly less lead. The dark grey crystals visible in both colours correspond to the mineral wollastonite ($CaSiO_3$). 360
Figure 5.1.32 – A plot of copper oxide versus tin oxide for the translucent copper-green and turquoise samples from Eriswell. The dashed line represents the approximate detection limits for tin oxide. 362
Figure 5.1.33 – A plot of tin oxide versus lead oxide for the translucent copper-green samples from Eriswell, compared to opaque yellow samples (see this chapter, section 5.2.2). The dashed line represents the approximate detection limits for tin oxide. 362
Figure 5.1.34 – A plot of tin oxide versus lead oxide for the translucent copper-green samples from Eriswell, compared to opaque copper-green samples (see this chapter, section 5.2.2). The dashed line represents the approximate detection limits for tin oxide. 363
Figure 5.1.35 – A plot of copper oxide versus zinc oxide for the translucent copper-green and turquoise samples from Eriswell. The dashed line represents the approximate detection limits for zinc oxide. 363
Figure 5.1.36 – BSE micrograph showing translucent copper-green sample ERL104:G290:1721, a *Mosaic?* bead. Several large angular inclusions of copper oxide are visible, which are likely to represent relicts of the colourant. These are immediately surrounded by numerous acicular calcium silicate crystals, corresponding to the mineral wollastonite ($CaSiO_3$). The bright white crystals visible in the surrounding soda-lime silicate glass matrix are lead-tin oxide. The black area to the top-left is a void. 365
Figure 35.1.37 – BSE micrograph showing translucent copper-green sample ERL104:G290:1721, a *Mosaic?* bead. A bright copper-rich area of soda-lime-silica glass is visible containing numerous dark grey acicular calcium silicate crystals, corresponding to the mineral wollastonite ($CaSiO_3$). The sparse bright white flecks in the surrounding soda-lime-silica glass are lead-tin oxide crystals. 365
Figure 5.1.38 – BSE micrograph showing translucent copper-green sample ERL104:G362:1961 & 1969, a *Traffic Light Twisted Trail* bead. A small sub-angular sodium-aluminium-silicate inclusion (black) corresponding to the mineral nepheline ($Na_3KAl_4Si_4O_{16}$) is visible containing a crystal of lead-tin oxide in its centre. The sparse bright white crystals in the surrounding soda-lime-silica glass matrix are lead-tin oxide. The darker grey patches are rich in calcium, and are likely to represent devitrification products. 367
Figure 5.1.39 – BSE micrograph showing translucent copper-green sample ERL046:G38:1048, a *YellowGreen* bead. A small irregular sodium aluminium silicate sulphate inclusion (black) corresponding to the mineral lazurite ($Na_3Ca(Al_3Si_3O_{12})S$) is visible associated with crystals of lead-tin oxide (white). 367
Figure 5.1.40 – Average colourant and colourant-related element concentrations for the translucent copper-green and turquoise samples from Eriswell, showing the different base glass types identified. Note the logarithmic scale. 369
Figure 5.1.41 – A plot of copper versus arsenic for the translucent copper-green and turquoise samples from Eriswell. 369
Figure 5.1.42 – A plot of copper versus silver for the translucent copper-green and turquoise samples from Eriswell. 370
Figure 5.1.43 – A plot of silica versus iron oxide for the 'dark' samples from Eriswell, showing the different base glass types identified. 371
Figure 5.1.44 – A plot of tin oxide versus lead oxide for the 'dark' samples from Eriswell, showing the different base glass types identified. The dashed lines represent the approximate detection limits for tin oxide and lead oxide. 371
Figure 5.1.45 – BSE micrograph showing 'dark' sample ERL104:G343:1671, a *Dark Globular* bead. An angular fragment of iron oxide (pale grey) can be seen in a soda-lime-silica glass matrix (dark grey). The glass at the boundary of this inclusion is slightly enriched in iron, and whilst this could just be resolved in the SEM it is not easy to see here. 373
Figure 5.1.46 – BSE micrograph showing 'dark' sample ERL104:G144:2559, a *Dark Globular* bead. A fragment of iron scale (pale grey) is visible in a soda-lime-silica glass matrix (dark grey). 374

Figure 5.1.47 – BSE micrograph showing 'dark' sample ERL104:G242:2273, a *Miniature Dark* bead. Two inclusions of fayalitic slag (dark grey) in a high-lead soda-lime-silica glass matrix coloured by iron (pale grey) are visible. The slag particles consist of irregular wüstite grains (1), together with intergrowths of fayalite (2) and interstitial silicate glass (3). The slag has clearly begun to dissolve in the surrounding glass. 374
Figure 5.1.48 – BSE micrograph showing 'dark' sample ERL104:G290:1734, a *DarkPoly4* bead. An irregular inclusion consisting of grains of iron oxide corresponding to wüstite (FeO) is visible (pale grey) in a soda-lime-silica glass matrix (dark grey). 375
Figure 5.1.49 – Colourant and colourant-related elements for the 'dark' samples from Eriswell, showing the different base glass types identified. Note the logarithmic scale. 378
Figure 5.2.1 – A plot of tin oxide versus lead oxide for the white samples from Eriswell. Compare to Figure 5.2.2. The dashed lines represent the approximate detection limits for tin oxide and lead oxide. 381
Figure 5.2.2 – A plot of tin oxide versus lead oxide for the opaque white samples from Eriswell, showing the different base glass types identified. Compare to Figure 5.2.1. The dashed lines represent the approximate detection limits for tin oxide and lead oxide. .381
Figure 5.2.3 – A plot of tin oxide versus antimony oxide for the white samples from Eriswell. Compare to Figure 5.2.4. The dashed lines represent approximate detection limits for tin oxide and antimony oxide. 382
Figure 5.2.4 – A plot of tin oxide versus antimony oxide for the opaque white samples from Eriswell, showing the different base glass types identified. Compare to Figure 5.2.4. The dashed lines represent approximate detection limits for tin oxide and antimony oxide. 382
Figure 5.2.5 – BSE micrograph showing opaque white sample ERL104:G193:1312, a *Cylindrical Round* bead. Bright white crystals of cassiterite (tin oxide), heterogeneously dispersed in a lead-rich soda-lime-silica glass matrix (grey), act as the opacifying agent. 383
Figure 5.2.6 – BSE micrograph showing opaque white sample ERL104:G237:1151, a *Cylindrical Round* bead. Bright white crystals of cassiterite (tin oxide), heterogeneously dispersed in a lead-rich soda-lime-silica glass matrix (grey), act as the opacifying agent. Several voids (black) and bubbles are also visible. 383
Figure 5.2.7 – BSE micrograph showing opaque white sample ERL104:G107:1128, a *Koch34* bead. Bright white crystals of cassiterite (tin oxide), heterogeneously dispersed in a lead-rich soda-lime-silica glass matrix (grey), act as the opacifying agent. Several large bubbles can also be seen. 384
Figure 5.2.8 – BSE micrograph showing opaque white sample ERL104:G195:1352, a *Koch34* bead. Bright white crystals of cassiterite (tin oxide), heterogeneously dispersed in a lead-rich soda-lime-silica glass matrix (grey), act as the opacifying agent. Numerous bubbles are also visible. 384
Figure 5.2.9 – BSE micrograph showing opaque white sample ERL104:G367:3625, a *White Cylindrical, pentagonal* bead. A heterogeneous dispersion of tiny bubbles of varying size act as the opacifying agent. 385
Figure 5.2.10 – BSE micrograph showing opaque white sample ERL104:G367:3619, a *WhitePoly3* bead. A heterogeneous dispersion of tiny bubbles of varying size act as the opacifying agent. 385
Figure 5.2.11 – BSE micrograph showing sample ERL114:G422:1454, a *BlueGreen Spiral* bead. A heterogeneous dispersion of tiny bubbles of varying size act as the opacifying agent in the opaque white glass at the top of the image. The grey soda-lime-silica glass at the bottom of the image represents translucent cobalt-blue applied decoration. The large bright elongated inclusion is a fragment of iron oxide scale, probably pulled from the mandrel, which has begun to partially dissolve in the surrounding glass matrix. 387
Figure 5.2.12 – BSE micrograph showing opaque white sample ERL114:G450:1164, a *WhitePoly2* bead. A sparse dispersion of tiny bubbles of varying size act as the opacifying agent. Small hollow crystals of calcium silicate (pale grey), corresponding to wollastonite ($CaSiO_3$) are visible throughout the glass matrix. 387
Figure 5.2.13 – A plot of reduced (*) alumina and iron oxide in the opaque white samples from Eriswell. Compare to Figure 5.2.14. 389

Figure 5.2.14 – A plot of reduced (*) alumina and iron oxide in the opaque white samples from Eriswell, showing the different base glass types identified. Compare to Figure 5.2.13. 389
Figure 5.2.15 – Average colourant and colourant-related elements for the opaque white samples from Eriswell, showing the different base glass types identified. Note the logarithmic scale. 391
Figure 5.2.16 – A plot of indium versus tin for the opaque white samples from Eriswell. Note the logarithmic scale. 391
Figure 5.2.17 – A plot of soda versus lead oxide for the opaque yellow and opaque green samples from Eriswell. 393
Figure 5.2.18 – A plot of lime versus lead oxide for the opaque yellow and opaque green samples from Eriswell. 394
Figure 5.2.19 – A plot of silica versus lead oxide for the opaque yellow and opaque green samples from Eriswell. 394
Figure 5.2.20 – A plot of tin oxide versus lead oxide for the opaque yellow and opaque green samples from Eriswell. Compare to Figure 5.2.21. The dashed line represents the approximate detection limits for tin oxide. 395
Figure 5.2.21 – A plot of tin oxide versus lead oxide for the opaque yellow and opaque green samples from Eriswell, showing the different base glass types identified. Compare to Figure 5.2.20. The dashed line represents the approximate detection limits for tin oxide. 395
Figure 5.2.22 – BSE micrograph showing sample ERL104:G144:2598, a *Traffic Light Twisted Trail* bead. Three different colours of soda-lime-silica glass are visible: opaque red (left), opaque yellow (centre) and translucent green (right). The opaque yellow glass appears brighter due to the higher concentration of lead in this glass. Bright white crystals of lead-tin oxide are visible heterogeneously dispersed in both the opaque yellow and translucent green colours, but are much sparser in the latter. A number of large bubbles (black) are also visible. 397
Figure 5.2.23 – BSE micrograph showing sample ERL104:G281:1797, a *Koch34* bead. The darker grey soda-lime-silica glass is opaque red, coloured and opacified by nanoparticles of metallic copper. The pale grey soda-lime-silica glass is opaque yellow, coloured and opacified by a dispersion of lead-tin oxide crystals (white). The opaque yellow glass appears brighter in the image due to the higher concentration of lead present. Several bubbles are also visible. 398
Figure 5.2.24 – BSE micrograph showing opaque yellow sample ERL046:G18:1787, a *Norfolk Melon related?* bead. Several irregular crystals of lead-tin oxide (white) are visible heterogeneously dispersed in a lead-rich soda-lime-silica glass matrix (grey). The pale grey streaks result from variations in the lead content, which results from poor mixing of the batch. 398
Figure 5.2.25 – BSE micrograph showing opaque yellow sample ERL104:G195:1356, a *Segmented Globular* bead. A large sub-angular inclusion rich in lead and tin is visible, containing an abundance of lead-tin oxide crystals (white) in a lead-rich soda-lime-silica glass matrix (grey). The glass is opacified by a heterogeneous dispersion of lead-tin oxide crystals (white). 399
Figure 5.2.26 – BSE micrograph showing an enlargement of the sub-angular aggregate of lead-tin oxide crystals (white) in opaque yellow sample ERL104:G195:1356, shown in Figure 5.2.25. Within this aggregate, small particles of sodium aluminium silicate corresponding to the mineral nepheline ($Na_3KAl_4Si_4O_{16}$) can be seen (black). 399
Figure 5.2.27 – BSE micrograph showing opaque yellow sample ERL104:G367:3627, a *Norfolk Melon related?* bead. A large irregular region rich in lead and tin, containing a dense dispersion of lead-tin oxide crystals (white), is visible within a lead-rich soda-lime-silica glass matrix (grey). Large particles of sodium aluminium silicate, corresponding to the mineral nepheline ($Na_3KAl_4Si_4O_{16}$), are clearly visible (black). .400
Figure 5.2.28 – BSE micrograph showing opaque green sample ERL104:G242:3321, a *Green Constricted Segmented* bead. A very sparse and heterogeneous dispersion of lead-tin oxide crystals (white) can be seen, together with several diamond-shaped crystals of tin oxide rich in calcium and silicon (pale grey). Also visible are a number of irregular aggregates of sodium calcium silicate (dark grey) associated with lead-tin oxide (white flecks). The brighter streaks in the soda-lime-silica glass matrix reflect variations in the lead content, resulting from poor mixing of the batch. 402

Figure 5.2.29 – BSE micrograph showing opaque green sample ERL104:G242:2273/11, a *Green Constricted Segmented* bead. A sparse, heterogeneous dispersion of lead-tin oxide crystals (white) is visible. Some of these are associated with several large aggregates of sodium calcium silicate (dark grey).....402
Figure 5.2.30 – BSE micrograph showing opaque yellow sample ERL104:G242:2217, a *Yellow Globular, opaque* bead. Numerous lead-tin oxide crystals (white) are visible heterogeneously dispersed in a lead-rich soda-lime-silica glass matrix (grey). Several small sodium aluminium silicate inclusions (black), corresponding to the mineral nepheline ($Na_3KAl_4Si_4O_{16}$), can be seen associated with some of these opacifying crystals. A number of bubbles are also visible.....403
Figure 5.2.31 – BSE micrograph showing opaque yellow sample ERL046:G03:1303, a *Norfolk YellowRed* bead. Several lead-tin oxide crystals (white) are visible heterogeneously dispersed in a lead-rich soda-lime-silica glass matrix (grey). An agglomerate of sodium aluminium silicate inclusions (black), corresponding to the mineral nepheline ($Na_3KAl_4Si_4O_{16}$), can be seen associated with some of these opacifying crystals. Several cracks in the glass are also visible to the bottom-right. 403
Figure 5.2.32 – BSE micrograph showing opaque yellow sample ERL114:G422:1453, a *Norfolk Melon* bead. Numerous lead-tin oxide crystals (white) are visible heterogeneously dispersed in a lead-rich soda-lime-silica glass matrix (grey). Two sodium aluminium silicate inclusions (black), corresponding to the mineral lazurite ($Na_3Ca(Al_3Si_3O_{12})S$), are visible associated with lead-tin oxide crystals. 406
Figure 5.2.33 – BSE micrograph showing opaque yellow sample ERL104:G242:2161, a *RedPoly2* bead. A heterogeneous dispersion of lead-tin oxide crystals (white) is visible in a lead-rich soda-lime-silica glass matrix (grey). Numerous acicular calcium silicate crystals (dark grey), corresponding to wollastonite ($CaSiO_3$), can be seen. Several particles of sodium aluminium silicate, corresponding to the mineral nepheline ($Na_3KAl_4Si_4O_{16}$), are also visible (black). Some of these are associated with a small aggregate of lead-tin oxide crystals (white) and lead-silicate (very pale grey) towards the top of the image. The porous areas to the top-left and top-right of the image are weathered glass.....406
Figure 5.2.34 – BSE micrograph showing opaque green sample ERL104:G352:2812, a *Green Globular* bead. Crystals of lead-tin oxide (white) are visible heterogeneously dispersed in a lead-rich soda-lime-silica glass matrix (grey). The bright grain towards the centre of the image is rich in lead and silica, and is surrounded by numerous acicular calcium silicate crystals (dark grey). The glass matrix appears brighter in the areas immediately surrounding this due to the higher concentrations of lead in these regions. 407
Figure 5.2.35 – BSE micrograph showing opaque green sample ERL104:G367:3646, a *Green Globular* bead. A sparse and heterogeneous dispersion of lead-tin oxide crystals (white) are visible in a lead-rich soda-lime-silica glass matrix (grey). The brighter streaks in the glass are slightly higher in lead, and result from poor mixing of the batch. Several small sodium aluminium silicate inclusions (black), corresponding to the mineral (nepheline, $Na_3KAl_4Si_4O_{16}$) can also be seen, together with several acicular and euhedral crystals of calcium silicate (dark grey). The large irregular inclusion towards the top of the image is likely to reflect part of the refractory ceramic in which the glass was melted, and contains several grains of silica (darker grey).....407
Figure 5.2.36 – BSE micrograph showing opaque yellow sample ERL104:G242:2206, a *Yellow Globular, opaque* bead. A heterogeneous dispersion of lead-tin oxide crystals (white) is visible heterogeneously dispersed in a lead-rich soda-lime-silica glass matrix (grey). The brighter areas of the glass matrix are lightly richer in lead. A sub-angular silica grain is visible (dark grey) towards the centre of the image, surrounded by several small bubbles. 408
Figure 5.2.37 – BSE micrograph showing opaque green sample ERL104:G144:2604, a *Green Melon, ribbed* bead. A sparse dispersion of lead-tin oxide crystals (white) is visible heterogeneously dispersed in a lead-rich soda-lime-silica glass matrix (pale grey). Numerous acicular crystals of calcium silicate (grey), corresponding to the mineral wollastonite ($CaSiO_3$), can also be seen dispersed throughout the glass. The dark grey inclusions are silica grains. 408

Figure 5.2.38 – BSE micrograph showing opaque green sample ERL104:G144:2604, a *Green Melon, ribbed* bead. Crystals of lead-tin oxide (white) are visible dispersed in a lead-rich soda-lime-silica glass matrix (pale grey), together with numerous acicular crystals of calcium silicate (grey) corresponding to the mineral wollastonite ($CaSiO_3$). The large inclusion towards the centre of the image (dark grey) is rich in silica, magnesia, iron and lime. This may reflect a relict of the crucible in which the glass was melted. 409
Figure 5.2.39 – Average colourant and colourant-related elements for the opaque yellow samples from Eriswell, showing the different base glass types identified. Note the logarithmic scale. 410
Figure 5.2.40 – Average colourant and colourant-related elements for the opaque green samples from Eriswell, showing the different base glass types identified. Note the logarithmic scale. 410
Figure 5.2.41 – A plot of indium versus tin for the opaque yellow and opaque green lead-tin oxide opacified samples from Eriswell. 411
Figure 5.2.42 – BSE micrograph showing opaque red sample ERL104:G367:3653, a *Traffic Light Other* bead. A dispersion of tiny metallic copper particles (white) is visible dispersed in a soda-lime-silica glass matrix (grey). Note that visible copper particles are too large to contribute to the colour; colour is instead produced by much smaller metallic copper nanoparticles which are well below the resoloution of the SEM. 412
Figure 5.2.43 – A plot of copper oxide versus tin oxide for the opaque red samples from Eriswell, showing the different base glass types identified. The dashed line represents the approximate detection limits for tin oxide. 416
Figure 5.2.44 – A plot of tin oxide versus lead oxide for the opaque red samples from Eriswell, compared to the opaque yellow samples (Figure 5.2.20). The dashed lines represent the approximate detection limits for tin oxide and lead oxide. 416
Figure 5.2.45 – A plot of tin oxide versus lead oxide for the opaque red glasses compared to the opaque and translucent green glasses from Eriswell (Figures 5.1.37). The dashed lines represent the approximate detection limits for tin oxide and lead oxide. 417
Figure 5.2.46 – A plot of tin oxide versus lead oxide for the opaque red samples from Eriswell, showing the different base glass types identified. The dashed lines represent the approximate detection limits for tin oxide and lead oxide. 417
Figure 5.2.47 – A plot of copper oxide versus zinc oxide for the opaque red glasses from Eriswell, showing the different base glass types identified. The dashed line represents the approximate detection limits for zinc oxide. 418
Figure 5.2.48 – A plot of lime versus iron oxide for selected fayalitic and kirschsteinitic slag inclusions in the opaque red samples from Eriswell. Data are taken from area analyses of slag inclusions (Table 5.2.4). 426
Figure 5.2.49 – BSE micrograph of sample ERL104:G242:2158, a *Traffic Light Twisted Trail* bead, showing fayalitic slag inclusions in an opaque red glass matrix coloured by metallic copper nanoparticles. The slag primarily consists of irregular grains of wüstite (1), together with fayalite (2), hercynite (3), leucite (4) and interstitial glass (5). The 'feathery' phases (6) are fayalitic intergrowths containing elevated levels of sodium and calcium. Large bright metallic copper particles are visible surrounding the slag (7), together with sparse crystals of lead-tin oxide (8) and tin oxide (9). The dark acicular crystals are calcium silicate, corresponding to the mineral wollastonite ($CaSiO_3$) (10). 432
Figure 5.2.50 – BSE micrograph of sample ERL104:G242:2207, a *Red Globular* bead, showing inclusions of fayalitic slag in an opaque red glass matrix coloured by metallic copper nanoparticles. Several metallic copper particles (1) can be seen surrounding these inclusions. The slag particles primarily consist of solid phases of fayalite (2) and fayalitic intergrowths (3), interstitial glass (4) and dendritic iron oxide (5). An angular inclusion rich in iron and copper (6), and sparse lead-tin oxide crystals are also visible (7). The black areas (8) represent voids. 432

Figure 5.2.51 – BSE micrograph of sample ERL104:G362:1961&1969, a *Traffic Light Twisted Trail* bead, showing fayalitic slag inclusions in an opaque red glass matrix coloured by metallic copper nanoparticles. The main phase of the slag primarily consists of fayalite with containing slightly elevated levels of sodium and calcium (1), fayalitic intergrowths (2) and irregular dendrites or grains of wüstite (3). The black phases (4) represent interstitial glass. The dark grey areas surrounding the slag (5) are soda-lime-silica glass containing elevated levels of iron. Several irregular calcium silicate crystals, corresponding to the mineral wollastonite ($CaSiO_3$) (6), and bubbles (7) are also visible. 433
Figure 5.2.52 – BSE micrograph of sample ERL046:G38:1046, a *Red Cylindrical* bead, showing a fayalitic slag inclusion in an opaque red glass matrix coloured by metallic copper nanoparticles. Several bright metallic copper particles can be seen surrounding this inclusion (1). The slag primarily consists of solid phases of fayalite (2) and interstitial glass (3), with fayalitic intergrowths at the periphery (4). Several minor iron oxide phases (5) and sparsely distributed lead-tin oxide crystals (6) can also be seen. A few bubbles are also present (7).....433
Figure 5.2.53 – BSE micrograph of sample ERL046:G03:1271, a *RedPoly6* bead, showing two large fayalitic slag inclusions in an opaque red glass matrix coloured by metallic copper nanoparticles. The slag primarily consists of fayalite (1) and fayalitic intergrowths (2) containing elevated levels of sodium. Irregular grains and dendrites of wüstite (3) and phases of interstitial glass (4) are also visible. The black phases (5) are sodium aluminium silicate rich in iron and phosphate. Fragments of iron oxide scale (6), around which several large metallic copper particles (7) have precipitated, can also be seen. A small number of acicular calcium silicate crystals (8), occasional bright lead-tin oxide crystals (9) and several large bubbles (10) are also present. 434
Figure 5.2.54 – BSE micrograph of sample ERL046:G38:1053, a *Traffic Light Twisted Trail* bead, showing a fayalitic slag inclusion in an opaque red glass matrix coloured by metallic copper nanoparticles. The main phase of the slag corresponds to fayalite (1). Numerous grains and dendrites of wüstite (2) are also visible, together with interstitial glass (3). A large particle of iron oxide (4) can be seen. Within the glass matrix, itself numerous acicular calcium silicate crystals, corresponding to the mineral wollastonite ($CaSiO_3$) (5) are present, together with sparse crystals of lead-tin oxide (6). Several bubbles (7) are also present. 434
Figure 5.2.55 – BSE micrograph of sample ERL046:G38:1063, a *RedPoly6* bead, showing fayalitic slag inclusions in an opaque red glass matrix coloured by metallic copper nanoparticles. The slag primarily consists of fayalite (1), fayalitic intergrowths (2), and calcic fayalite (3), together with interstitial glass (4). Wüstite is also present as coarse grains and dendrites (5). Several large crystals of tin oxide (6), lead-tin oxide (7) and metallic copper (8) are visible. Irregular calcium silicate crystals, corresponding to the mineral wollastonite ($CaSiO_3$) (9) can also be seen within the glass matrix. 435
Figure 5.2.56 – BSE micrograph of sample ERL104:G242:2196, a *Traffic Light Streaked* bead, showing fayalitic slag inclusions in an opaque red glass matrix coloured by metallic copper nanoparticles. Several large particles of metallic copper (1) are visible immediately surrounding the slag. The slag primarily consists of fayalite (2) and fayalitic intergrowths (3), together with interstitial glass (4) and irregular grains or dendrites of wüstite (5). A small number of lead-tin oxide crystals (6) and several small bubbles are also visible. 435
Figure 5.2.57 – BSE micrograph of sample ERL104:G268:3257, a *Traffic Light Imitation* bead, showing complex fayalitic slag inclusions in an opaque red glass matrix coloured by metallic copper nanoparticles. The main phase of the slag corresponds to fayalite (1). Fayalitic intergrowths (2) and irregular grains or dendrites of wüstite (3) are also present, together with interstitial glass (4). The black phases correspond to leucite (5), but other black areas represent bubbles or voids (6). Sparse lead-tin oxide crystals (7), tin oxide crystals (8) and nepheline inclusions (9) can also be seen. The glass immediately surrounding the slag appears darker due to the elevated levels of iron in these regions. Large copper oxide particles are also present here, but are difficult to resolve in the BSE micrograph. 436

Figure 5.2.58 – BSE micrograph of sample ERL046:G43:1726, a *RedPoly5* bead, showing fayalitic slag inclusions in an opaque red glass matrix coloured by metallic copper nanoparticles. Several metallic copper particles (1) are visible surrounding these slag particles, due to their larger sizes in these regions. The slag primarily consists of fayalite (2), fayalite enriched in sodium (3), interstitial glass (4) and irregular grains of wüstite (5). A large fragment of iron oxide scale is also present (6). Several crystals of lead-tin oxide (7) and calcium silicate, corresponding to the mineral wollastonite ($CaSiO_3$) (8) can be seen. The black areas represent voids and bubbles (9). 436

Figure 5.2.59 – BSE micrograph of sample ERL114:G422:1420, a *Norfolk YellowRed* bead, showing a fayalitic slag inclusion in an opaque red glass matrix coloured by metallic copper nanoparticles. Several metallic copper particles (1) can be seen surrounding the slag, due to their larger size in these regions. The slag primarily consists of fayalite (2) and 'feathery' fayalitic intergrowths (3) containing elevated levels of sodium and calcium. Interstitial glass (4) and wüstite rims (5) are also present. The glass contains several acicular calcium silicate crystals, corresponding to the mineral wollastonite ($CaSiO_3$) (6), and a nepheline inclusion (7) associated with bright white lead-tin oxide crystals. The glass immediately surrounding the slag sometimes appears darker (8) due to elevated levels of iron and calcium in these regions. 437

Figure 5.2.60 – BSE micrograph of sample ERL104:G107:1141, a *Koch34* bead, showing a fayalitic slag inclusion in an opaque red glass matrix coloured by metallic copper nanoparticles. Several metallic copper particles (1) are visible immediately surrounding the slag. The slag primarily consists of irregular grains of wüstite (2) and fayalitic intergrowths (3) enriched in sodium and aluminium, together with interstitial glass (4). Within the glass matrix several dark grey acicular crystals of calcium silicate, corresponding to the mineral wollastonite ($CaSiO_3$) (5) can also be seen. 437

Figure 5.2.61 – BSE micrograph of sample ERL104:G315:2346, a *Traffic Light Twisted Trail* bead, showing fayalitic slag inclusions in an opaque red glass matrix coloured by metallic copper nanoparticles. Several metallic copper particles (1) are visible immediately surrounding the slag inclusions due to their larger sizes in these regions. The slag primarily consists of calcic fayalite enriched in sodium (2) and fayalitic intergrowths (3), together with irregular grains of wüstite (4). A large agglomerate of metallic copper (5) is visible, containing approximately 4% silver oxide. A number of lead-tin oxide crystals (6) and several large bubbles (7) can also be seen. Numerous acicular calcium silicate crystals, corresponding to the mineral wollastonite ($CaSiO_3$) (8) are present. The glass immediately surrounding the slag sometimes appears darker (9) due to the elevated levels of iron and calcium in these regions. 438

Figure 5.2.62 – BSE micrograph of sample ERL104:G193:1311, a *Koch34* bead, showing a lump of an iron-copper alloy in an opaque red glass matrix coloured by metallic copper nanoparticles. The core of this inclusion (darker grey) is metallic iron, whereas the rim (paler grey) is metallic copper containing approximately 3% iron. 438

Figure 5.2.63 – BSE micrograph of sample ERL104:G281:1795, a *Red Globular* bead, showing a large kirschsteinitic slag inclusion in an opaque red glass matrix coloured by metallic copper nanoparticles. The main phase of the slag corresponds to kirschsteinite (1). Interstitial glass (2), a number of dendritic magnetite crystals (3), and zones of bright white copper particles surrounding the inclusion (4) are also present. The black areas (5) represent voids. 440

Figure 5.2.64 – BSE micrograph of sample ERL104:G268:3260, a *Candy Variant* bead, showing opaque yellow (left), opaque red (right) and translucent green-tinted (bottom) glass. The opaque yellow and red glasses (pale grey and grey respectively) appear brighter than the translucent green glass (black) due to the higher concentration of lead in these colours. The opaque yellow glass is both coloured and opacified by crystals of lead-tin oxide (white). The opaque red glass contains a high density of angular kirschsteinitic slag inclusions (grey) and large bubbles, but colour and opacity are primarily caused by nanoparticles of metallic copper which are too small to be resolved in the SEM. 440

Figure 5.2.65 – BSE micrograph of sample ERL104:G268:3260, a *Candy Variant* bead, showing a high density of kirschsteinitic slag inclusions in an opaque red glass matrix coloured by metallic copper nanoparticles. The main phase of the slag corresponds to kirschsteinite (1). Interstitial glass (2) and dendritic crystals of magnetite (3) are present. A number of bubbles (4) and a large nepheline inclusion (5) containing bright white crystals of lead-tin oxide are also visible. 441
Figure 5.2.66 – BSE micrograph of sample ERL104:G268:3260, a *Candy Variant* bead, showing kirschsteinitic slag inclusions in an opaque red glass matrix coloured by copper nanoparticles. The main phase of the slag (grey) corresponds to kirschsteinite. Dendrites of magnetite (pale grey) and interstitial glass (dark grey) can also be seen. The sparse bright white particles in the surrounding soda-lime silica glass are crystals of lead-tin oxide. 441
Figure 5.2.67 – BSE micrograph of sample ERL104:G268:3260, *a Candy Variant* bead, showing an opaque red glass matrix coloured and opacified by metallic copper nanoparticles. A large sodium aluminium silicate inclusion (balck), corresponding t the mineral nepheline ($Na_3KAl_4Si_4O_{16}$), is visible. This is associated with numerous lead-tin oxide crystals (white) which vary in shape from euhedral to acicular. The pale grey area in the centre of the inclusion is soda-lime-silica glass containing a higher concentration of lead. Also visible are particles of kirschsteinitic slag (bottom-right and top-left) and a large bubble. 443
Figure 5.2.68 – BSE micrograph of sample ERL104:G262:1261, a *Koch34* bead, showing a high-lead opaque red glass matrix coloured by metallic copper nanoparticles. The large bright white inclusion towards the centre of the image is a bubble filled with lead oxide. An irregularly shaped lump of iron oxide is also visible (large dark grey inclusion). Several crystals of lead-tin oxide (bright white grains) and tin oxide (pale grey 'feathery' crystals) are present heterogeneously dispersed throughout the glass, together with numerous angular sodium calcium lead tin silicate inclusions (dark grey). Several bubbles and a small number of acicular calcium silicate crystals, corresponding to the mineral wollastonite ($CaSiO_3$) are also visible. 447
Figure 5.2.69 – BSE micrograph of sample ERL104:G262:1261, a *Koch34* bead, showing a high-lead opaque red glass matrix coloured by metallic copper nanoparticles. Several crystals of lead-tin oxide (bright white grains) and tin oxide (pale grey 'feathery' crystals) are visible heterogeneously dispersed throughout the glass, together with numerous angular sodium calcium lead tin silicate inclusions (dark grey). The darker grey glass to the bottom-left of the image is an opaque white glass, opacified by crystals of tin oxide. 447
Figure 5.2.70 – BSE micrograph of sample ERL104:G262:1287, a *Cylindrical Round* bead, showing an opaque red glass matrix coloured by metallic copper nanoparticles. Several opaque blue streaks are visible, which appear brighter in the image due to the higher concentration of lead in these regions. Numerous lead-tin oxide crystals and several tin oxide crystals are also visible (bright white), together with several large bubbles. 450
Figure 5.2.71 – BSE micrograph of sample ERL104:G262:1287, a *Cylindrical Round* bead, showing an opaque red glass matrix coloured by metallic copper nanoparticles. Several opaque blue streaks are visible, which appear brighter in the image due to the higher concentration of lead in these regions. A few sparse crystals of lead-tin oxide can be seen in these streaks (bright white). An iron-rich inclusion of fayalitic composition is also present, containing numerous dendrites of iron oxide. 450
Figure 5.2.72 – Average colourant and colourant-related elements for the opaque red samples from Eriswell, showing the different base glass types identified. Note the logarithmic scale. 451
Figure 5.2.73 – A plot of copper versus silver for the opaque red samples from Eriswell, showing the different base glass types identified. Note the logarithmic scale. 452
Figure 5.2.74 – A plot of indium versus tin for the opaque red samples from Eriswell, showing the different base glass types identified. 453
Figure 5.2.75 – BSE micrograph showing opaque orange sample ERL104:G266:1575, a *Orange* bead. A heterogeneous dispersion of tiny cuprite crystals can be seen (white) dispersed in a soda-lime-silica glass (grey). These impart both colour and opacity to the glass. Note that some areas are devoid of cuprite crystals, as a result of poor mixing of the batch. 454

Figure 5.2.76 – BSE micrograph showing opaque orange sample ERL104:G107:1105, a *Orange* bead. A heterogeneous dispersion of tiny cuprite crystals can be seen (white) dispersed in a soda-lime-silica glass (grey), sometimes forming as irregular agglomerates. These impart both colour and opacity to the glass. 455
Figure 5.2.77 – BSE micrograph showing opaque orange sample ERL104:G193:1294, a *Orange* bead. A heterogeneous dispersion of tiny cuprite crystals can be seen (white) dispersed in a soda-lime-silica glass (grey). These impart both colour and opacity to the glass. Three large lumps of cuprite are also visible (white). Streaks in the glass result from variations in the concentration of cuprite crystals, as a result of poor mixing of the batch. 455
Figure 5.2.78 – A plot of potash versus copper oxide for the opaque orange samples from Eriswell, showing the different base glass types identified and indicating the possibility of two different compositional groups. 457
Figure 5.2.79 – A plot of magnesia versus potash for the opaque orange samples from Eriswell, showing the different base glass types identified. 457
Figure 5.2.80 – A plot of magnesia versus phosphate for the opaque orange samples from Eriswell, showing the different base glass types identified. 458
Figure 5.2.81 – A plot of potash versus phosphate for the opaque orange samples from Eriswell, showing the different base glass types identified. 458
Figure 5.2.82 – Colourant and colourant-related element concentrations for opaque orange 'Saxon II (high MgO, MnO)' sample ERL104:G266:1575 from Eriswell, compared to the average concentrations of these components for opaque red glass. Note the logarithmic scale. 460
Figure 5.2.83 – BSE micrograph showing opaque greyish-blue sample ERL104:G353:3073, a *Cylindrical Round* bead. Several sparse crystals of tin oxide (white), which produce opacity, are visible heterogeneously dispersed throughout the soda-lime-silica glass matrix (grey). 462
Figure 5.2.84 – BSE micrograph showing opaque blue sample ERL104:G242:2200, a *Blue Globular, opaque* bead. A heterogeneous dispersion of tiny bubbles is visible (black) dispersed throughout a soda-lime-silica glass matrix (grey), which produce opacity. 462
Figure 5.2.85 – BSE micrograph showing opaque blue sample ERL046:G05:1436, a *Blue Globular, opaque* bead. A heterogeneous dispersion of tiny bubbles is visible (black) dispersed throughout a soda-lime-silica glass matrix (grey), which produce opacity. A large angular grain of silica can also be seen (dark grey inclusion towards the top-left of the image). 463
Figure 5.2.86 – A plot of tin oxide versus antimony oxide for the opaque blue samples from Eriswell, compared to the opaque white samples (see Figure 5.2.3). The dashed lines represent the approximate detection limits for tin oxide and antimony oxide. 463
Figure 5.2.87 – Colourant and colourant-related element concentrations for opaque cobalt-blue 'Saxon II (high MgO, low MnO)' sample ERL104:G237:1153 from Eriswell, compared to the average concentrations of these components for translucent blue glass. Note the logarithmic scale. 464
Figure 5.2.88 – BSE micrograph showing opaque turquoise sample ERL104:G112:1023, a *Blue Biconical, opaque* bead. A heterogeneous dispersion of tin oxide crystals is visible (white) dispersed throughout a soda-lime-silica glass matrix (grey), which produce opacity. A number of bubbles (black) can also be seen. 466
Figure 5.2.89 – BSE micrograph showing sample ERL104:G290:1734, a *DarkPoly4* bead. An opaque turquoise glass opacified by a heterogeneous dispersion of calcium antimonate crystals (white) dispersed throughout a soda-lime-silica glass matrix (grey) is visible. Several bubbles can also be seen. The glass devoid of opacifying crystals to the bottom-right of the image is a 'dark' glass. 466
Figure 5.2.90 – BSE micrograph showing opaque blue-green sample ERL046:G03:1289, a *Blue Melon, opaque* bead. A lead-rich soda-lime-silica glass matrix can be seen (pale grey). Apart from a few bubbles of considerably variable size and a two very small crystals of tin oxide (bright white), this glass is largely devoid of inclusions. 468

Figure 5.2.91 – BSE micrograph showing opaque blue-green sample ERL046:G03:1289, a *Blue Melon, opaque* bead. Towards the centre of the image a copper oxide inclusion (pale grey) is visible, containing trace levels of zinc and silver. Slightly above this inclusion, a small particle of metallic silver (bright white) can be seen. Variations in the shades of grey in this glass reflect slight differences in the lead content of the glass, due to uneven mixing of the batch. Black areas represent bubbles and voids. ...468
Figure 5.2.92 – Colourant and colourant-related element concentrations for opaque blue-green sample ERL046:G03:1289 from Eriswell, compared to the average concentrations of these components for translucent green glass. All samples are of the 'Roman' type. Note the logarithmic scale. 470
Figure 5.3.1 – A plot of copper versus silver in the copper-based glass colours from Eriswell (LA-ICP-MS data). Note the logarithmic scale. 476
Figure 5.3.2 – A plot of copper versus zinc in the copper-based glass colours from Eriswell (LA-ICP-MS data). 477
Figure 5.3.3 – A plot of indium versus tin in selected glass colours from Eriswell (LA-ICP-MS data). Note the logarithmic scale. 480
Figure 5.3.4 – A plot of tin oxide versus lead oxide in the tin-containing glass colours from Eriswell. The dashed lines represent the approximate detection limits for tin oxide and lead oxide. 482
Figure 6.0.1 - A plot of soda versus lime for late Anglo-Saxon (8th-9th centuries) glass from Hamwic (Hunter and Heyworth 1998), Jarrow (Brill 1999; 2006; Freestone and Hughes 2006) and Wearmouth (Brill 2006) compared to the different base glass types identified at Eriswell. 487
Figure 6.0.2 - A plot of silica versus lime for late Anglo-Saxon (8th-9th centuries) glass from Hamwic (Hunter and Heyworth 1998), Jarrow (Brill 1999; 2006; Freestone and Hughes 2006) and Wearmouth (Brill 2006) compared to the different base glass types identified at Eriswell. 487
Figure 7.1.1 – BSE micrograph showing an opaque yellow sample from Bergh Apton, a probable *Yellow Globular, opaque* bead from grave 34Hvii. Numerous lead-tin oxide crystals (white) are visible heterogeneously dispersed throughout a lead-rich soda-lime-silica glass matrix (grey). Several small sodium aluminium silicate inclusions (black) corresponding to the mineral nepheline ($Na_3KAl_4Si_4O_{16}$) can be seen associated with some of these opacifying crystals. 493
Figure 7.1.2 – BSE micrograph showing an opaque white samples from Bergh Apton, a possible *White Cylindrical, pentagonal?* bead from grave 56Aiii. Bright white crystals of cassiterite (tin oxide), heterogeneously dispersed in a lead-rich soda-lime-silica glass matrix (grey), act as the opacifying agent. Several voids (black) and bubbles are also visible. 493
Figure 7.1.3 – BSE micrograph showing opaque white bead with translucent blue decoration from Bergh Apton, grave 62C. A dispersion of tiny bubbles of varying size, heterogeneously dispersed throughout a soda-lime-silica glass matrix (grey), act as the opacifying agent. The bubble-free glass to the bottom-right of the image is translucent blue. 494
Figure 7.1.4 – BSE micrograph of an opaque red sample from an unidentified bead from Spong Hill, grave 5/6c, showing fayalitic slag inclusions in an opaque red soda-lime-silica glass matrix coloured by copper nanoparticles. Numerous large bubbles are also visible. 494
Figure 7.1.5 – BSE micrograph of an undefined opaque white bead with green crossing trails and opaque red spots from Spong Hill, grave 42/3, showing a large fayalitic slag inclusion in an opaque red soda-lime-silica glass matrix coloured by copper nanoparticles. The slag has begun to significantly interact with the surrounding glass matrix, as evidenced by numerous bubbles filled with glass within its structure. A large number of iron rich dendrites are visible. 495

Figure 7.1.6 – BSE micrograph of an opaque red cylindrical bead with opaque white decoration from Bergh Apton, unknown context, showing fayalitic slag inclusions in an opaque red lead-rich soda-lime-silica glass matrix (pale grey) coloured by copper nanoparticles. Several crystals of lead-tin oxide are visible within the glass matrix (bright white), and a sub-angular silica grain near the centre of the image (black). The glass matrix immediately surrounding the slag inclusions appears darker because it is lower in lead and higher in iron in these regions. Several bubbles are also visible. 495

VOLUME II

Figure C.1 – Glass beads sampled from Grave 03, cemetery ERL 046, Eriswell. 681
Figure C.2 – Glass beads sampled from Grave 05, cemetery ERL 046, Eriswell. 681
Figure C.3 – Glass beads sampled from Grave 05, cemetery ERL 046, Eriswell. 682
Figure C.4 – Glass beads sampled from Grave 08, cemetery ERL 046, Eriswell. 682
Figure C.5 – Glass beads sampled from Grave 15, cemetery ERL 046, Eriswell. 683
Figure C.6 – Glass beads sampled from Grave 18, cemetery ERL 046, Eriswell. 683
Figure C.7 – Glass beads sampled from Grave 24, cemetery ERL 046, Eriswell. 684
Figure C.8 – Glass beads sampled from Grave 25, cemetery ERL 046, Eriswell. 684
Figure C.9 – Glass beads sampled from Grave 38, cemetery ERL 046, Eriswell. 685
Figure C.10 – Glass beads sampled from Grave 38, cemetery ERL 046, Eriswell. 685
Figure C.11 – Glass beads sampled from Grave 42, cemetery ERL 046, Eriswell. 686
Figure C.12 – Glass beads sampled from Grave 43, cemetery ERL 046, Eriswell. 686
Figure C.13 – Glass beads sampled from Grave 44, cemetery ERL 046, Eriswell. 687
Figure C.14 – Glass beads sampled from Grave 49, cemetery ERL 046, Eriswell. 687
Figure C.15 – Glass beads sampled from Grave 107, cemetery ERL 104, Eriswell. 688
Figure C.16 – Glass beads sampled from Grave 107, cemetery ERL 104, Eriswell. 688
Figure C.17 – Glass beads sampled from Grave 109, cemetery ERL 104, Eriswell. 689
Figure C.18 – Glass beads sampled from Grave 112, cemetery ERL 104, Eriswell. 689
Figure C.19 – Glass beads sampled from Grave 116, cemetery ERL 104, Eriswell. 690
Figure C.20 – Glass beads sampled from Grave 132, cemetery ERL 104, Eriswell. 690
Figure C.21 – Glass beads sampled from Grave 144, cemetery ERL 104, Eriswell. 691
Figure C.22 – Glass beads sampled from Grave 144, cemetery ERL 104, Eriswell. 691
Figure C.23 – Glass beads sampled from Grave 148, cemetery ERL 104, Eriswell. 692
Figure C.24 – Glass beads sampled from Grave 155, cemetery ERL 104, Eriswell. 692
Figure C.25 – Glass beads sampled from Grave 166, cemetery ERL 104, Eriswell. 693
Figure C.26 – Glass beads sampled from Grave 172, cemetery ERL 104, Eriswell. 693
Figure C.27 – Glass beads sampled from Grave 176, cemetery ERL 104, Eriswell. 694
Figure C.28 – Glass beads sampled from Grave 182, cemetery ERL 104, Eriswell. 694
Figure C.29 – Glass beads sampled from Grave 189, cemetery ERL 104, Eriswell. 695
Figure C.30 – Glass beads sampled from Grave 193, cemetery ERL 104, Eriswell. 695
Figure C.31 – Glass beads sampled from Grave 195, cemetery ERL 104, Eriswell. 696
Figure C.32 – Glass beads sampled from Grave 202, cemetery ERL 104, Eriswell. 696
Figure C.33 – Glass beads sampled from Grave 202, cemetery ERL 104, Eriswell. 697
Figure C.34 – Glass beads sampled from Grave 205, cemetery ERL 104, Eriswell. 697
Figure C.35 – Glass beads sampled from Grave 210, cemetery ERL 104, Eriswell. 698
Figure C.36 – Glass beads sampled from Grave 213, cemetery ERL 104, Eriswell. 698
Figure C.37 – Glass beads sampled from Grave 218, cemetery ERL 104, Eriswell. 699
Figure C.38 – Glass beads sampled from Grave 232, cemetery ERL 104, Eriswell. 699
Figure C.39 – Glass beads sampled from Grave 237, cemetery ERL 104, Eriswell. 700
Figure C.40 – Glass beads sampled from Grave 242, cemetery ERL 104, Eriswell. 700
Figure C.41 – Glass beads sampled from Grave 242, cemetery ERL 104, Eriswell. 701
Figure C.42 – Glass beads sampled from Grave 242, cemetery ERL 104, Eriswell. 701
Figure C.43 – Glass beads sampled from Grave 242, cemetery ERL 104, Eriswell. 702
Figure C.44 – Glass beads sampled from Grave 242, cemetery ERL 104, Eriswell. 702
Figure C.45 – Glass beads sampled from Grave 242, cemetery ERL 104, Eriswell. 703
Figure C.46 – Glass beads sampled from Grave 242, cemetery ERL 104, Eriswell. 703
Figure C.47 – Glass beads sampled from Grave 243, cemetery ERL 104, Eriswell. 704

Figure C.48 – Glass beads sampled from Grave 252, cemetery ERL 104, Eriswell. 704
Figure C.49 – Glass beads sampled from Grave 262, cemetery ERL 104, Eriswell. 705
Figure C.50 – Glass beads sampled from Grave 262, cemetery ERL 104, Eriswell. 705
Figure C.51 – Glass beads sampled from Grave 262, cemetery ERL 104, Eriswell. 706
Figure C.52 – Glass beads sampled from Grave 263, cemetery ERL 104, Eriswell. 706
Figure C.53 – Glass beads sampled from Grave 263, cemetery ERL 104, Eriswell. 707
Figure C.54 – Glass beads sampled from Grave 266, cemetery ERL 104, Eriswell. 707
Figure C.55 – Glass beads sampled from Grave 268, cemetery ERL 104, Eriswell. 708
Figure C.56 – Glass beads sampled from Grave 268, cemetery ERL 104, Eriswell. 708
Figure C.57 – Glass beads sampled from Grave 268, cemetery ERL 104, Eriswell. 709
Figure C.58 – Glass beads sampled from Grave 273, cemetery ERL 104, Eriswell. 709
Figure C.59 – Glass beads sampled from Grave 277, cemetery ERL 104, Eriswell. 710
Figure C.60 – Glass beads sampled from Grave 281, cemetery ERL 104, Eriswell. 710
Figure C.61 – Glass beads sampled from Grave 290, cemetery ERL 104, Eriswell. 711
Figure C.62 – Glass beads sampled from Grave 302, cemetery ERL 104, Eriswell. 711
Figure C.63 – Glass beads sampled from Grave 305, cemetery ERL 104, Eriswell. 712
Figure C.64 – Glass beads sampled from Grave 305, cemetery ERL 104, Eriswell. 712
Figure C.65 – Glass beads sampled from Grave 305, cemetery ERL 104, Eriswell. 713
Figure C.66 – Glass beads sampled from Grave 309, cemetery ERL 104, Eriswell. 713
Figure C.67 – Glass beads sampled from Grave 315, cemetery ERL 104, Eriswell. 714
Figure C.68 – Glass beads sampled from Grave 315, cemetery ERL 104, Eriswell. 714
Figure C.69 – Glass beads sampled from Grave 319, cemetery ERL 104, Eriswell. 715
Figure C.70 – Glass beads sampled from Grave 336, cemetery ERL 104, Eriswell. 715
Figure C.71 – Glass beads sampled from Grave 341, cemetery ERL 104, Eriswell. 716
Figure C.72 – Glass beads sampled from Grave 343, cemetery ERL 104, Eriswell. 716
Figure C.73 – Glass beads sampled from Grave 344, cemetery ERL 104, Eriswell. 717
Figure C.74 – Glass beads sampled from Grave 349, cemetery ERL 104, Eriswell. 717
Figure C.75 – Glass beads sampled from Grave 350, cemetery ERL 104, Eriswell. 718
Figure C.76 – Glass beads sampled from Grave 352, cemetery ERL 104, Eriswell. 718
Figure C.77 – Glass beads sampled from Grave 353, cemetery ERL 104, Eriswell. 719
Figure C.78 – Glass beads sampled from Grave 358, cemetery ERL 104, Eriswell. 719
Figure C.79 – Glass beads sampled from Grave 362, cemetery ERL 104, Eriswell. 720
Figure C.80 – Glass beads sampled from Grave 362, cemetery ERL 104, Eriswell. 720
Figure C.81 – Glass beads sampled from Grave 363, cemetery ERL 104, Eriswell. 721
Figure C.82 – Glass beads sampled from Grave 363, cemetery ERL 104, Eriswell. 721
Figure C.83 – Glass beads sampled from Grave 367, cemetery ERL 104, Eriswell. 722
Figure C.84 – Glass beads sampled from Grave 367, cemetery ERL 104, Eriswell. 722
Figure C.85 – Glass beads sampled from Grave 367, cemetery ERL 104, Eriswell. 723
Figure C.86 – Glass beads sampled from Grave 413, cemetery ERL 114, Eriswell. 723
Figure C.87 – Glass beads sampled from Grave 414, cemetery ERL 114, Eriswell. 724
Figure C.88 – Glass beads sampled from Grave 417, cemetery ERL 114, Eriswell. 724
Figure C.89 – Glass beads sampled from Grave 421, cemetery ERL 114, Eriswell. 725
Figure C.90 – Glass beads sampled from Grave 422, cemetery ERL 114, Eriswell. 725
Figure C.91 – Glass beads sampled from Grave 423, cemetery ERL 114, Eriswell. 726
Figure C.92 – Glass beads sampled from Grave 429, cemetery ERL 114, Eriswell. 726
Figure C.93 – Glass beads sampled from Grave 447, cemetery ERL 114, Eriswell. 727
Figure C.94 – Glass beads sampled from Grave 450, cemetery ERL 114, Eriswell. 727
Figure E.1 – Sample Block 1 showing samples from cemetery ERL 104 labelled with small finds numbers. 738
Figure E.2 – Sample Block 2 showing samples from cemetery ERL 104 labelled with small finds numbers. 738
Figure E.3 – Sample Block 3 showing samples from cemetery ERL 104 labelled with small finds numbers. 739
Figure E.4 – Sample Block 4 showing samples from cemetery ERL 046 labelled with small finds numbers. 739
Figure E.5 – Sample Block 5 showing samples from cemetery ERL 114 labelled with small finds numbers. 740
Figure E.6 – Sample Block 6 showing samples from cemetery ERL 104 labelled with small finds numbers. 740

Figure E.7 – Sample Block 7 showing samples from cemetery ERL 104 labelled with small finds numbers. 741
Figure E.8 – Sample Block 8 showing samples from cemetery ERL 104 labelled with small finds numbers. 741
Figure E.9 – Sample Block 9 showing samples from cemetery ERL 104 labelled with small finds numbers. 742
Figure E.10 – Sample Block 10 showing samples from cemetery ERL 104 labelled with small finds numbers. 742
Figure E.11 – Sample Block 11 showing samples from cemetery ERL 046 and ERL 114 labelled with small finds numbers. 743
Figure E.12 – Sample Block 16 showing samples from cemetery ERL 104 labelled with small finds numbers. 743
Figure E.13 – Sample Block 17 showing samples from cemetery ERL 104 labelled with small finds numbers. 744
Figure E.14 – Sample Block 18 showing samples from cemetery ERL 046, ERL 104 and ERL 114 labelled with small finds numbers. 744
Figure F.1 – Digitised x-radiograph of glass beads from Grave 03, cemetery ERL 046, Eriswell. 746
Figure F.2 – Digitised x-radiograph of glass beads from Grave 05, cemetery ERL 046, Eriswell. 746
Figure F.3 – Digitised x-radiograph of glass beads from Grave 08, cemetery ERL 046, Eriswell. 747
Figure F.4 – Digitised x-radiograph of glass beads from Grave 15, cemetery ERL 046, Eriswell. 747
Figure F.5 – Digitised x-radiograph of glass beads from Grave 18, cemetery ERL 046, Eriswell. 748
Figure F.6 – Digitised x-radiograph of glass beads from Grave 25, cemetery ERL 046, Eriswell. 748
Figure F.7 – Digitised x-radiograph of glass beads from Grave 38, cemetery ERL 046, Eriswell. 749
Figure F.8 – Digitised x-radiograph of glass beads from Grave 42, cemetery ERL 046, Eriswell. 749
Figure F.9 – Digitised x-radiograph of glass beads from Grave 43, cemetery ERL 046, Eriswell. 750
Figure F.10 – Digitised x-radiograph of glass beads from Grave 44, cemetery ERL 046, Eriswell. ..750
Figure F.11 – Digitised x-radiograph of glass beads from Grave 46, cemetery ERL 046, Eriswell. ..751
Figure F.12 – Digitised x-radiograph of glass beads from Grave 107, cemetery ERL 104, Eriswell. 751
Figure F.13 – Digitised x-radiograph of glass beads from Grave 107, cemetery ERL 104, Eriswell. 752
Figure F.14 – Digitised x-radiograph of glass beads from Grave 109, cemetery ERL 104, Eriswell. 752
Figure F.15 – Digitised x-radiograph of glass beads from Grave 112, cemetery ERL 104, Eriswell. 753
Figure F.16 – Digitised x-radiograph of glass beads from Grave 116, cemetery ERL 104, Eriswell. 753
Figure F.17 – Digitised x-radiograph of glass beads from Grave 132, cemetery ERL 104, Eriswell. 754
Figure F.18 – Digitised x-radiograph of glass beads from Grave 136, cemetery ERL 104, Eriswell. 754
Figure F.19 – Digitised x-radiograph of glass beads from Grave 144, cemetery ERL 104, Eriswell. 755
Figure F.20 – Digitised x-radiograph of glass beads from Grave 144, cemetery ERL 104, Eriswell. 755
Figure F.21 – Digitised x-radiograph of glass beads from Grave 148, cemetery ERL 104, Eriswell. 756
Figure F.22 – Digitised x-radiograph of glass beads from Grave 166, cemetery ERL 104, Eriswell. 756
Figure F.23 – Digitised x-radiograph of glass beads from Grave 172, cemetery ERL 104, Eriswell. 757
Figure F.24 – Digitised x-radiograph of glass beads from Grave 176, cemetery ERL 104, Eriswell. 757
Figure F.25 – Digitised x-radiograph of glass beads from Grave 182, cemetery ERL 104, Eriswell. 758
Figure F.26 – Digitised x-radiograph of glass beads from Grave 193, cemetery ERL 104, Eriswell. 758
Figure F.27 – Digitised x-radiograph of glass beads from Grave 195, cemetery ERL 104, Eriswell. 759
Figure F.28 – Digitised x-radiograph of glass beads from Grave 210, cemetery ERL 104, Eriswell. 759
Figure F.29 – Digitised x-radiograph of glass beads from Grave 218, cemetery ERL 104, Eriswell. 760
Figure F.30 – Digitised x-radiograph of glass beads from Grave 232, cemetery ERL 104, Eriswell. 760
Figure F.31 – Digitised x-radiograph of glass beads from Grave 237, cemetery ERL 104, Eriswell. 761
Figure F.32 – Digitised x-radiograph of glass beads from Grave 242, cemetery ERL 104, Eriswell. 761
Figure F.33 – Digitised x-radiograph of glass beads from Grave 242, cemetery ERL 104, Eriswell. 762
Figure F.34 – Digitised x-radiograph of glass beads from Grave 242, cemetery ERL 104, Eriswell. 762
Figure F.35 – Digitised x-radiograph of glass beads from Grave 242, cemetery ERL 104, Eriswell. 763
Figure F.36 – Digitised x-radiograph of glass beads from Grave 242, cemetery ERL 104, Eriswell. 763
Figure F.37 – Digitised x-radiograph of glass beads from Grave 243, cemetery ERL 104, Eriswell. 764
Figure F.38 – Digitised x-radiograph of glass beads from Grave 244, cemetery ERL 104, Eriswell. 764
Figure F.39 – Digitised x-radiograph of glass beads from Grave 252, cemetery ERL 104, Eriswell. 765
Figure F.40 – Digitised x-radiograph of glass beads from Grave 262, cemetery ERL 104, Eriswell. 765
Figure F.41 – Digitised x-radiograph of glass beads from Grave 263, cemetery ERL 104, Eriswell. 766
Figure F.42 – Digitised x-radiograph of glass beads from Grave 266, cemetery ERL 104, Eriswell. 766
Figure F.43 – Digitised x-radiograph of glass beads from Grave 268, cemetery ERL 104, Eriswell. 767
Figure F.44 – Digitised x-radiograph of glass beads from Grave 273, cemetery ERL 104, Eriswell. 767

Figure F.45 – Digitised x-radiograph of glass beads from Grave 281, cemetery ERL 104, Eriswell. 768
Figure F.46 – Digitised x-radiograph of glass beads from Grave 290, cemetery ERL 104, Eriswell. 768
Figure F.47 – Digitised x-radiograph of glass beads from Grave 305, cemetery ERL 104, Eriswell. 769
Figure F.48 – Digitised x-radiograph of glass beads from Grave 309, cemetery ERL 104, Eriswell. 769
Figure F.49 – Digitised x-radiograph of glass beads from Grave 315, cemetery ERL 104, Eriswell. 770
Figure F.50 – Digitised x-radiograph of glass beads from Grave 336, cemetery ERL 104, Eriswell. 770
Figure F.51 – Digitised x-radiograph of glass beads from Grave 343, cemetery ERL 104, Eriswell. 771
Figure F.52 – Digitised x-radiograph of glass beads from Grave 344, cemetery ERL 104, Eriswell. 771
Figure F.53 – Digitised x-radiograph of glass beads from Grave 350, cemetery ERL 104, Eriswell. 772
Figure F.54 – Digitised x-radiograph of glass beads from Grave 352, cemetery ERL 104, Eriswell. 772
Figure F.55 – Digitised x-radiograph of glass beads from Grave 353, cemetery ERL 104, Eriswell. 773
Figure F.56 – Digitised x-radiograph of glass beads from Grave 362, cemetery ERL 104, Eriswell. 773
Figure F.57 – Digitised x-radiograph of glass beads from Grave 363, cemetery ERL 104, Eriswell. 774
Figure F.58 – Digitised x-radiograph of glass beads from Grave 367, cemetery ERL 104, Eriswell. 774
Figure F.59 – Digitised x-radiograph of glass beads from Grave 367, cemetery ERL 104, Eriswell. 775
Figure F.60 – Digitised x-radiograph of glass beads from Grave 413, cemetery ERL 104, Eriswell. 775
Figure F.61 – Digitised x-radiograph of glass beads from Grave 414, cemetery ERL 104, Eriswell. 776
Figure F.62 – Digitised x-radiograph of glass beads from Grave 422, cemetery ERL 104, Eriswell. 776
Figure F.63 – Digitised x-radiograph of glass beads from Grave 447, cemetery ERL 104, Eriswell. 777
Figure F.64 – Digitised x-radiograph of glass beads from Grave 450, cemetery ERL 104, Eriswell. 777
Figure L.1 – BSE image showing the locations of the spot analyses shown in Table L.1. 867
Figure L.2 – BSE image showing the locations of the spot analyses shown in Table L.2. 867

LIST OF TABLES

VOLUME I

Table 2.2.1 – SEM-EDS area analyses of Early Byzantine glass tesserae (Caesarea, Israel) acquired from polished samples. 54
Table 2.2.2 – SEM-EDS area analyses of Early Byzantine glass tesserae (Caesarea, Israel) acquired from polished samples, compared to those acquired from flakes obtained using the DIAM technique. 58
Table 2.2.3 – SEM-EDS area analyses of Early Byzantine glass tesserae (Caesarea, Israel) acquired from polished samples, compared to those acquired directly from the tesserae by ESEM-EDS. 64
Table 2.3.1 – Elements and element oxides measured by SEM-EDS in the present study. 70
Table 2.3.2 – SEM-EDS area analyses of Corning A and B glass standards. 76
Table 2.3.3 – Elements measured by LA-ICP-MS in the present study. 80
Table 2.3.4 – Elemental MUQ (mud from Queensland) values used for normalisation of the LA-ICP-MS data (after Kamber *et al.* 2005). 86
Table 3.2.1 – X-radiographs of the opaque white beads from Eriswell, showing the method of opacification and those beads which are likely to contain opaque red glass at their core. 103
Table 3.2.2 – X-radiographs of the opaque red beads coated with opaque blue glass from Eriswell, showing the method of opacification and those beads which contain opaque red glass at their core. 107
Table 4.1.1 – A worked example of the re-summing (normalisation) process for opaque red sample ERL114:G413:1495, showing how iron and alumina values are assumed. 122
Table 4.2.1 – Average compositions for the different base glass types identified at Eriswell. 135
Table 4.4.1 – Average compositions for the five different sub-groups of 'Saxon I' and 'Saxon II' glass identified at Eriswell. 185
Table 4.4.2 – Hypothetical glass compositions for a mixture of 10% ash-rich glass (after Freestone *et al.* 2008) with 'Saxon I (natron)' glass, and of 10% beech ash (after Jackson *et al.* 2005) with 'Saxon II (natron)' glass, compared to the mean composition of 'Saxon II (high MgO, MnO)' glass. 199
Table 4.10.1 – Comparisons between the composition of bead body and applied decoration on the *Koch** bead types from Eriswell. 302
Table 5.1.1 – SEM-EDS area analyses of two different samples from the translucent blue glass decoration on bead ERL046:G38:1036, highlighting marked differences in the concentration of potash. 346
Table 5.1.2 – Selected SEM-EDS spot analyses of aluminium-rich inclusions observed in several translucent copper-green samples from Eriswell. 368
Table 5.1.3 – Selected SEM-EDS area and spot analyses of the fayalitic slag inclusions in 'dark' sample ERL104:G242:2273/16, showing the bulk composition of the slag and the composition of the different phases identified. 376
Table 5.2.1 – Selected SEM-EDS spot analyses of the aluminium-rich inclusions observed in several opaque yellow samples from Eriswell. 404
Table 5.2.2 – Selected SEM-EDS spot analyses of the aluminium-rich inclusions observed in several opaque green samples from Eriswell. 405
Table 5.2.3 – Selected SEM-EDS spot analyses of the aluminium-rich inclusions observed in several of the opaque red samples from Eriswell. 420
Table 5.2.4 – Selected SEM-EDS area analyses of the fayalitic and kirschsteinitic slag inclusions in several of the opaque red samples from Eriswell, highlighting the compositional differences between the two slag types. 424
Table 5.2.5 – Selected SEM-EDS spot analyses of the phases within the fayalitic slag inclusions observed in several of the opaque red samples from Eriswell. 427
Table 5.2.6 – Selected SEM-EDS spot analyses of the phases within the kirschsteinitic slag inclusions observed in several of the opaque red samples from Eriswell. 442
Table 5.2.7 – Selected SEM-EDS spot analyses of the sodium calcium lead-tin silicate crystals observed in opaque red sample ERL104:G262:1261. 448

VOLUME II

Table A.1. – The Eriswell glass bead catalogue.....551
Table B1 – The distribution of the bead types A-J at Eriswell. * denotes bead sub-types that have been grouped together.....670
Table B2 – The distribution of bead types K-Z at Eriswell. * denotes bead sub-types that have been grouped together.....675
Table G.1 – Raw SEM-EDS data for the glass beads from Eriswell, ordered numerically by grave and small finds number.....779
Table G.2 – Reduced SEM-EDS data for the glass beads from Eriswell, ordered numerically by grave and small finds number. Red numbers represent assumed values.....805
Table G.3 – Raw LA-ICP-MS sediment-related element (SRE) data for the glass beads from Eriswell, ordered numberically by grave and small finds number.....831
Table G.4 – Raw LA-ICP-MS rare earth element (REE) data for the glass beads from Eriswell, ordered numberically by grave and small finds number.....835
Table G.5 – Raw LA-ICP-MS colourant and colourant-related element data for the glass beads from Eriswell, ordered numberically by grave and small finds number.....839
Table H.1 – Raw SEM-EDS data for the glass beads from Spong Hill, ordered numerically by grave number.....844
Table H.2 – Reduced SEM-EDS data for the glass beads from Spong Hill, ordered numerically by grave. Red numbers represent assumed values.....849
Table I.1 – Raw SEM-EDS data for the glass beads from Bergh Apton, ordered numerically by grave number.....855
Table I.2 – Reduced SEM-EDS data for the glass beads from Bergh Apton, ordered numerically by grave. Red numbers represent assumed values.....857
Table J.1 – Raw SEM-EDS data for the glass beads from Morning Thorpe, ordered numerically by grave number.....860
Table J.2 – Reduced SEM-EDS data for the glass beads from Morning Thorpe, ordered numerically by grave. Red numbers represent assumed values.....861
Table K.1 – The composition of the different bead types analysed, showing the number of beads analysed, the number of beads excavated and their typical composition. * denotes bead sub-types that have been grouped together 863
Table L.1 – EDS pot analyses of the cobalt-rich phases in the cobalt-rich mineral inclusion in translucent blue sample ERL104:G263:1411 from Eriswell. For spectrum locations refer to Figure L.1.....868
Table L.2 – EDS pot analyses of the cobalt-deficient phases in the cobalt-rich mineral inclusion in translucent blue sample ERL104:G263:1411 from Eriswell. For spectrum locations refer to Figure L.2.....868

ACKNOWLEDGEMENTS

It is with great pleasure that I am able to thank the following people for their time and support over the past three years. Without their hard work, encouragement and guidance this project would not have been started, let alone completed.

First and foremost, I would like to thank my supervisors: Prof. John Hines, Prof. Ian Freestone and Dr. Panagiota (Yiota) Manti. John sustained and encouraged me throughout the project, especially in the final stages. His guidance, particularly in the archaeological aspects of the project, as well as his thorough proof-reading, is greatly appreciated. I am indebted to Ian, who could not have been a more inspirational supervisor, and without whom I would not have gained the analytical skills and experience necessary to complete the project in the years leading up to it. He also provided me with the Corning glass standards, cobalt wire and contemporary Early Byzantine material from Caesarea, Israel, for analysis. I am particularly grateful for his continued support and advice upon his leaving Cardiff. I am also grateful to Yiota for taking over from Ian as my second supervisor in the summer of 2011, and for her advice and support during the latter stages of the project.

This project would not have been possible without funding from the Ministry of Defence and Defence estates (United States Forces), through Suffolk County Council Archaeological Service (SCCAS) as a research partner. I am also grateful for financial assistance from Cardiff University Postgraduate Quality Committee, the Sir Cyril Fox Fund and Suffolk County Council, which enabled me to travel to Bury St. Edmunds, Norwich and London to collect and sample the beads analysed as part of this project. I also thank the *Association Internationale pour l'Histoire du Verre* (AIHV), Katholieke Univeriteit Leuven, Cardiff University Postgraduate Quality Committee, and the British *Association for the History of Glass* (AHG), for providing me with financial support to attend conferences in Piran (Slovenia), Leuven (Belgium), Brussels (Belgium) and York (UK) respectively, which were beneficial to my work.

There are a number of people in addition to those aforementioned whom I thank for providing me with access to materials and information. Jo Caruth, Senior Project Officer of Suffolk County Council Archaeological Service (SCCAS), provided me with access to the Eriswell bead assemblage and background material relating to the Eriswell cemetery complex and the beads themselves. She also kindly showed me around RAF Lakenheath and the surrounding countryside. Dr. Birte Brugmann meticulously examined and catalogued the Eriswell bead assemblage; without such a comprehensive and thorough typology, selection of a comprehensive range of beads for analysis would have been far more difficult and the full potential of the analytical data would certainly not have been realised. The results of this study are a credit to her hard work. Also thanks to Dr. Tim Pestell, Curator at Norwich Castle Museum, who kindly provided permission to sample a selection of early Anglo-Saxon glass beads from Spong Hill, Bergh Apton and Morning Thorpe in Norfolk for inclusion in the present study.

Numerous people assisted me with the technical aspects of the project. Particular thanks go to Phil Parkes, Cardiff University, for producing the reference standards spectra and maintaining the SEM, and for putting up with the path I wore to his office door whilst undertaking compositional analysis. I also thank Iain MacDonald, Cardiff University, for the time he spent training me to analyse glass by LA-ICP-MS, and for calibrating the equipment and the resulting data. Thanks to all of the undergraduate and masters Conservation students at Cardiff University, past and present, who helped to clean many of the Eriswell beads as part of their studies for photography prior to analysis: Melanie Keable, Marie Jordan, Helen Butler, Rebecca Lumsden, Jenny Matthiason and Ciarán Lavelle. I am grateful to John Morgan, formerly of Cardiff University but now retired, for the technical assistance he provided during digital photography of the beads. I also thank Sue Virgo, Cardiff University, for ordering the materials necessary for sample preparation on my behalf.

Thanks to all of those who provided me with specialist advice and support. Dr. Tim Young, Cardiff University, gave some particularly insightful comments regarding the identification of the metallurgical slag in the opaque red glass. Dr. Sonia O'Connor, University of Bradford, provided me with very useful information regarding wet-plate x-radiography; in particular the acquisition of high-quality

digital x-ray scans. I thank Dr. Andrew Meek, Department of Scientific Research, British Museum, for providing me with access to his scientific report on beads from the Ringlemere Anglo-Saxon cemetery. Thanks also to Dr. Sarah Paynter, English Heritage, for looking for the samples of Anglo-Saxon beads from Mucking and Edix Hill analysed by Cath Mortimer in the 1990's, which unfortunately could not be located, and for providing me with useful articles and references relating to the composition of metallurgical slag.

Finally, thanks to all of those who provided me with moral support, particularly my mother, who waded through this thesis correcting my bad grammar. Also thanks to my father and brother. Further thanks go to my friends, colleagues and housemates in Cardiff over the years, who put up with me at my worst (usually first thing in the morning), and put me up in London, Bath and Cardiff after I moved back to North Devon in the summer of 2012. In particular: Angharad Evans, Johnny Horn, Richard James, the 'Green' clan (Seann, Matt and Jessica), Melanie Keable, Helen Sivey, Jennifer Jones, Iain Bennett, Julia Best, Garth Wood, Jihyun Kwon, Emily Yates, Kate Hudson-McAulay, Morwenna Perrott, Joe Lewis, Alice Forward, Matt Nicholas, James Rodliff, Andrew Kelly, Neil Atherton, David Pearson, Susan Stratton, Lara Hogg, Robin Hawkins and Ellen Keld, in addition to the Conservation students previously mentioned.

It is to all of these people that I dedicate this thesis.

LIST OF ABBREVIATIONS

AD	Anno Domini
BC	Before Christ
b.d.	below detection
BEI	backscattered electron imaging
BSE	backscattered electron
c.	*circa*
cf.	*confer*, compare
cm	centimetres
cps	counts per second
DIAM	technique so-called for the removal of samples using diamond-coated files
EDS	energy-dispersive x-ray spectrometry
EPMA	electron probe microanalysis
ERL	Eriswell (as in ERL 104)
ESEM-EDS	environmental scanning electron microscopy with energy-dispersive x-ray spectrometry
G	grave (as in G242)
HIMT	High Iron, Manganese and Titanium
Hz	Hertz
ICP-MS	inductively coupled plasma mass spectrometry
ICPS	inductively coupled plasma spectroscopy
km	kilometres
kV	kilovolts / kilovoltage
LA-ICP-MS	laser ablation inductively coupled plasma mass spectrometry
mJ	millijoules
mm	millimetres
MoD	Ministry of Defence
MUQ	mud of Queensland
n	number (as in n = 1)
NIST	National Institute of Standards and Technology
n.a.	not analysed

no.	number
NMAS	Norfolk Museums and Archaeology Service
op.	opaque
PIGE	particle-induced gamma-ray emission
PIXE	particle-induced x-ray emission
ppm	parts per million
r^2	correlation coefficient
RA	relative accuracy
REE	rare earth elements
RSD	relative standard deviation
SCCAS	Suffolk County Council Archaeological Service
SD	standard deviation
SEI	secondary electron image
SEM	scanning electron microscope
SEM-EDS	scanning electron microscopy with energy-dispersive x-ray spectrometry
SF	small finds
SRE	sediment-related elements
SRM	standard reference materials
tr.	translucent
UCC	upper continental crust
µm	micron
USAF	United States Air Force
USF	United States Forces
UV	ultraviolet
vs.	versus
wt %	weight percent
XRF	x-ray fluorescence
%	percent, calculated by weight when used to indicate proportions of chemical compounds in text
*	indicates reduced or base glass composition normalised to 100% (*e.g.* Na_2O*). When used in conjunction with bead types (*e.g. WhitePoly**), it denotes when sub-types of bead are grouped together (*e.g. WhitePoly 1*, *WhitePoly2*, etc.)

For element oxide abbreviations refer to Chapter 2, Table 2.3.1.
For element abbreviations refer to Chapter 2, Table 2.3.3.

CHRONOLOGY

The early Anglo-Saxon period is assumed to encompass the period following the withdrawal of Rome from Britain until the mid-7th century (*i.e. c.* AD 411-650). The mid Anglo-Saxon period id assumed to encompass the mid-7th to mid-9th centuries (*i.e. c.* AD 651-850). The late Anglo-Saxon period is of little relevance to this study, but encompasses the centuries following the mid-9th century (*i.e. c.* AD 851-1100).

Brugmann's bead chronology is as follows (Brugmann 2004: 70):

- Phase A1 *c.* AD 450-530
- Phase A2 *c.* AD 480-580
- Phase A2b *c.* AD 530-580
- Phase B1 *c.* AD 555-600
- Phase B2 *c.* AD 580-650
- Phase C *c.* AD 650-700

All dates should be assumed as AD unless otherwise stated.

APPENDIX A

Eriswell Glass Bead Catalogue

The following catalogue is a list of the glass beads from Eriswell, adapted from a database complied by Birte Brugmann. Bead numbers are given, including small finds, grave and context numbers. Measurements and descriptions of the beads are also shown, which includes bead colour and translucency, bead shape, manufacturing technique and details of any decoration. The chronological and typological attributions of the beads according to Brugmann (2004) and Penn and Brugmann (2007), where available, have also been factored into the catalogue.

Table A.1. – The Eriswell glass bead catalogue

Bead Number	*Phase*	*Bead Type*	*Manufacturing Technique (Body)*	*Perforation, Cross Section*	*Perforation, Side 1*	*Perforation, Side 2*	*No. of Segments*	*Diameter (Body)*	*Length (Body)*	*Shape (Body)*	*Translucency (Body)*	*Colour (Body)*	*Manufacturing Technique (Decoration)*	*Decoration*
ERL046:G03:1226	A2	Constricted Cylindrical	drawn, perforated sides constricted	round	1	1,5	1	4	13	cylindrical, very long		blue	none	none
ERL046:G03:1228		Green Globular	wound	round	6	6	1	14	7	globular, short	translucent	green	none	none
ERL046:G03:1232		Green Globular	wound	round	5	5	1	15	7	globular, short	translucent	green	none	none
ERL046:G03:1271		RedPoly6	cylindrical, perforated sides not marvered flat	round	1,5	2,5	1	6	14	cylindrical, very long	opaque	red	applied	remains of ?translucent blue coating
ERL046:G03:1276	A2	Cloak	wound	round	2	2,5	1	8	7	globular, medium	opaque	red	applied	translucent blue/green coat
ERL046:G03:1279	A2	YellowGreen	wound, perforated sides not marvered flat	round	1	2	1	7	10	cylindrical, long	opaque	yellow	applied	translucent green irregular trail
ERL046:G03:1289		Blue Melon, Opaque	wound	round	2	3	1	6	6	asymmetrically globular, 5-ribbed cross section, medium	opaque	blue	none	none
ERL046:G03:1293	A2	Cloak	wound	round	1,5	2	1	9	7	globular, medium	opaque	red	applied	translucent blue/green coat covering almost entire bead

Table A.1 – *(continued).*

Bead Number	*Phase*	*Bead Type*	*Manufacturing Technique (Body)*	*Perforation, Cross Section*	*Perforation, Side 1*	*Perforation, Side 2*	*No. of Segments*	*Diameter (Body)*	*Length (Body)*	*Shape (Body)*	*Translucency (Body)*	*Colour (Body)*	*Manufacturing Technique (Decoration)*	*Decoration*
ERL046:G03:1297		*undefined*	wound, perforated sides not reworked	round	1	2	1	6	13	cylindrical, very long	opaque (disintegrated)	blue (discoloured?) on white core?	applied	remains of a small red applied streak
ERL046:G03:1299	A2	YellowGreen	wound, perforated sides not marvered flat	round	2	3	1	7	10	cylindrical, long	opaque	yellow	applied	translucent green irregular trail(s)
ERL046:G03:1303	A2	Norfolk YellowRed	wound, perforated sides not reworked	round	1	3	1	6	9	cylindrical, long	opaque	yellow	applied	opaque red irregular trail
ERL046:G03:1316		*undefined*	wound	? (badly preserved)						? (tiny fragments of translucent blue and opaque red)	? (badly preserved)	opaque red or translucent blue?	applied? (badly preserved)	? (badly preserved)
ERL046:G03:1322		WhitePoly3	wound	round	2	3	1	7	3	globular, short	opaque	white	applied	translucent blue circumferential wide crossing trail and 3 opaque red dots
ERL046:G03:1325		Blue Melon, Opaque	wound	round	1,5	3	1	7	6	asymmetrically globular, 5-ribbed cross section, medium	opaque	blue	none	none

Table A.1 – *(continued).*

Bead Number	*Phase*	*Bead Type*	*Manufacturing Technique (Body)*	*Perforation, Cross Section*	*Perforation, Side 1*	*Perforation, Side 2*	*No. of Segments*	*Diameter (Body)*	*Length (Body)*	*Shape (Body)*	*Translucency (Body)*	*Colour (Body)*	*Manufacturing Technique (Decoration)*	*Decoration*
ERL046:G05:1378		*undefined*	? (fragmented)	? (badly preserved)						? (fragmented)	? (badly preserved)	"black and white"	? (badly preserved)	black and white (completely smashed)
ERL046:G05:1403		Green Cylindrical	wound, perforated sides not marvered flat	round	2	3	1	8	9	cylindrical, medium	opaque	green	none	none
ERL046:G05:1411	A	Roman Cane	drawn, perforated sides broken off	round	2	2	1	4	4	cylindrical (fragmented)	translucent	blue	none	none
ERL046:G05:1419		Green Globular	wound	round	1	3	1	7	5	globular, short	opaque	green	none	none
ERL046:G05:1429	A	Constricted Cylindrical, light	drawn layers, constricted perforated sides	round	1,5	1,5	1	4	16	ribbed cylindrical, very long		light	none	none
ERL046:G05:1431	A	Norfolk YellowRed Variation?	wound, perforated sides not reworked	round	2	2,5	1	6	11	cylindrical, very long	opaque	red	applied	opaque yellow irregular trail
ERL046:G05:1432	A	Brown	wound, perforated sides snapped off?	round	2	2	1	6	7	globular, medium	translucent	pink-brown	none	none
ERL046:G05:1436		Blue Globular, opaque	wound	round	2	2	1	7	5	asymmetrical globular, short	opaque	blue	none	none
ERL046:G05:1438	A	Blue	wound	round	4	4	1	8	4	annular, short	translucent	blue	none	none

Table A.1 – *(continued).*

Bead Number	*Phase*	*Bead Type*	*Manufacturing Technique (Body)*	*Perforation, Cross Section*	*Perforation, Side 1*	*Perforation, Side 2*	*No. of Segments*	*Diameter (Body)*	*Length (Body)*	*Shape (Body)*	*Translucency (Body)*	*Colour (Body)*	*Manufacturing Technique (Decoration)*	*Decoration*
ERL046:G05:1459	A	Constricted Cylindrical	drawn, perforated sides constricted	round	1,5	1,5	1	5	19	cylindrical, very long		blue	none	none
ERL046:G05:1461		White Globular	wound	round	2	3	1	8	3	globular, short	opaque	white	none	none
ERL046:G05:1468		Green Cylindrical	wound, perforated sides not marvered flat	round	1	2,5	1	7	10	cylindrical, long	opaque	green	none	none
ERL046:G05:1474	A	Constricted Cylindrical	drawn, perforated sides constricted	round	1	1	1	4	18	cylindrical, very long		blue	none	none
ERL046:G05:1482	A	Constricted Cylindrical, light	drawn, perforated sides constricted	round	1,5	1,5	1	3	16	ribbed cylindrical, very long		light	none	none
ERL046:G05:1491		White Globular	wound	round	1,5	2,5	1	7	4	globular, short	opaque	white	none	none
ERL046:G05:1494		Green Globular	wound	round (squashed oval)	1	2	1	7	4	globular, short	opaque	green	none	none
ERL046:G05:1508	A	Constricted Cylindrical	drawn, perforated sides constricted	round	1,4		1	4		cylindrical, very long (fragmented)		blue	none	none
ERL046:G05:1513		White Globular	wound	round	2	3	1	7	4	globular, short	opaque	white	none	none

Table A.1 – *(continued).*

Bead Number	*Phase*	*Bead Type*	*Manufacturing Technique (Body)*	*Perforation, Cross Section*	*Perforation, Side 1*	*Perforation, Side 2*	*No. of Segments*	*Diameter (Body)*	*Length (Body)*	*Shape (Body)*	*Translucency (Body)*	*Colour (Body)*	*Manufacturing Technique (Decoration)*	*Decoration*
ERL046:G05:1516		White Globular	wound	round	1,5	3	1	7	4	globular, short	opaque	white	none	none
ERL046:G08:1545	A2	Constricted Segmented	drawn, perforated sides constricted	round	1	1	1	5	4	globular, medium		light	none	none
ERL046:G08:1546	A2	Constricted Cylindrical	drawn, perforated sides cut off but body constricted in one place (presumably careless production)	round	1	1	1	3	13	cylindrical, very long		blue	none	none
ERL046:G08:1547	A2	Constricted Cylindrical	drawn, perforated sides constricted	round	1	1	1	2	15	cylindrical, very long		blue	none	none
ERL046:G08:1548	A2	Constricted Cylindrical	drawn, perforated sides constricted	round	1	1	1	2	15	cylindrical, very long		blue	none	none
ERL046:G08:1550	A2	Constricted Segmented	drawn, perforated sides constricted	round	1	1	2	3	8	globular		light	none	none
ERL046:G08:1555	A2	Constricted Segmented	drawn, perforated sides constricted (fragments)	round			1			globular, medium (fragmented)		light	none	none
ERL046:G08:1557	A2	Constricted Segmented	drawn, perforated sides constricted	round			1			globular, medium (fragmented)		light	none	none

Table A.1 – *(continued).*

Bead Number	*Phase*	*Bead Type*	*Manufacturing Technique (Body)*	*Perforation, Cross Section*	*Perforation, Side 1*	*Perforation, Side 2*	*No. of Segments*	*Diameter (Body)*	*Length (Body)*	*Shape (Body)*	*Translucency (Body)*	*Colour (Body)*	*Manufacturing Technique (Decoration)*	*Decoration*
ERL046:G08:1562	A2	Constricted Segmented	drawn, perforated sides constricted, top layer lost	round	1	1	2		8	globular		light (gold)	none	none
ERL046:G08:1563	A2	Constricted Segmented	drawn, perforated sides constricted	round	1,5	1,5	1	4	4	globular, medium		light	none	none
ERL046:G08:1564	A2	Constricted Segmented	drawn, perforated sides constricted (fragment)	round						globular (fragmented)		light	none	none
ERL046:G08:1565	A2	Constricted Segmented	drawn, perforated sides constricted, top layer missing	round	1,5	1,5	1		5	globular		light	none	none
ERL046:G08:1566	A2	Constricted Segmented	drawn, perforated sides constricted, top layer lost	round	1	1	1		3	globular, medium		light	none	none
ERL046:G08:1567	A2	Constricted Segmented	drawn, perforated sides constricted	round	1	1	2	3	7	globular		light	none	none
ERL046:G08:1568	A2	Constricted Segmented	drawn, perforated sides constricted	round	1	1	1	4	4	globular, medium		light	none	none
ERL046:G08:1569	A2	Constricted Cylindrical	drawn, perforated sides constricted	round	1	1	1	2	14	cylindrical, very long		blue	none	none
ERL046:G08:1571	A2	Constricted Cylindrical	drawn, one perforated sides constricted, other cut off	round	1	1	1	2	16	cylindrical, very long		blue	none	none

Table A.1 – *(continued).*

Bead Number	*Phase*	*Bead Type*	*Manufacturing Technique (Body)*	*Perforation, Cross Section*	*Perforation, Side 1*	*Perforation, Side 2*	*No. of Segments*	*Diameter (Body)*	*Length (Body)*	*Shape (Body)*	*Translucency (Body)*	*Colour (Body)*	*Manufacturing Technique (Decoration)*	*Decoration*
ERL046:G08:1573	A2	Constricted Segmented	drawn, perforated sides constricted	round	1,5	1,5	2	4	7	globular		light	none	none
ERL046:G08:1574	A2	Constricted Segmented	drawn, perforated sides constricted	round	1	1	1	4	4	globular, medium		light	none	none
ERL046:G08:1575	A2	Constricted Segmented	drawn, perforated sides constricted, top layer lost	round	1	1	1		5	globular		light	none	none
ERL046:G08:1576	A2	Constricted Segmented	drawn, perforated sides constricted, top layer lost	round	1	1	1		4	globular, medium		light	none	none
ERL046:G08:1577	A2	Constricted Segmented	drawn, perforated sides constricted, top layer missing?	round	1,5	1,5	1	4	5	globular, medium		light	none	none
ERL046:G08:1578	A2	Constricted Segmented	drawn, perforated sides constricted, top layer lost	round	1,5	1,5	1		4	globular, medium		light	none	none
ERL046:G08:1580	A2	Constricted Segmented	drawn, perforated sides constricted	round	1	1	3	3	10	globular, medium		light	none	none
ERL046:G08:1581	A2	Constricted Segmented	drawn, perforated sides constricted	round	1	1	2	3	7	globular		light	none	none
ERL046:G08:1582	A2	Constricted Segmented	drawn, perforated sides constricted	round	1	1	2	3	7	globular		light	none	none

Table A.1 – *(continued).*

Bead Number	*Phase*	*Bead Type*	*Manufacturing Technique (Body)*	*Perforation, Cross Section*	*Perforation, Side 1*	*Perforation, Side 2*	*No. of Segments*	*Diameter (Body)*	*Length (Body)*	*Shape (Body)*	*Translucency (Body)*	*Colour (Body)*	*Manufacturing Technique (Decoration)*	*Decoration*
ERL046:G08:1583	A2	Constricted Segmented	drawn, perforated sides constricted	round	1	1	2	3	7	globular		light	none	none
ERL046:G08:1584	A2	Constricted Segmented	drawn, perforated sides constricted	round	1	1	2	3	7	globular		light	none	none
ERL046:G08:1585	A2	Constricted Segmented	drawn, perforated sides constricted, gold layer	round	1	1	3	4	10	globular		light	none	none
ERL046:G08:1586	A2	Constricted Cylindrical, discoloured	drawn, perforated sides constricted (badly preserved)	round			1			cylindrical, very long		light?	none	none
ERL046:G08:1587	A2	Constricted Segmented	drawn, perforated sides constricted	round	1	1	2	4	7	globular, medium		light	none	none
ERL046:G08:1588	A2	Constricted Segmented	drawn, perforated sides constricted	round	1	1	2	3	7	globular, medium		light	none	none
ERL046:G08:1589	A2	Constricted Segmented	drawn, perforated sides constricted, top layer lost?	round	1	1	1	4	3	globular, medium		light	none	none
ERL046:G08:1590	A2	Constricted Segmented	drawn, perforated sides constricted	round	1	1	3	3	10	globular		light	none	none
ERL046:G08:1591	A2	Constricted Segmented	drawn, perforated sides constricted	round	1	1	2	4	7	globular		light	none	none

Table A.1 – *(continued).*

Bead Number	*Phase*	*Bead Type*	*Manufacturing Technique (Body)*	*Perforation, Cross Section*	*Perforation, Side 1*	*Perforation, Side 2*	*No. of Segments*	*Diameter (Body)*	*Length (Body)*	*Shape (Body)*	*Translucency (Body)*	*Colour (Body)*	*Manufacturing Technique (Decoration)*	*Decoration*
ERL046:G08:1593		Red Cylindrical	wound, perforated sides not marvered flat	round	1,5	1,5	1	6	8	cylindrical, long	opaque	red	none	none
ERL046:G08:1595		WhitePoly6	wound	round	1	2	1	7	7	globular, medium	opaque	white	applied	translucent blue circumferential spiral trail
ERL046:G08:1596		Yellow Globular, opaque	wound	round (squashed oval)	1,5	3	1	7	4	globular, short	opaque	yellow with light green streaks	none	none
ERL046:G08:1597		White Globular	wound	round	2	2	1	7	3	globular, very short	opaque	white	none	none
ERL046:G08:1611		Green Globular	wound	round	2	3	1	9	5	globular, short	opaque	green	none	none
ERL046:G08:1612		WhitePoly6	wound	round	1,5	2	1	7	7	globular, medium	opaque	white	applied	translucent blue circumferential spiral trail
ERL046:G08:1613		Green Globular	wound	round	1	2	1	6	6	globular, medium	opaque	green	none	none
ERL046:G08:1614		WhitePoly6?	wound	round	1	2,5	1	6	4	globular, short	opaque	white	applied	translucent blue, ?circumferential ?spiral trail
ERL046:G08:1615	A2	Constricted Segmented	drawn, perforated sides constricted	round	1	1	2	3	7	globular		light	none	none

Table A.1 – *(continued).*

Bead Number	*Phase*	*Bead Type*	*Manufacturing Technique (Body)*	*Perforation, Cross Section*	*Perforation, Side 1*	*Perforation, Side 2*	*No. of Segments*	*Diameter (Body)*	*Length (Body)*	*Shape (Body)*	*Translucency (Body)*	*Colour (Body)*	*Manufacturing Technique (Decoration)*	*Decoration*
ERL046:G08:1616	A2	Constricted Segmented	drawn, perforated sides constricted	round	1,5	1,5	2	4	7	globular		light	none	none
ERL046:G08:1617	A2	Constricted Segmented	drawn, perforated sides constricted	round	1	1	2	4	6	globular, medium		light	none	none
ERL046:G08:1618	A2	Constricted Segmented	drawn, perforated sides constricted	round	1	1	2	3	7	globular		light	none	none
ERL046:G08:1619	A2	Constricted Segmented	drawn, perforated sides constricted	round	1	1	2	3	7	globular		light	none	none
ERL046:G08:1620	A2	Constricted Segmented	drawn, perforated sides constricted	round	1	1	1	4	4	globular, medium		light	none	none
ERL046:G08:1621	A2	Constricted Segmented	drawn, perforated sides constricted, top layer lost	round	1	1	1		5	globular		light	none	none
ERL046:G08:1622	A2	Constricted Cylindrical	drawn, perforated sides constricted	round	1	1	1	3	14	cylindrical, very long		blue	none	none
ERL046:G08:1624	A2	Constricted Segmented	drawn, perforated sides constricted, top layer lost	round	1,5	1,5	1		4	globular		light	none	none
ERL046:G08:1625	A2	Constricted Segmented	drawn, perforated sides constricted	round	1,5	1,5	1	4	4	globular, medium		light	none	none
ERL046:G08:1626	A2	Constricted Segmented	drawn, perforated sides constricted	round	1	1	1	4	5	globular, medium		light	none	none

Table A.1 – *(continued).*

Bead Number	*Phase*	*Bead Type*	*Manufacturing Technique (Body)*	*Perforation, Cross Section*	*Perforation, Side 1*	*Perforation, Side 2*	*No. of Segments*	*Diameter (Body)*	*Length (Body)*	*Shape (Body)*	*Translucency (Body)*	*Colour (Body)*	*Manufacturing Technique (Decoration)*	*Decoration*
ERL046:G08:1627	A2	Constricted Segmented	drawn, perforated sides constricted	round	1	1	2	5	9	globular		light	none	none
ERL046:G08:1628	A2	Constricted Segmented	drawn, perforated sides constricted, top layer lost	round	1	1	2		10	globular		light	none	none
ERL046:G08:1629	A2	Constricted Segmented	drawn, perforated sides constricted, top layer lost	round	1	1	1		4	globular, medium		light	none	none
ERL046:G08:1630	A2	Constricted Segmented	drawn, perforated sides constricted	round	1,5	1,5	2	4	8	globular		light	none	none
ERL046:G08:1631	A2	Constricted Segmented	drawn, perforated sides constricted	round	1	1	1	4	5	globular		light	none	none
ERL046:G08:1632	A2	Constricted Segmented	drawn, perforated sides constricted, top layer lost	round	1	1	1		4	globular		light	none	none
ERL046:G08:1633	A2	Constricted Segmented	drawn, perforated sides constricted, top layer lost	round	1,5	1,5	1		4	globular		light	none	none
ERL046:G08:1634	A2	Constricted Segmented	drawn, perforated sides constricted, top layer lost	round	1	1	1		5	globular		light	none	none
ERL046:G15:1740		DarkPoly1	wound, perforated sides marvered flat	round	7	7	1	18	9	globular, short		dark	applied	opaque white circumferential zigzag trail

Table A.1 – *(continued).*

Bead Number	*Phase*	*Bead Type*	*Manufacturing Technique (Body)*	*Perforation, Cross Section*	*Perforation, Side 1*	*Perforation, Side 2*	*No. of Segments*	*Diameter (Body)*	*Length (Body)*	*Shape (Body)*	*Translucency (Body)*	*Colour (Body)*	*Manufacturing Technique (Decoration)*	*Decoration*
ERL046:G18:1786	A2?	Cylindrical Pentagonal?	wound, one perforated side marvered flat	round	2	3	1	7	9	cylindrical, cross section slightly pentagonal, long	opaque	red	none	none
ERL046:G18:1787	A2?	Norfolk Melon-related?	wound	round	1,5	3	1	7	6	globular, 4-ribbed cross-section, medium	opaque	yellow	none	none
ERL046:G18:1788	A2?	Norfolk BlueWhite	wound, perforated side concave at one end	round	3	3	1	9	3	globular, short	opaque	white	applied	translucent blue irregular trail
ERL046:G24:1189	A	Constricted Segmented	drawn, perforated sides constricted	round	1	1	3	5	11	globular		light	none	none
ERL046:G24:1190	A	Constricted Segmented	drawn, perforated sides constricted	round	2	2	1	5		globular		light	none	none
ERL046:G24:1191	A	Constricted Segmented	drawn, perforated sides constricted, top layer lost	round	1	1	1		6	globular		light	none	none
ERL046:G25:1652	A2	Norfolk YellowRed	wound, perforated sides not reworked	round	1,5	3	1	6	11	cylindrical, very long	opaque	yellow	applied	opaque red irregular trail

Table A.1 – *(continued).*

Bead Number	*Phase*	*Bead Type*	*Manufacturing Technique (Body)*	*Perforation, Cross Section*	*Perforation, Side 1*	*Perforation, Side 2*	*No. of Segments*	*Diameter (Body)*	*Length (Body)*	*Shape (Body)*	*Translucency (Body)*	*Colour (Body)*	*Manufacturing Technique (Decoration)*	*Decoration*
ERL046:G25:1689		Rim fragment of a glass vessel	fragment of folded vessel rim	round	1,5	2	1	6	22	irregularly cylindrical, slightly curved, very long	translucent	blue/green	none	none
ERL046:G25:1691	A2	Traffic Light Twisted Trail	wound	round	1	3	1	6	9	cylindrical, long	opaque	red	applied	opaque yellow and translucent green twisted trail
ERL046:G38:1030		*undefined*	wound	round	1	3	1	8	9	globular, medium, ribbed cross section	? (badly preserved)	? (badly preserved)	? (badly preserved)	? (badly preserved)
ERL046:G38:1033	A2	Norfolk Melon-related?	wound	round	1,5	3	1	9	9	globular, medium, 4-ribbed cross section	opaque	green (light)	none	none
ERL046:G38:1035		WhitePoly6	wound, perforated sides not reworked	round	1	2	1	6	7	cylindrical, medium	opaque	white	applied	translucent blue circumferential spiral trail
ERL046:G38:1036		WhitePoly6?	wound, perforated sides not reworked	round	1,5	2	1	6	7	cylindrical, medium	opaque	red	applied	translucent blue circumferential streak (probably attempted spiral)
ERL046:G38:1038		WhitePoly6?	wound	round	1,5	3	1	8	9	cylindrical, medium	opaque	white	applied	translucent blue, ?circumferential ?spiral trail

Table A.1 – *(continued).*

Bead Number	*Phase*	*Bead Type*	*Manufacturing Technique (Body)*	*Perforation, Cross Section*	*Perforation, Side 1*	*Perforation, Side 2*	*No. of Segments*	*Diameter (Body)*	*Length (Body)*	*Shape (Body)*	*Translucency (Body)*	*Colour (Body)*	*Manufacturing Technique (Decoration)*	*Decoration*
ERL046:G38:1040	A2	Norfolk Melon-related?	wound	round	1	3	1	8	10	globular, medium, 4-ribbed cross section	opaque	green (light)	none	none
ERL046:G38:1044		WhitePoly6	wound (badly preserved)	round	1	3	1	7	10	cylindrical, long	opaque	white	applied	translucent blue circumferential spiral trail
ERL046:G38:1046		Red Cylindrical	wound, perforated sides not marvered flat	round	1	3	1	8	10	cylindrical, long	opaque	red	none	none
ERL046:G38:1048	A2	YellowGreen	wound, perforated sides not marvered flat	round	1	3	1	7	12	cylindrical, long	opaque	yellow	applied	translucent green circumferential wavy and spiral trail
ERL046:G38:1049		WhitePoly6?	wound	round	2	3	1			? (badly preserved)	opaque	white	applied	translucent blue, ?circumferential ?spiral trail
ERL046:G38:1051		BlueGreen Melon	wound	round	1	3	1	9	10	globular, 5-ribbed cross-section, medium	translucent	blue/green	none	none
ERL046:G38:1053	A2	Traffic Light Twisted Trail	wound	round	2	3	1	8	13	cylindrical, long	opaque	red	applied	opaque yellow and translucent green twisted trail

Table A.1 – *(continued).*

Bead Number	*Phase*	*Bead Type*	*Manufacturing Technique (Body)*	*Perforation, Cross Section*	*Perforation, Side 1*	*Perforation, Side 2*	*No. of Segments*	*Diameter (Body)*	*Length (Body)*	*Shape (Body)*	*Translucency (Body)*	*Colour (Body)*	*Manufacturing Technique (Decoration)*	*Decoration*
ERL046:G38:1063		RedPoly6	wound	round	1	2,5	1	7	6	globular, medium	opaque	red	applied	almost entirely covered by opaque blue
ERL046:G38:1067		WhitePoly6	wound, perforated sides not reworked	round	1	2	1	6	7	cylindrical, medium	opaque	white	applied	translucent blue circumferential spiral trail
ERL046:G38:1151		BlueGreen Melon	wound	round	1	2	1	8	9	globular, 5-ribbed cross section, medium	translucent	blue/green	none	none
ERL046:G38:1152	A2	YellowGreen	wound, perforated sides not marvered flat	round	1	3	1	7	13	cylindrical, very long	opaque	yellow	applied	translucent green circumferential wave and spiral trail
ERL046:G38:1153		Red Cylindrical	wound, perforated sides not marvered flat	round	1	3	1	8	9	cylindrical, medium	opaque	red	none	none
ERL046:G38:1154	A2	Norfolk Melon-related?	wound	round	1	2	1	9	9	globular, 4-ribbed cross section, medium	opaque	yellow	none	none

Table A.1 – *(continued).*

Bead Number	*Phase*	*Bead Type*	*Manufacturing Technique (Body)*	*Perforation, Cross Section*	*Perforation, Side 1*	*Perforation, Side 2*	*No. of Segments*	*Diameter (Body)*	*Length (Body)*	*Shape (Body)*	*Translucency (Body)*	*Colour (Body)*	*Manufacturing Technique (Decoration)*	*Decoration*
ERL046:G42:1075		Glass vessel fragment, hollow	fragment of folded vessel rim	drop-shaped	2	2	1	8	12	cylindrical, cross section round with ridge, long	translucent	blue/green	none	none
ERL046:G42:1077		Glass vessel fragment, hollow	fragment of folded vessel rim	round	2	2	1	8	8	cylindrical, cross section round with ridge, medium	translucent	blue/green	none	none
ERL046:G42:1116	A?	Roman Cane	drawn, perforated sides cut off	round	1,5	1,5	1	5	11	cylindrical, very long	translucent	blue	none	none
ERL046:G42:1118	A?	Brown	wound	round	3	3	1	6	3	annular, short	translucent	pink-brown	none	none
ERL046:G42:1142		Glass bead fragment?	lobe of a bead or foot of a vessel?					7	9	cone-shaped (non-functional fragment)	translucent	blue/green	applied	raised white dot on the rounded end
ERL046:G43:1721		Red Cylindrical	wound, perforated sides not marvered flat	round	1,5	2	1	7	9	cylindrical, long	opaque	red	none	none
ERL046:G43:1726		RedPoly5	wound, perforated sides not marvered flat	round	1	3	1	6	8	cylindrical, long	opaque	red	applied	opaque yellow and transparent streaks
ERL046:G43:1748	A?	Constricted Segmented	drawn, perforated sides constricted, gold layer	round	1,5	1,5	2	5	8	globular		light	none	none

Table A.1 – *(continued).*

Bead Number	*Phase*	*Bead Type*	*Manufacturing Technique (Body)*	*Perforation, Cross Section*	*Perforation, Side 1*	*Perforation, Side 2*	*No. of Segments*	*Diameter (Body)*	*Length (Body)*	*Shape (Body)*	*Translucency (Body)*	*Colour (Body)*	*Manufacturing Technique (Decoration)*	*Decoration*
ERL046:G44:1004	A2	Roman Cane	drawn, perforated sides broken off	round	2	2	1	6	13	cylindrical, very long	translucent	blue	none	none
ERL046:G44:1005	A2	Constricted Segmented	drawn, perforated sides constricted	round	1,5	1,5	1	5	4	globular		light	none	none
ERL046:G44:1008	A2	Constricted Segmented	drawn, perforated sides constricted	round	1	1	2	5	9	globular		light	none	none
ERL046:G44:1010	A2	Constricted Segmented	drawn, perforated sides constricted	round	1,5	1,5	1	5	4	globular, medium		light	none	none
ERL046:G44:1014	A2	Constricted Segmented	drawn, perforated sides constricted	round	1	1,5	2	5	9	globular		light	none	none
ERL046:G44:1015	A2	Constricted Cylindrical	drawn, perforated sides broken	round	1	1	1	3	8	cylindrical, very long		blue	none	none
ERL046:G44:1017	A2	Constricted Segmented	drawn, perforated sides constricted	round	1	1	2	4	8	globular		light	none	none
ERL046:G44:1018	A2	Constricted Cylindrical	drawn, perforated sides constricted	round	1	1	1	3	13	cylindrical, very long		blue	none	none
ERL046:G49:1776/1		Yellow Globular, opaque	wound	round	1,5	2	1	7	5	globular, short	opaque	yellow	none	none
ERL046:G49:1776/2		Yellow Globular, opaque	wound	round	1	1,5	1	8	6	globular, medium	opaque	yellow	none	none

Table A.1 – *(continued).*

Bead Number	*Phase*	*Bead Type*	*Manufacturing Technique (Body)*	*Perforation, Cross Section*	*Perforation, Side 1*	*Perforation, Side 2*	*No. of Segments*	*Diameter (Body)*	*Length (Body)*	*Shape (Body)*	*Translucency (Body)*	*Colour (Body)*	*Manufacturing Technique (Decoration)*	*Decoration*
ERL046:G49:1776/3		Yellow Globular, opaque	wound	round	1,5	1,5	1	7	6	globular, medium	opaque	yellow	none	none
ERL046:G49:1776/4		Yellow Globular, opaque	wound	round	1	1	1	8	5	globular, short	opaque	yellow	none	none
ERL046:G49:1776/5		Yellow Globular, opaque	wound	round	1	2	1	6	3	globular, short	opaque	yellow	none	none
ERL046:G49:1776/6		Yellow Globular, opaque	wound	round	1,5	2	1	6	4	globular, short	opaque	yellow	none	none
ERL046:G49:1776/7		Yellow Globular, opaque	wound	round	1,5	2	1	7	5	globular, short	opaque	yellow	none	none
ERL046:G49:1776/8		Yellow Globular, opaque	wound	round	1	2	1	7	3	globular, short	opaque	yellow	none	none
ERL104:G107:1102	B2	Koch34	wound, one perforated side snapped off	round	3	3	1	8	7	cylindrical, medium	opaque	red	applied	opaque white circumferential narrow crossing trail
ERL104:G107:1103	B2	Orange	wound	round	5	5	1	9	8	globular, medium	opaque	orange	none	none

Table A.1 – *(continued).*

Bead Number	*Phase*	*Bead Type*	*Manufacturing Technique (Body)*	*Perforation, Cross Section*	*Perforation, Side 1*	*Perforation, Side 2*	*No. of Segments*	*Diameter (Body)*	*Length (Body)*	*Shape (Body)*	*Translucency (Body)*	*Colour (Body)*	*Manufacturing Technique (Decoration)*	*Decoration*
ERL104:G107:1105	B2	Orange	wound	round	4	4	1	10	9	globular, medium	opaque	orange	none	none
ERL104:G107:1122		*undefined*	wound? (badly preserved)	round	3	3	1			? (badly preserved)	opaque	yellow	? (badly preserved)	? (badly preserved)
ERL104:G107:1123	B2	Koch34	wound, one perforated side snapped off	round	3	3	1	7	7	globular, medium	opaque	red	applied	opaque white circumferential narrow crossing trail
ERL104:G107:1124		White Globular	wound	round	3	3	1	7	5	globular, short	opaque	white	none	none
ERL104:G107:1125	B2	Koch34	wound	round	3	3	1	7	6	globular, medium	opaque	red	applied	opaque yellow circumferential narrow crossing trail
ERL104:G107:1126	B2	Koch34	wound, one perforated side snapped off	round	3	3	1	8	7	globular, medium	opaque	red	applied	opaque white circumferential narrow crossing trail
ERL104:G107:1127		Red Globular	wound	round	2	5	1	6	5	globular, medium	opaque	red	none	none

Table A.1 – *(continued).*

Bead Number	*Phase*	*Bead Type*	*Manufacturing Technique (Body)*	*Perforation, Cross Section*	*Perforation, Side 1*	*Perforation, Side 2*	*No. of Segments*	*Diameter (Body)*	*Length (Body)*	*Shape (Body)*	*Translucency (Body)*	*Colour (Body)*	*Manufacturing Technique (Decoration)*	*Decoration*
ERL104:G107:1128	B2	Koch34	wound, one perforated side snapped off	round	2	2	1	7	6	cylindrical, medium	opaque	white	applied	translucent blue (turquoise) circumferential narrow crossing trail
ERL104:G107:1129	B2	Koch34	wound, one perforated side snapped off	round	3	4	1	7	7	cylindrical, medium	opaque	red	applied	opaque white circumferential narrow crossing trail
ERL104:G107:1130	B2	Koch34	wound, one perforated side snapped off	round	3	4	1	7	7	cylindrical, medium	opaque	red	applied	opaque white circumferential narrow crossing trail
ERL104:G107:1132		Red Globular	wound	round	4	4	1	5	6	globular, medium	opaque	red	none	none
ERL104:G107:1133	B2	Koch34	wound, one perforated side snapped off (larger perforation)	round	2	3	1	8	6	globular, medium	opaque	red	applied	opaque white circumferential narrow crossing trail
ERL104:G107:1134	B2	Koch34	wound, one perforated side snapped off	round	2	3	1	7	6	globular, medium	opaque	red	applied	opaque white circumferential narrow crossing trail

Table A.1 – *(continued).*

Bead Number	*Phase*	*Bead Type*	*Manufacturing Technique (Body)*	*Perforation, Cross Section*	*Perforation, Side 1*	*Perforation, Side 2*	*No. of Segments*	*Diameter (Body)*	*Length (Body)*	*Shape (Body)*	*Translucency (Body)*	*Colour (Body)*	*Manufacturing Technique (Decoration)*	*Decoration*
ERL104:G107:1135	B2	Koch34	wound	round	3	3	1	6	6	cylindrical, medium	opaque	red	applied	opaque white circumferential narrow crossing trail
ERL104:G107:1136	B2	Koch34	wound, one perforated side snapped off	round	2	3	1	6	7	cylindrical, medium	opaque	red	applied	opaque yellow narrow crossing trail
ERL104:G107:1137		White Globular	wound	round	3	3	1	6	5	globular, medium	opaque	white	none	none
ERL104:G107:1138	B2	Koch34	wound, one perforated side snapped off	round	3	3	1	7	6	globular, medium	opaque	red	applied	opaque white circumferential narrow crossing trail
ERL104:G107:1139		*undefined*	wound	round	3	3	1	7	6	globular, medium	? (badly preserved)	white? (discoloured)	? (badly preserved)	? (badly preserved)
ERL104:G107:1140	B2	Koch34	wound, both perforated sides snapped off	round	3	3	1	6	5	globular, medium	opaque	red	applied	opaque white circumferential narrow crossing trails
ERL104:G107:1141	B2	Koch34	wound, one perforated side snapped off	round	2	3	1	8	6	globular, medium	opaque	red	applied	opaque white circumferential narrow crossing trail

Table A.1 – *(continued).*

Bead Number	*Phase*	*Bead Type*	*Manufacturing Technique (Body)*	*Perforation, Cross Section*	*Perforation, Side 1*	*Perforation, Side 2*	*No. of Segments*	*Diameter (Body)*	*Length (Body)*	*Shape (Body)*	*Translucency (Body)*	*Colour (Body)*	*Manufacturing Technique (Decoration)*	*Decoration*
ERL104:G107:1142		White Globular	wound	round	3	3	1	6	5	globular, medium	opaque	white	none	none
ERL104:G107:1143	B2	Koch34	wound, one perforated side snapped off	round	3	3	1	7	5	globular, short	opaque	red	applied	opaque white circumferential narrow crossing trail
ERL104:G107:1145	B2	Koch34	wound, one perforated side snapped off after decoration was applied	round	3	3	1	7	6	cylindrical, medium	opaque	white	applied	translucent blue (turqouise) circumferential narrow crossing trail
ERL104:G109:1100	B	Dot34	wound	round	5	6	1	17	13	globular, medium	opaque	white	applied	opaque red dots and translucent greyish blue circumferential narrow crossing waves
ERL104:G112:1023		Blue Biconical, opaque	wound	round	3	4	1	11	10	biconical, medium	opaque	blue	none	none
ERL104:G112:1025/1		Red Globular	wound	round	2	3	1	8	7	globular, medium	opaque	red	none	none
ERL104:G115:1019		Bead or remains of a vessel?	from vessel?	none						lump, melted	translucent	blue/green	none	none

Table A.1 – *(continued).*

Bead Number	*Phase*	*Bead Type*	*Manufacturing Technique (Body)*	*Perforation, Cross Section*	*Perforation, Side 1*	*Perforation, Side 2*	*No. of Segments*	*Diameter (Body)*	*Length (Body)*	*Shape (Body)*	*Translucency (Body)*	*Colour (Body)*	*Manufacturing Technique (Decoration)*	*Decoration*
ERL104:G116:3481/1	B2-C	Orange	wound	round	3	4	1	9	8	biconical, medium	opaque	orange	none	none
ERL104:G116:3481/2	B2-C	Orange	wound	round	3	4	1	9	8	globular, medium	opaque	orange	none	none
ERL104:G132:1090	C	Doughnut	pierced	round	1	1	1	11	5	asymmetrical globular, short	translucent	blue/green	none	none
ERL104:G132:1113	C	BlGrSpiral	wound	round	4	4	1	15	5	globular, very short	opaque	white	applied	translucent green circumferential spiral trail, mostly lost
ERL104:G136:1002		BluePoly2	wound; bead attached to white-metal (silver?) suspension loop with coiled terminals		7	7	1	18	10	barrel-shaped, short	translucent	blue	applied	white circumferential waved trail
ERL104:G144:2559	A1	Dark Globular	wound	round	5		1	16	9	globular, medium		dark	none	none
ERL104:G144:2560	A1	Blue	wound	round	4	4	1	9	5	globular, medium	translucent	blue	none	none
ERL104:G144:2561	A1	Traffic Light Twisted Trail	wound	round	2	3	1	13	11	globular, medium	opaque	red	applied	opaque yellow and translucent green twisted trail
ERL104:G144:2562		Red Globular	wound	round	3	3	1	11	8	globular, short	opaque	red	none	none

Table A.1 – *(continued).*

Bead Number	*Phase*	*Bead Type*	*Manufacturing Technique (Body)*	*Perforation, Cross Section*	*Perforation, Side 1*	*Perforation, Side 2*	*No. of Segments*	*Diameter (Body)*	*Length (Body)*	*Shape (Body)*	*Translucency (Body)*	*Colour (Body)*	*Manufacturing Technique (Decoration)*	*Decoration*
ERL104:G144:2563		WhitePoly3	wound	round	2		1	13	10	globular, medium	opaque	white	applied	translucent blue circumferential wide crossing trail and 3 opaque red dots
ERL104:G144:2564	A1	Traffic Light Twisted Trail	wound	round	2	4	1	11	14	cylindrical, rectangular cross section, long	opaque	red	applied	red trails on edges, on opaque yellow and translucent green twisted trail
ERL104:G144:2565	A1	Blue	wound	round	4	4	1	8	4	annular, short	translucent	blue	none	none
ERL104:G144:2566	A1	Traffic Light Twisted Trail	wound	round	1	3	1	11	13	cylindrical, rectangular cross section, medium	opaque	red	applied	opaque yellow and translucent green twisted trail
ERL104:G144:2567	A1	Traffic Light Twisted Trail	wound	round	2	3	1	12	12	cylindrical, rectangular cross section, medium	opaque	red	applied	opaque yellow and translucent green twisted trail
ERL104:G144:2568		BlueGreen Cylindrical	folded, perforated sides marvered flat	round	1	2	1	10	19	cylindrical, 5-ribbed cross-section, medium	translucent	blue/green	none	none

Table A.1 – *(continued).*

Bead Number	*Phase*	*Bead Type*	*Manufacturing Technique (Body)*	*Perforation, Cross Section*	*Perforation, Side 1*	*Perforation, Side 2*	*No. of Segments*	*Diameter (Body)*	*Length (Body)*	*Shape (Body)*	*Translucency (Body)*	*Colour (Body)*	*Manufacturing Technique (Decoration)*	*Decoration*
ERL104:G144:2569		WhitePoly7	wound	round	1	4	1	10	13	cylindrical, rectangular cross section, long	opaque	white	applied	translucent blue trail on edges, 4 opaque red dots
ERL104:G144:2570	A1	Blue	wound	round	4	4	1	9	5	globular, short	translucent	blue	none	none
ERL104:G144:2571	A1	Blue	wound	round	6	6	1	11	6	annular, short	translucent	blue	none	none
ERL104:G144:2572	A1	Blue	wound	round	4	4	1	9	5	globular, short	translucent	blue	none	none
ERL104:G144:2578	A1	Blue	wound	round	4	4	1	10	4	globular, short	translucent	blue	none	none
ERL104:G144:2579		Red Globular	wound	round	2	3	1	9	9	globular, medium	opaque	red	none	none
ERL104:G144:2580	A1	Traffic Light Twisted Trail	wound	round	2	4	1	10	16	cylindrical, long	opaque	red	applied	opaque yellow and translucent green twisted trail
ERL104:G144:2581		Red Globular	wound	round	2	3	1	9	8	irregularly globular, medium	opaque	red	none	none
ERL104:G144:2582	A1	Blue	wound	round	5	5	1	11	5	globular, short	translucent	blue	none	none
ERL104:G144:2583	A1	Traffic Light Twisted Trail	wound	round	2	4	1	12	21	cylindrical, rectangular cross section, very long	opaque	red	applied	opaque yellow and translucent green twisted trail

Table A.1 – *(continued).*

Bead Number	*Phase*	*Bead Type*	*Manufacturing Technique (Body)*	*Perforation, Cross Section*	*Perforation, Side 1*	*Perforation, Side 2*	*No. of Segments*	*Diameter (Body)*	*Length (Body)*	*Shape (Body)*	*Translucency (Body)*	*Colour (Body)*	*Manufacturing Technique (Decoration)*	*Decoration*
ERL104:G144:2584	A1	Traffic Light Twisted Trail	wound	round	1	4	1	10	17	cylindrical, long	opaque	red	applied	opaque yellow and translucent green twisted trail
ERL104:G144:2585	A1	Blue	wound	round	4	4	1	8	4	annular, short	translucent	blue	none	none
ERL104:G144:2586	A1	Cloak	wound	round	2	3	1	10	8	globular, medium	opaque	yellow	applied	translucent green coat
ERL104:G144:2593	A1	Blue	wound	round	4	4	1	8	5	annular, short	translucent	blue	none	none
ERL104:G144:2594 & 2595	A1	Hourglass Variation	wound	round	2	3	1	12		globular, short	translucent	blue/green	applied	opaque yellow irregular trail
ERL104:G144:2596	A1	Blue	wound	round	5	5	1	9	4	annular, short	translucent	blue	none	none
ERL104:G144:2597		Yellow Globular, opaque	wound	round	2	3	1	8	8	globular, medium	opaque	yellow	none	none
ERL104:G144:2598	A1	Traffic Light Twisted Trail	wound	round	2	3	1	10	8	globular, medium	opaque	green	applied	opaque yellow and opaque red circumferential twisted trail
ERL104:G144:2599		Red Globular	wound	round	2	3	1	8	4	globular, short	opaque	red	none	none
ERL104:G144:2600	A1	Blue	wound	round	4	4	1	9	4	globular, short	translucent	blue	none	none
ERL104:G144:2601	A1	Traffic Light Twisted Trail	wound	round	1	2	1	8	7	globular, medium	opaque	green	applied	opaque yellow and opaque red circumferential twisted trail

Table A.1 – *(continued).*

Bead Number	*Phase*	*Bead Type*	*Manufacturing Technique (Body)*	*Perforation, Cross Section*	*Perforation, Side 1*	*Perforation, Side 2*	*No. of Segments*	*Diameter (Body)*	*Length (Body)*	*Shape (Body)*	*Translucency (Body)*	*Colour (Body)*	*Manufacturing Technique (Decoration)*	*Decoration*
ERL104:G144:2602	A1	Traffic Light Twisted Trail	wound	round	2	3	1	10	9	globular, medium	opaque	red	applied	opaque yellow and translucent green twisted trail
ERL104:G144:2603		Red Globular	wound	round	1	2	1	8	6	globular, medium	opaque	red	none	none
ERL104:G144:2604		Green Melon, ribbed	wound	round	1	3	1	8	8	globular, 5-ribbed cross-section, medium	opaque	green	none	none
ERL104:G144:2605		*undefined*	wound	round	2	3	1	10	9	globular, medium	? (badly preserved)	? (badly preserved)	? (badly preserved)	? (badly preserved)
ERL104:G144:2606		WhitePoly7	wound	round	1	3	1	10	12	cylindrical, rectangular cross section, medium	opaque	white	applied	translucent blue trail on edges, 4 opaque red dots
ERL104:G144:2607	A1	Blue?	wound	round	3	3	1	9	5	globular, short	? (badly preserved)	blue? (discoloured)	? (badly preserved)	? (badly preserved)
ERL104:G144:2608		Green Globular	wound	round	2	3	1	7	4	globular, short	translucent	green	none	none
ERL104:G144:2609	A1	Blue	wound	round	5	5	1	9	4	annular, short	translucent	blue	none	none
ERL104:G144:2610	A1	Blue	wound	round	3	3	1	8	4	globular, short	translucent	blue	none	none

Table A.1 – *(continued).*

Bead Number	*Phase*	*Bead Type*	*Manufacturing Technique (Body)*	*Perforation, Cross Section*	*Perforation, Side 1*	*Perforation, Side 2*	*No. of Segments*	*Diameter (Body)*	*Length (Body)*	*Shape (Body)*	*Translucency (Body)*	*Colour (Body)*	*Manufacturing Technique (Decoration)*	*Decoration*
ERL104:G144:2611		*undefined*	wound, perforated sides marvered flat	round	1	3	1	10	10	cylindrical, medium	? (badly preserved)	blue? (discoloured)	? (badly preserved)	? (badly preserved)
ERL104:G148:2732	A1	Blue	wound	round	3	3	1	8	3	globular, short	translucent	blue	none	none
ERL104:G148:2733	A1	Blue	wound	round	4	4	1	8	3	annular, short	translucent	blue	none	none
ERL104:G148:2734	A1	Blue	wound	round	3	3	1	7	3	globular, short	translucent	blue	none	none
ERL104:G148:2735		Red Melon	wound, perforated sides marvered flat	round	1	2	1	8	8	globular, 6-ribbed cross section, medium	opaque	red	none	none
ERL104:G148:2736	A1	Blue	wound	round	4	4	1	8	3	annular, short	translucent	blue	none	none
ERL104:G148:2737	A1	Blue	wound	round	4	4	1	9	5	globular, short	translucent	blue	none	none
ERL104:G148:2738	A1	Blue	wound	round	4	4	1	10	5	globular, short	translucent	blue	none	none
ERL104:G148:2739		WhitePoly3	wound	round	3	4	1	13	8	globular, short	opaque	white	applied	translucent blue circumferential wide crossing trail and 3 opaque red dots
ERL104:G148:2740	A1	Blue	wound	round	5	5	1	10	4	annular, short	translucent	blue	none	none
ERL104:G148:2741	A1	Blue	wound	round	4	4	1	10	5	globular, short	translucent	blue	none	none
ERL104:G148:2742	A1	Blue	wound	round	4	4	1	9	4	globular, short	translucent	blue	none	none
ERL104:G148:2743		Red Globular	wound	round	2	2	1	7	3	globular, short	opaque	red	none	none

Table A.1 – *(continued).*

Bead Number	*Phase*	*Bead Type*	*Manufacturing Technique (Body)*	*Perforation, Cross Section*	*Perforation, Side 1*	*Perforation, Side 2*	*No. of Segments*	*Diameter (Body)*	*Length (Body)*	*Shape (Body)*	*Translucency (Body)*	*Colour (Body)*	*Manufacturing Technique (Decoration)*	*Decoration*
ERL104:G148:2744	A1	Blue	wound	round	3	3	1	8	3	globular, short	translucent	blue	none	none
ERL104:G148:2745	A1	Blue	wound	round	4	4	1	8	3	annular, short	translucent	blue	none	none
ERL104:G148:2746	A1	Blue	wound	round	4	4	1	8	4	annular, short	translucent	blue	none	none
ERL104:G155:3397	A	Constricted Cylindrical, light	drawn, perforated sides constricted	round	1,5	1,5	1	3	12	cylindrical, very long		light	none	none
ERL104:G155:3398	A	Constricted Segmented	drawn (top layer mostly lost), perforated sides constricted	round	1	1	1	4	4	globular, medium		light	none	none
ERL104:G155:3399/1	A	Constricted Segmented	drawn (top layer lost), perforated sides constricted	round	1,5	1,5	1	3	4	globular, medium		light	none	none
ERL104:G155:3399/2	A	Constricted Segmented	drawn, perforated sides constricted	round	1,5	2	1	3	4	globular, medium		light	none	none
ERL104:G155:3401	A	Constricted Cylindrical, light	drawn (top layer lost), perforated sides constricted	round	1	1	1	3	10	ribbed cylindrical, very long		light	none	none
ERL104:G155:3402	A	Constricted Segmented	drawn (top layer lost), perforated sides constricted	round	2	2	3	4	10	globular		light	none	none

Table A.1 – *(continued).*

Bead Number	*Phase*	*Bead Type*	*Manufacturing Technique (Body)*	*Perforation, Cross Section*	*Perforation, Side 1*	*Perforation, Side 2*	*No. of Segments*	*Diameter (Body)*	*Length (Body)*	*Shape (Body)*	*Translucency (Body)*	*Colour (Body)*	*Manufacturing Technique (Decoration)*	*Decoration*
ERL104:G155:3403	A	Constricted Segmented	drawn (top layer lost), perforated sides constricted	round	1,5	1,5	1	4	4	globular, medium		light	none	none
ERL104:G155:3404	A	Constricted Cylindrical, light	drawn, perforated sides constricted	round	1,5	1,5	1	3	9	ribbed cylindrical, very long		light	none	none
ERL104:G155:3408	A	Constricted Segmented	drawn, perforated sides constricted	round	1,5	1,5	2	4	9	globular		light	none	none
ERL104:G155:3409	A	Constricted Segmented	drawn, perforated sides constricted	round	2	2	2	5	7	globular		light	none	none
ERL104:G166:3415	A2	Constricted Cylindrical Variation	coiled	round	2	2	1	4	13	cylindrical, very long		blue	none	none
ERL104:G166:3416	A2	Constricted Cylindrical	drawn, perforated sides cut off	round	1	1	1	4	17	ribbed cylindrical, very long		blue	none	none
ERL104:G166:3430	A2	Constricted Cylindrical, light	drawn, perforated sides constricted	round	1	1	1	3	8	ribbed cylindrical, very long (broken at both ends)		light	none	none
ERL104:G166:3432	A2	Constricted Segmented	drawn, perforated sides constricted	round	1	1	3	5	15	globular		light	none	none

Table A.1 – *(continued).*

Bead Number	*Phase*	*Bead Type*	*Manufacturing Technique (Body)*	*Perforation, Cross Section*	*Perforation, Side 1*	*Perforation, Side 2*	*No. of Segments*	*Diameter (Body)*	*Length (Body)*	*Shape (Body)*	*Translucency (Body)*	*Colour (Body)*	*Manufacturing Technique (Decoration)*	*Decoration*
ERL104:G166:3437		WhitePoly5	wound	round	2	3	1	10	10	cylindrical, medium	opaque	white	applied	5 translucent blue dots
ERL104:G166:3440	A2	Traffic Light Twisted Trail	wound	round	2	3	1	12	24	cylindrical, asymmetrical cross section, medium	opaque	red	applied	opaque yellow and translucent green twisted trail
ERL104:G166:3450	A2	Constricted Cylindrical, light	drawn, perforated sides broken	round	1	1	1	4	7	ribbed cylindrical, long		light	none	none
ERL104:G166:3465	A2	Constricted Segmented	drawn, perforated sides constricted	round	1	1	1	5	4	globular, medium		light	none	none
ERL104:G172:3098	A	Constricted Segmented	drawn, perforated sides constricted	round	1,5	1,5	3	4	10	globular		light	none	none
ERL104:G172:3148	A	Blue	wound	round	3	3	1	9	7	coiled globular, medium	translucent	blue	none	none
ERL104:G172:3469		*undefined*	wound	round	1	1		5	2	globular, short	? (badly preserved)	? (badly preserved)	? (badly preserved)	? (badly preserved)
ERL104:G176:3039		Yellow Globular, opaque	wound	round	3	2	1	6	3	globular, short	opaque	yellow	none	none
ERL104:G176:3046	A	Constricted Segmented	drawn, perforated sides constricted	round	1,5	1,5	2	4	9	globular		light	none	none

Table A.1 – *(continued).*

Bead Number	*Phase*	*Bead Type*	*Manufacturing Technique (Body)*	*Perforation, Cross Section*	*Perforation, Side 1*	*Perforation, Side 2*	*No. of Segments*	*Diameter (Body)*	*Length (Body)*	*Shape (Body)*	*Translucency (Body)*	*Colour (Body)*	*Manufacturing Technique (Decoration)*	*Decoration*
ERL104:G176:3050	A	Constricted Segmented	drawn, perforated sides constricted	round	1,5	1,5	3	4	13	globular		light	none	none
ERL104:G182:3533/1	A2	Constricted Cylindrical, light	drawn, perforated sides constricted	round	1	1	1	3	10	ribbed cylindrical, very long		light	none	none
ERL104:G182:3533/2	A2	Constricted Segmented	drawn, perforated sides constricted	round	1	1	1	4	2	globular, short		light	none	none
ERL104:G182:3535	A2	Norfolk YellowRed	wound, perforated sides not reworked	round	1,5	3	1	6	9	cylindrical, long	opaque	yellow	applied	opaque red irregular trail
ERL104:G189:3485	A	Constricted Cylindrical, light	drawn, perforated sides constricted	round	1	1	1	3	21	ribbed cylindrical, very long		light	none	none
ERL104:G193:1294	B2	Orange	wound	round	4	4	1	10	8	globular, medium	opaque	orange	none	none
ERL104:G193:1295	B2	Koch34	wound	round	2	2	1	8	5	cylindrical, short	opaque	white	applied	translucent blue (turquoise) circumferential narrow crossing trail
ERL104:G193:1302	B2	Orange	wound	round	4	5	1	11	9	globular, medium	opaque	orange	none	none

Table A.1 – *(continued).*

Bead Number	*Phase*	*Bead Type*	*Manufacturing Technique (Body)*	*Perforation, Cross Section*	*Perforation, Side 1*	*Perforation, Side 2*	*No. of Segments*	*Diameter (Body)*	*Length (Body)*	*Shape (Body)*	*Translucency (Body)*	*Colour (Body)*	*Manufacturing Technique (Decoration)*	*Decoration*
ERL104:G193:1303	B2	Orange	wound	round	4	5	1	11	8	globular, short	opaque	orange, with green inclusons?	none	none
ERL104:G193:1310	B2	Orange	wound	round	4		1	11	9	globular, medium	opaque	orange, with dark streaks	none	none
ERL104:G193:1311	B2	Koch34	wound	round	2	3	1	9	6	globular, short	opaque	red	applied	opaque white circumferential narrow crossing trail
ERL104:G193:1312	B2	Cylindrical Round	wound, perforated sides marvered flat	round	3	4	2	8	14	cylindrical, long	opaque	white	none	none
ERL104:G193:1313	B2	Koch34	wound	round	3	3	1	10	6	globular, short	opaque	red	applied	opaque white circumferential narrow crossing trail
ERL104:G195:1345	B2	Koch20	wound	round	3	3	1	8	8	globular, medium	opaque	red	applied	opaque yellow circumferential wide crossing waves and 3 dots
ERL104:G195:1346	B2	Koch34	wound	round	4	4	1	10	6	globular, short	opaque	yellow	applied	opaque red circumferential narrow crossing trail

Table A.1 – *(continued).*

Bead Number	*Phase*	*Bead Type*	*Manufacturing Technique (Body)*	*Perforation, Cross Section*	*Perforation, Side 1*	*Perforation, Side 2*	*No. of Segments*	*Diameter (Body)*	*Length (Body)*	*Shape (Body)*	*Translucency (Body)*	*Colour (Body)*	*Manufacturing Technique (Decoration)*	*Decoration*
ERL104:G195:1347		Blue Biconical, opaque	wound	round	2	3	1	9	11	biconical, medium	opaque	blue	none	none
ERL104:G195:1350	B2	Koch34	wound	round	4	4	1	8	6	cylindrical, medium	opaque	white	applied	translucent blue circumferential narrow crossing trail
ERL104:G195:1352	B2	Koch34	wound	round	3	5	1	10	7	globular, short	opaque	white	originally applied	lost circumferential narrow crossing trail
ERL104:G195:1353	B2	Koch34	wound	round	3	4	1	10	6	globular, short	opaque	white	originally applied	lost circumferential narrow crossing trail
ERL104:G195:1355	B2	Koch34	wound	round	4	4	1	13	7	globular, short	opaque	white	application	lost circumferential narrow crossing trail
ERL104:G195:1356		Segmented Globular	wound	round	2	4	2	8	8	globular	opaque	yellow	none	none
ERL104:G202:2731b/1	A2b	Melon	wound	round	3	3	1	12	9	globular, medium, 8-ribbed cross section	translucent	blue	none	none

Table A.1 – *(continued).*

Bead Number	*Phase*	*Bead Type*	*Manufacturing Technique (Body)*	*Perforation, Cross Section*	*Perforation, Side 1*	*Perforation, Side 2*	*No. of Segments*	*Diameter (Body)*	*Length (Body)*	*Shape (Body)*	*Translucency (Body)*	*Colour (Body)*	*Manufacturing Technique (Decoration)*	*Decoration*
ERL104:G202:2731b/2	A2b	Melon	wound	round	2	3	1	10	9	globular, medium, 9-ribbed cross section	translucent	blue	none	none
ERL104:G202:2731b/3	A2b	Blue?	wound							? (fragmented)	translucent	blue	none	none
ERL104:G202:2731b/4	A2b	Melon	wound	round	2	3	1	11	9	globular, medium, 10-ribbed cross section	translucent	blue	none	none
ERL104:G202:2731b/5	A2b	Melon Variation?	wound	round	2	4	1	11	8	globular (coiled), short	translucent	blue	none	none
ERL104:G202:2731b/6	A2b	Melon Variation?	wound	round	3	4	1	8	6	globular, medium	translucent	blue	none	none
ERL104:G202:2731b/7	A2b	Melon	wound	round	2	3	1	10	7	globular, short, 8-ribbed cross section	translucent	blue	none	none
ERL104:G202:2731b/8	A2b	Reticella	wound	round	4	4	1	17	14	biconical, medium	translucent?	dark (green?)	applied	3 twisted trails, made of opaque yellow, opaque red and transparent glass, arranged in a herringbone pattern

Table A.1 – *(continued).*

Bead Number	*Phase*	*Bead Type*	*Manufacturing Technique (Body)*	*Perforation, Cross Section*	*Perforation, Side 1*	*Perforation, Side 2*	*No. of Segments*	*Diameter (Body)*	*Length (Body)*	*Shape (Body)*	*Translucency (Body)*	*Colour (Body)*	*Manufacturing Technique (Decoration)*	*Decoration*
ERL104:G202:3518/1	A2b	Melon	wound	round	3	4	1	13	10	globular, medium, 11-ribbed cross section	translucent	blue	none	none
ERL104:G202:3518/2	A2b	Melon Variation?	wound	round	3	4	1	13	8	globular, short	translucent	blue	none	none
ERL104:G202:3518/3	A2b	Melon Variation?	wound	round	3	4	1	13	7	globular, short	translucent	blue	none	none
ERL104:G205:2685	A2	Miniature Dark	wound	round	1	1	1	5	9	coiled, very long		dark	none	none
ERL104:G205:2691	A2	Blue	wound	round	4	4	1	10	5	globular, short	translucent	blue	none	none
ERL104:G205:2705	A2	Constricted Cylindrical	drawn, perforated sides constricted	round	1	1	1	4	20	cylindrical, very long		blue	none	none
ERL104:G205:2708		GreenPoly3	wound	round	2	3	1	7	5	irregularly globular, short	translucent	green	applied	transparent and white stripey trail (c 6 white stripes), covering half the equator
ERL104:G210:1569	B2-C	White Spiral	wound	round	4	4	1	15	4	globular, very short	translucent	blue/green	applied	white spiral trail on blue-green core; glass between the raised white trails lost

Table A.1 – *(continued).*

Bead Number	*Phase*	*Bead Type*	*Manufacturing Technique (Body)*	*Perforation, Cross Section*	*Perforation, Side 1*	*Perforation, Side 2*	*No. of Segments*	*Diameter (Body)*	*Length (Body)*	*Shape (Body)*	*Translucency (Body)*	*Colour (Body)*	*Manufacturing Technique (Decoration)*	*Decoration*
ERL104:G212:2511		Blue?	?	?						irregular lump, melted	slightly translucent	blue	none	none
ERL104:G213:2436		Blue	wound	round	5	5	1	11	5	globular, short	translucent	blue	none	none
ERL104:G213:2467		Blue	wound	round	4	4	1	10	5	globular, short	translucent	blue	none	none
ERL104:G213:2474		WhitePoly3	wound	round	2	3	1	8	5	globular, short	opaque	white	applied	translucent green circumferential wide crossing trail and 3 opaque red dots
ERL104:G213:3516/1		*undefined*	wound	round	3	3	1	7	4	globular, short	? (badly preserved)	? (badly preserved)	? (badly preserved)	? (badly preserved)
ERL104:G213:3516/2		BlueGreen Globular	wound	round	1	2	1	7	4	globular, short	translucent	blue/green	none	none
ERL104:G218:3606	A	Constricted Segmented	drawn, perforated sides constricted	round	1	1	1	5	4	globular, medium		light	none	none
ERL104:G218:3608	A	Constricted Segmented	drawn, perforated sides constricted	round	1	1	2	4	8	globular		light	none	none
ERL104:G218:3610		Yellow Globular, opaque	wound	round	1,5	2	1	6	5	globular, medium	opaque	yellow	none	none
ERL104:G218:3612	A	Constricted Segmented	drawn, perforated sides constricted	round	1	1	1	4	5	globular, medium		light	none	none

Table A.1 – *(continued).*

Bead Number	*Phase*	*Bead Type*	*Manufacturing Technique (Body)*	*Perforation, Cross Section*	*Perforation, Side 1*	*Perforation, Side 2*	*No. of Segments*	*Diameter (Body)*	*Length (Body)*	*Shape (Body)*	*Translucency (Body)*	*Colour (Body)*	*Manufacturing Technique (Decoration)*	*Decoration*
ERL104:G218:3614/2	A	Constricted Segmented	drawn, perforated sides constricted	round	1	1	2	4	7	globular		light	none	none
ERL104:G219:1211	A	Constricted Cylindrical, light	drawn, perforated sides constricted	round	1,5	1,5	1	4	7	cylindrical, long		light	none	none
ERL104:G232:1093	A2	Constricted Segmented	drawn (top layer lost), perforated sides constricted	round	1,5	1,5	2	4		globular (fragmented)		light	none	none
ERL104:G232:1094	A2	Constricted Cylindrical	drawn, perforated sides constricted	round	1,5		1	3		cylindrical (fragmented)		blue	none	none
ERL104:G232:1096	A2	Constricted Cylindrical	drawn, perforated sides constricted	round	1	1	1	3	12	cylindrical		blue	none	none
ERL104:G232:1106	A2	Constricted Cylindrical	drawn, perforated sides constricted	round	1,5		1	3		cylindrical (fragmented)		blue	none	none
ERL104:G232:1107	A2	Constricted Segmented	drawn, perforated sides constricted	round	1,5	2	1	4	4	globular, medium		light	none	none
ERL104:G232:1108	A2	Constricted Segmented	drawn, perforated sides constricted		1,5	1,5	2	5	8	globular		light	none	none
ERL104:G232:1109	A2	NorfolkMelon	wound	round	2	3	1	6	7	cylindrical, 4-ribbed cross-section, medium	opaque	yellow	none	none

Table A.1 – *(continued).*

Bead Number	*Phase*	*Bead Type*	*Manufacturing Technique (Body)*	*Perforation, Cross Section*	*Perforation, Side 1*	*Perforation, Side 2*	*No. of Segments*	*Diameter (Body)*	*Length (Body)*	*Shape (Body)*	*Translucency (Body)*	*Colour (Body)*	*Manufacturing Technique (Decoration)*	*Decoration*
ERL104:G232:1110	A2	Constricted Segmented	drawn, perforated sides constricted	round	1,5	1,5	1	5	4	globular, medium		light	none	none
ERL104:G232:1111	A2	Constricted Segmented	drawn, perforated sides constricted	round	1,5	1,5	1	4	4	globular, medium		light	none	none
ERL104:G232:1112	A2	Constricted Segmented	drawn, perforated sides constricted		1,5	1,5	1	3	3	globular		light	none	none
ERL104:G232:1115	A2	Constricted Segmented	drawn (top layer partly lost), perforated sides constricted	round	1,5	1,5	3	4	13	globular		light	none	none
ERL104:G237:1151	B2	Cylindrical Round	wound, perforated sides marvered flat	round	2	3	1	7	7	cylindrical, medium	opaque	white	none	none
ERL104:G237:1152	B2	Blue	wound	round	3	3	1	9	6	globular, short	translucent	blue	none	none
ERL104:G237:1153		Blue Globular, opaque	wound	round	2	3	1	7	4	globular, short	opaque	blue	none	none
ERL104:G237:1154	B2	Koch34	wound, one perforated side snapped off	round	3	3	1	9	6	globular, short	opaque	white	applied	translucent blue circumferential narrow crossing trail
ERL104:G237:1158	B2	Koch34	wound	round	2	3	1	9	7	globular, medium	opaque	white	applied	translucent blue circumferential narrow crossing trail

Table A.1 – *(continued).*

Bead Number	*Phase*	*Bead Type*	*Manufacturing Technique (Body)*	*Perforation, Cross Section*	*Perforation, Side 1*	*Perforation, Side 2*	*No. of Segments*	*Diameter (Body)*	*Length (Body)*	*Shape (Body)*	*Translucency (Body)*	*Colour (Body)*	*Manufacturing Technique (Decoration)*	*Decoration*
ERL104:G238:1091		? bead	bead?	none						lump, melted	slightly translucent	blue	none	none
ERL104:G242:2142		DarkPoly2	wound	round	5	7	1	23	35	globular, long		dark	applied	3 circumferential trails: white bundle of fine trails on the equator combed into a zigzag pattern framed by simple circumferential trails
ERL104:G242:2143	A2	Traffic Light Streaked	wound	round	2	2	1	15	14	globular, medium	opaque	red	applied	opaque red circumferential trail on irregular opaque yellow and translucent green streaked application
ERL104:G242:2144		Dark Globular	wound	round	4	4	1	13	7	globular, short		dark	none	none

Table A.1 – *(continued).*

Bead Number	*Phase*	*Bead Type*	*Manufacturing Technique (Body)*	*Perforation, Cross Section*	*Perforation, Side 1*	*Perforation, Side 2*	*No. of Segments*	*Diameter (Body)*	*Length (Body)*	*Shape (Body)*	*Translucency (Body)*	*Colour (Body)*	*Manufacturing Technique (Decoration)*	*Decoration*
ERL104:G242:2145	A2	Traffic Light Streaked	wound	round	2	2	1	15	14	globular, medium	opaque	red	applied	opaque red circumferential trail on irregular opaque yellow and translucent green streaked application
ERL104:G242:2146		Dark Globular	wound	irregular round	4	4	1	12	7	globular, short		dark	none	none
ERL104:G242:2147		WhitePoly1	wound	round			1			globular? (badly preserved)	? (badly preserved)	white? (discoloured)	applied? (badly preserved)	translucent blue circumferential wide crossing trail?
ERL104:G242:2148	A2	Traffic Light Twisted Trail	wound	round	2		1	10		cylindrical, rectangular cross section, functional fragment (half bead)	opaque	red	applied	opaque yellow and translucent green twisted trail
ERL104:G242:2149	A2	Traffic Light Twisted Trail	wound	round	2		1	11		cylindrical, rectangular cross section, functional fragment (half bead)	opaque	red	applied	opaque yellow and translucent green twisted trail
ERL104:G242:2150		Dark Globular	wound	round	5	5	1	11	5	globular, short		dark	none	none

Table A.1 – *(continued).*

Bead Number	*Phase*	*Bead Type*	*Manufacturing Technique (Body)*	*Perforation, Cross Section*	*Perforation, Side 1*	*Perforation, Side 2*	*No. of Segments*	*Diameter (Body)*	*Length (Body)*	*Shape (Body)*	*Translucency (Body)*	*Colour (Body)*	*Manufacturing Technique (Decoration)*	*Decoration*
ERL104:G242:2151	A2	Traffic Light Twisted Trail	wound	round	3		1	11		cylindrical, rectangular cross section, functional fragment (half bead)	opaque	red	applied	opaque yellow and translucent green twisted trail
ERL104:G242:2152		WhitePoly3	wound	round	2	2	1	11	8	globular, short	opaque	white	applied	translucent blue circumferential wide crossing trail and 3 opaque red dots
ERL104:G242:2153	A2	Traffic Light Imitation	wound	round	2	3	1	12	10	globular, medium	opaque	red	applied	opaque yellow and translucent green irregular decoration
ERL104:G242:2154		YellowPoly2	wound, perforated sides not marvered flat	round	1	2	1	8	13	cylindrical, long	opaque	yellow	applied	opaque red spiral trail
ERL104:G242:2155		*undefined*	wound	round	2	3	1	12	10	globular, medium	? (badly preserved)	? (badly preserved)	applied	lost circumferential wave
ERL104:G242:2156	A2	Traffic Light Twisted Trail	wound	round	2	3	1	11	24	cylindrical, rectangular cross section, very long	opaque	red	applied	opaque yellow and translucent green twisted trail

Table A.1 – *(continued).*

Bead Number	*Phase*	*Bead Type*	*Manufacturing Technique (Body)*	*Perforation, Cross Section*	*Perforation, Side 1*	*Perforation, Side 2*	*No. of Segments*	*Diameter (Body)*	*Length (Body)*	*Shape (Body)*	*Translucency (Body)*	*Colour (Body)*	*Manufacturing Technique (Decoration)*	*Decoration*
ERL104:G242:2157		Dark Globular	wound	round	3	3	1	10	6	globular, short		dark	none	none
ERL104:G242:2158	A2	Traffic Light Twisted Trail	wound	round	3		1	10		cylindrical, rectangular cross section, functional fragment (half bead)	opaque	red	applied	opaque yellow and translucent green twisted trail
ERL104:G242:2159		WhitePoly3	wound	round	2	3	1	11	8	globular, short	opaque	white on opaque red core (badly preserved)	applied	translucent green circumferential wide crossing trail and 3 opaque red dots
ERL104:G242:2160	A2	Traffic Light Imitation	wound	round	3	3	1	12	9	globular, medium	opaque	red	applied	translucent green irregular trail on 3 opaque yellow dots on equator
ERL104:G242:2161		RedPoly2	wound, perforated sides not reworked	round	1	3	1	8	13	cylindrical, long	opaque	red	applied	opaque yellow spiral trail
ERL104:G242:2162		*undefined*	wound	round	2	2	1	11	9	globular, medium	? (badly preserved)	? (badly preserved)	applied	lost wavy trail
ERL104:G242:2163		Red Globular	wound	round	1	2	1	10	8	globular, medium	opaque	red	none	none

Table A.1 – *(continued).*

Bead Number	*Phase*	*Bead Type*	*Manufacturing Technique (Body)*	*Perforation, Cross Section*	*Perforation, Side 1*	*Perforation, Side 2*	*No. of Segments*	*Diameter (Body)*	*Length (Body)*	*Shape (Body)*	*Translucency (Body)*	*Colour (Body)*	*Manufacturing Technique (Decoration)*	*Decoration*
ERL104:G242:2164		RedPoly1	wound	round	1	2	1	11	9	globular, medium	opaque	red	applied	yellow circumferential wide crossing trail and 3 lost dots
ERL104:G242:2165		*undefined*	wound	round	1	2	1	10	8	globular, medium	? (badly preserved)	green? (discoloured)	? (badly preserved)	? (badly preserved)
ERL104:G242:2166		*undefined*	wound	round	4	4	1	9	5	globular, short	? (badly preserved)	? (badly preserved)	? (badly preserved)	? (badly preserved)
ERL104:G242:2167		YellowPoly2	wound	round	1	2	1	11	9	globular, medium	opaque	yellow	applied	opaque red spiral trail
ERL104:G242:2168		*undefined*	wound	round			1			? (fragmented)	? (badly preserved)	? (badly preserved) on opaque red core	applied	opaque red ?spiral (badly preserved)
ERL104:G242:2169	A2	Blue	wound	round	2	2	1	8	5	globular, short	translucent	blue	none	none
ERL104:G242:2170		*undefined*	wound	round	2	2	1	8	6	globular, medium	? (badly preserved)	? (badly preserved)	? (badly preserved)	? (badly preserved)
ERL104:G242:2171	A2	Blue	wound	round	1	2	1	9	5	globular, short	translucent	blue	none	none
ERL104:G242:2172		Red Globular	wound	round	2	3	1	8	5	globular, short	opaque	red	none	none
ERL104:G242:2173	A2	Blue	wound	round	4	4	1	10	4	globular, short	translucent	blue	none	none

Table A.1 – *(continued).*

Bead Number	*Phase*	*Bead Type*	*Manufacturing Technique (Body)*	*Perforation, Cross Section*	*Perforation, Side 1*	*Perforation, Side 2*	*No. of Segments*	*Diameter (Body)*	*Length (Body)*	*Shape (Body)*	*Translucency (Body)*	*Colour (Body)*	*Manufacturing Technique (Decoration)*	*Decoration*
ERL104:G242:2174	A2	Roman Polyhedral	wound	round	2	2	1	7	7	polyhedral, square cross section, medium	translucent	blue	none	none
ERL104:G242:2175	A2	Blue	wound	round	5	5	1	10	4	annular, short	translucent	blue	none	none
ERL104:G242:2176		WhitePoly2	wound	round	2	2	1	8	3	globular, short	opaque	white	applied	translucent blue circumferential wide crossing trail and 3 dots
ERL104:G242:2179		Red Globular	wound	round	1	2	1	9	5	globular, short	opaque	red	none	none
ERL104:G242:2180		Yellow Globular, opaque	wound	round	2	3	1	9	7	globular, medium	opaque	yellow	none	none
ERL104:G242:2181		Blue Cylindrical, translucent	wound, perforated sides marvered flat	round	2	3	1	11	8	cylindrical, short	translucent	blue	none	none
ERL104:G242:2182		Yellow Globular, opaque	wound	round	3	3	1	8	5	globular, short	opaque	yellow	none	none
ERL104:G242:2183	A2	Blue	wound	round	3	4	1	14	11	globular, medium	translucent	blue	none	none
ERL104:G242:2184		Yellow, translucent	wound	round	4	4	1	12	6	globular, short	translucent	yellow	none	none

Table A.1 – *(continued).*

Bead Number	*Phase*	*Bead Type*	*Manufacturing Technique (Body)*	*Perforation, Cross Section*	*Perforation, Side 1*	*Perforation, Side 2*	*No. of Segments*	*Diameter (Body)*	*Length (Body)*	*Shape (Body)*	*Translucency (Body)*	*Colour (Body)*	*Manufacturing Technique (Decoration)*	*Decoration*
ERL104:G242:2187	A2	Blue	wound	round	4	4	1	9	5	globular, short	translucent	blue	none	none
ERL104:G242:2188	A2	Blue	wound	round	5	5	1	10	4	annular, short	translucent	blue	none	none
ERL104:G242:2189	A2	Blue	wound	round	5	5	1	10	4	annular, short	translucent	blue	none	none
ERL104:G242:2190	A2	Blue	wound	round	4	4	1	10	3	globular, short	translucent	blue	none	none
ERL104:G242:2191	A2	Blue	wound	round	4	4	1	9	5	globular, short	translucent	blue	none	none
ERL104:G242:2192	A2	Blue	wound	round	5	5	1	10	5	annular, short	translucent	blue	none	none
ERL104:G242:2193		Red Globular	wound	round	2	2	1	9	8	globular, medium	opaque	red	none	none
ERL104:G242:2194	A2	Blue?	wound	round	2	3	1	8		globular (fragmented)	translucent? (badly preserved)	blue (badly preserved)	? (badly preserved)	? (badly preserved)
ERL104:G242:2195		Red Globular	wound	round	2	3	1	10	8	globular, medium	opaque	red	none	none
ERL104:G242:2196	A2	Traffic Light Streaked	wound	round	2	3	1	11	8	globular, short	opaque	red	applied	opaque yellow and translucent green streaked dots on equator
ERL104:G242:2197	A2	Blue	wound	round	4	4	1	9	4	globular, short	translucent	blue	none	none
ERL104:G242:2198	A2	Blue	wound	round	3	3	1	8	7	coiled globular, medium	translucent	blue	none	none
ERL104:G242:2199		Yellow Globular, opaque	wound	round	2	3	1	8	5	globular, short	opaque	yellow	none	none

Table A.1 – *(continued).*

Bead Number	*Phase*	*Bead Type*	*Manufacturing Technique (Body)*	*Perforation, Cross Section*	*Perforation, Side 1*	*Perforation, Side 2*	*No. of Segments*	*Diameter (Body)*	*Length (Body)*	*Shape (Body)*	*Translucency (Body)*	*Colour (Body)*	*Manufacturing Technique (Decoration)*	*Decoration*
ERL104:G242:2200		Blue Globular, opaque	wound	round	2	3	1	8	3	globular, short	opaque	blue	none	none
ERL104:G242:2201		*undefined*	wound	round	2	2	1			? (badly preserved)	? (badly preserved)	? (badly preserved)	? (badly preserved)	? (badly preserved)
ERL104:G242:2202		*undefined*	wound	round	3	3	1	8	7	globular, medium		dark? (discoloured)	? (badly preserved)	? (badly preserved)
ERL104:G242:2203		Red Globular	wound	round	2	2	1	7	5	globular, short	opaque	red	none	none
ERL104:G242:2204		*undefined*	wound	round	4	4	1	8	7	globular? (badly preserved)	? (badly preserved)	? (badly preserved)	? (badly preserved)	? (badly preserved)
ERL104:G242:2205	A2	Blue	wound	round	5	5	1	10	5	annular, short	translucent	blue	none	none
ERL104:G242:2206		Yellow Globular, opaque	wound	round	2	3	1	8	4	globular, short	opaque	yellow	none	none
ERL104:G242:2207		Red Globular	wound	round	1	2	1	8	6	globular, medium (broken but functional)	opaque	red	none	none
ERL104:G242:2208	A2	Blue	wound	round	1	2	1	9	5	globular, short	translucent	blue	none	none
ERL104:G242:2209		Yellow Globular, opaque	wound	round	2	2	1	8	5	globular, short	opaque	yellow	none	none

Table A.1 – *(continued).*

Bead Number	*Phase*	*Bead Type*	*Manufacturing Technique (Body)*	*Perforation, Cross Section*	*Perforation, Side 1*	*Perforation, Side 2*	*No. of Segments*	*Diameter (Body)*	*Length (Body)*	*Shape (Body)*	*Translucency (Body)*	*Colour (Body)*	*Manufacturing Technique (Decoration)*	*Decoration*
ERL104:G242:2210		Green Cylindrical	wound	round	2	3	1	8	6	cylindrical, slightly pentagonal cross section, medium	translucent?	green	none	none
ERL104:G242:2211		*undefined*	wound	round	1	2	1	7	4	globular?, short (badly preserved)	? (badly preserved)	? (badly preserved)	? (badly preserved)	? (badly preserved)
ERL104:G242:2212	A2	Blue	wound	round	2	3	1	8	4	globular, short	translucent	blue	none	none
ERL104:G242:2213		Yellow Melon, opaque	wound, perforated sides marvered flat	round	2	2	1	8	6	asymmetrically cylindrical, shallow ribs, medium	opaque	yellow	none	none
ERL104:G242:2214	A2	Blue	wound	round	2	3	1	9	5	globular, short	translucent	blue	none	none
ERL104:G242:2215		Green Globular	wound	round	2	3	1	7	5	globular, short	translucent?	green	none	none
ERL104:G242:2216		Red Globular	wound	round	1	2	1	8	4	globular, short	opaque	red	none	none
ERL104:G242:2217		Yellow Globular, opaque	wound	round	2	3	1	8	6	globular, short	opaque	yellow	none	none
ERL104:G242:2218	A2	Blue	wound	round	4	4	1	8	4	annular, short	translucent	blue	none	none
ERL104:G242:2219	A2	Blue	wound	round	4	4	1	10	4	globular, short	translucent	blue	none	none
ERL104:G242:2222	A2	Blue	wound	round	4	4	1	9	4	globular, short	translucent	blue	none	none

Table A.1 – *(continued).*

Bead Number	*Phase*	*Bead Type*	*Manufacturing Technique (Body)*	*Perforation, Cross Section*	*Perforation, Side 1*	*Perforation, Side 2*	*No. of Segments*	*Diameter (Body)*	*Length (Body)*	*Shape (Body)*	*Translucency (Body)*	*Colour (Body)*	*Manufacturing Technique (Decoration)*	*Decoration*
ERL104:G242:2223	A2	Blue	wound	round	5	5	1	10	4	annular, short	translucent	blue	none	none
ERL104:G242:2224	A2	Blue	wound	round	4	4	1	9	5	globular, short	translucent	blue	none	none
ERL104:G242:2225	A2	Blue	wound	round	4	4	1	7	4	annular, short	translucent	blue	none	none
ERL104:G242:2226	A2	Blue	wound	round	5	5	1	10	4	annular, short	translucent	blue	none	none
ERL104:G242:2228	A2	Blue	wound	round	5	5	1	10	4	annular, short	translucent	blue	none	none
ERL104:G242:2230	A2	Blue	wound	round	5	5	1	10	4	annular, short	translucent	blue	none	none
ERL104:G242:2231	A2	Blue	wound	round	4	4	1	10	4	globular, short	translucent	blue	none	none
ERL104:G242:2232	A2	Blue	wound	round	5	5	1	10	4	annular, short	translucent	blue	none	none
ERL104:G242:2234	A2	Blue	wound	round	4	4	1	10	4	globular, short	translucent	blue	none	none
ERL104:G242:2235	A2	Blue	wound	round	5	5	1	10	4	annular, short	translucent	blue	none	none
ERL104:G242:2236	A2	Blue	wound	round	4	4	1	9	4	globular, short	translucent	blue	none	none
ERL104:G242:2238		Yellow Globular, opaque	wound	round	2	3	1	8	4	globular, short	opaque	yellow	none	none
ERL104:G242:2239		Red Globular	wound	round	2	3	1	9	5	globular, short	opaque	red	none	none
ERL104:G242:2241		*undefined*	wound	round			1			globular? (badly preserved)	? (badly preserved)	? (badly preserved)	? (badly preserved)	? (badly preserved)
ERL104:G242:2242		Red Globular	wound	round	1	2	1	7	5	globular, short	opaque	red	none	none
ERL104:G242:2243		*undefined*	wound	round			1			?, short (badly preserved)	? (badly preserved)	? (badly preserved)	? (badly preserved)	? (badly preserved)

Table A.1 – *(continued).*

Bead Number	*Phase*	*Bead Type*	*Manufacturing Technique (Body)*	*Perforation, Cross Section*	*Perforation, Side 1*	*Perforation, Side 2*	*No. of Segments*	*Diameter (Body)*	*Length (Body)*	*Shape (Body)*	*Translucency (Body)*	*Colour (Body)*	*Manufacturing Technique (Decoration)*	*Decoration*
ERL104:G242:2244		WhitePoly2	wound	round	2	2	1	8	4	globular, short	opaque	white	applied	translucent blue circumferential wide crossing trail and 3 dots
ERL104:G242:2245		Yellow Globular, opaque	wound	round	3	3	1	8	5	globular, short	opaque	yellow	none	none
ERL104:G242:2246		Blue Globular, opaque	wound	round	2	3	1	9	4	globular, short	opaque	blue	none	none
ERL104:G242:2247	A2	Blue	wound	round	5	5	1	10	4	annular, short	translucent	blue	none	none
ERL104:G242:2248	A2	Blue	wound	round (asymmetrical)	4	4	1	10	4	globular, short	translucent	blue	none	none
ERL104:G242:2249	A2	Blue	wound	round	5	5	1	9	4	annular, short	translucent	blue	none	none
ERL104:G242:2250	A2	Blue	wound	round	4	4	1	10	4	globular, short	translucent	blue	none	none
ERL104:G242:2251	A2	Blue	wound	round	4	4	1	10	4	globular, short	translucent	blue	none	none
ERL104:G242:2252		Blue Cylindrical, translucent	wound, perforated sides marvered flat	round	2	3	1	11	8	cylindrical, short	translucent	blue	none	none
ERL104:G242:2253		Red Globular	wound	round	1	2	1	7	7	globular, medium	opaque	red	none	none
ERL104:G242:2254		Yellow Globular, opaque	wound	round	1	1	1	7	5	globular, short	opaque	yellow	none	none

Table A.1 – *(continued).*

Bead Number	*Phase*	*Bead Type*	*Manufacturing Technique (Body)*	*Perforation, Cross Section*	*Perforation, Side 1*	*Perforation, Side 2*	*No. of Segments*	*Diameter (Body)*	*Length (Body)*	*Shape (Body)*	*Translucency (Body)*	*Colour (Body)*	*Manufacturing Technique (Decoration)*	*Decoration*
ERL104:G242:2255		Green Globular	wound	round	2	3	1	8	5	globular, short	translucent	green with red streaks (as used for Traffic Light?)	none	none
ERL104:G242:2256/01		*undefined*	wound	round	3	3	1	9	7	globular, medium	translucent	pink-brown? (discoloured)	none	none
ERL104:G242:2256/02	A2	Blue	wound	round	5	5	1	9	3	annular, short	translucent	blue	none	none
ERL104:G242:2256/03	A2	Blue	wound	round	4	4	1	9	4	globular, short	translucent	blue	none	none
ERL104:G242:2256/04	A2	Blue	wound	round	5	5	1	10	4	annular, short	translucent	blue	none	none
ERL104:G242:2256/05	A2	Blue	wound	round	2	3	1	9	6	globular, short	translucent	blue	none	none
ERL104:G242:2256/06		*undefined*	wound	round	3	3	1	9	8	globular, medium	translucent	pink-brown? (discoloured)	none	none
ERL104:G242:2256/07	A2	Blue?	wound	round						? (fragmented)	translucent	blue	none	none
ERL104:G242:2256/08		Green Globular	wound	round	2	3	1	8	5	globular, short	translucent	green	none	none
ERL104:G242:2256/09		Red Globular	wound	round	2	3	1	8	4	globular, short	opaque	red	none	none
ERL104:G242:2256/10		Red Globular	wound	round	1	1	1	7	5	globular, short	opaque	red	none	none
ERL104:G242:2256/11		*undefined*	wound	round (asymmetrical)	4	4	1	9	5	globular, short	? (badly preserved)	? (badly preserved)	? (badly preserved)	? (badly preserved)
ERL104:G242:2256/12		*undefined*	wound	round	2	3	1	10	7	globular, short	? (badly preserved)	? (badly preserved)	? (badly preserved)	? (badly preserved)

Table A.1 – *(continued).*

Bead Number	*Phase*	*Bead Type*	*Manufacturing Technique (Body)*	*Perforation, Cross Section*	*Perforation, Side 1*	*Perforation, Side 2*	*No. of Segments*	*Diameter (Body)*	*Length (Body)*	*Shape (Body)*	*Translucency (Body)*	*Colour (Body)*	*Manufacturing Technique (Decoration)*	*Decoration*
ERL104:G242:2256/13		Yellow Globular, opaque	wound	round	2	2	1	7	4	globular, short	opaque	yellow	none	none
ERL104:G242:2256/14		White Globular	wound	round	2	3	1	8	7	globular, medium	opaque	white	none	none
ERL104:G242:2256/15		WhitePoly8?	wound	round	2	2	1			globular? (badly preserved)	? (badly preserved)	white? (discoloured)	? (badly preserved)	opaque red ?circumferential trail ?on equator on translucent blue ?wavy trail (badly preserved)
ERL104:G242:2256/16		Brown Cylindrical	wound	round	3	3	1	6	9	irregularly cylindrical, rectangular cross section, long	translucent	pink-brown	none	none
ERL104:G242:2256/17		Brown Cylindrical	wound	round	3	3	1	5	6	cylindrical, rectangular cross-section, medium	translucent	pink-brown	none	none
ERL104:G242:2256/18	A2	Constricted Cylindrical	drawn, perforated sides constricted	round	1	1	1	3	6	cylindrical, very long		blue	none	none

Table A.1 – *(continued).*

Bead Number	*Phase*	*Bead Type*	*Manufacturing Technique (Body)*	*Perforation, Cross Section*	*Perforation, Side 1*	*Perforation, Side 2*	*No. of Segments*	*Diameter (Body)*	*Length (Body)*	*Shape (Body)*	*Translucency (Body)*	*Colour (Body)*	*Manufacturing Technique (Decoration)*	*Decoration*
ERL104:G242:2256/19		Blue Constricted Segmented	drawn, perforated sides constricted	round	1	1	2	3	6	globular		blue	none	none
ERL104:G242:2256/20	A2	Constricted Cylindrical	drawn, perforated sides constricted	round	1	1	1	3	5	cylindrical, long		blue	none	none
ERL104:G242:2256/21		Blue Constricted Segmented	drawn, perforated sides constricted	round	1	1	1	3	2	globular, short		blue	none	none
ERL104:G242:2256/22		Blue Constricted Segmented	drawn, perforated sides constricted	round	1	1	1	3	3	globular, medium		blue	none	none
ERL104:G242:2256/23	A2	Constricted Segmented	drawn, perforated sides constricted	round	1	1	1	3	2	globular, medium		light	none	none
ERL104:G242:2256/24	A2	Constricted Segmented	drawn, perforated sides constricted	round	1	1	1	3	2	globular, short		light	none	none
ERL104:G242:2256/25	A2	Constricted Segmented	drawn, perforated sides constricted	round	1	1	1	3	2	globular, medium		light	none	none
ERL104:G242:2256/26	A2	Constricted Segmented	drawn, perforated sides constricted	round	1	1	1	3	2	globular, short		light	none	none
ERL104:G242:2256/27	A2	Constricted Segmented	drawn, perforated sides constricted	round	1	1	1	3	2	globular, short		light	none	none
ERL104:G242:2256/28	A2	Constricted Segmented	drawn, perforated sides constricted	round	1	1	1	3	2	globular, short		light	none	none

Table A.1 – *(continued).*

Bead Number	*Phase*	*Bead Type*	*Manufacturing Technique (Body)*	*Perforation, Cross Section*	*Perforation, Side 1*	*Perforation, Side 2*	*No. of Segments*	*Diameter (Body)*	*Length (Body)*	*Shape (Body)*	*Translucency (Body)*	*Colour (Body)*	*Manufacturing Technique (Decoration)*	*Decoration*
ERL104:G242:2256/29	A2	Constricted Segmented	drawn, perforated sides constricted	round	1	1	1	3	2	globular, short		light	none	none
ERL104:G242:2256/30		Green Constricted Segmented	drawn, perforated sides constricted	round	1	1	2	3	2	globular, short	opaque	green	none	none
ERL104:G242:2256/31		Green Constricted Segmented	drawn, perforated sides constricted	round	1	1	1	3	2	globular, short	opaque	green	none	none
ERL104:G242:2256/32		Green Constricted Segmented	drawn, perforated sides constricted	round	1	1	1	3	2	globular, short	opaque	green	none	none
ERL104:G242:2256/33		Green Constricted Segmented	drawn, perforated sides constricted	round	1	1	1	3	2	globular, short	opaque	green	none	none
ERL104:G242:2256/34	A2	Miniature Dark	wound	round	1	1	1	3	3	globular, medium		dark	none	none
ERL104:G242:2256/35	A2	Miniature Dark	wound	round	1	1	1	3	3	globular, medium		dark	none	none
ERL104:G242:2256/36	A2	Miniature Dark	wound	round	1	1	1	3	2	globular, short		dark	none	none
ERL104:G242:2256/37	A2	Miniature Dark	wound	round	1	1	1	3	2	globular, short		dark	none	none
ERL104:G242:2256/38	A2	Miniature Dark	wound	round	1	1	1	2	2	globular, medium		dark	none	none

Table A.1 – *(continued).*

Bead Number	*Phase*	*Bead Type*	*Manufacturing Technique (Body)*	*Perforation, Cross Section*	*Perforation, Side 1*	*Perforation, Side 2*	*No. of Segments*	*Diameter (Body)*	*Length (Body)*	*Shape (Body)*	*Translucency (Body)*	*Colour (Body)*	*Manufacturing Technique (Decoration)*	*Decoration*
ERL104:G242:2256/39	A2	Miniature Dark	wound	round	1	1	1	2	2	globular, medium		dark	none	none
ERL104:G242:2256/40	A2	Miniature Dark	wound	round	1	1	1	2	2	globular, medium		dark	none	none
ERL104:G242:2256/41	A2	Miniature Dark	wound	round	1	1	1	2	2	globular, medium		dark	none	none
ERL104:G242:2257		Red Globular	wound	round	2	2	1	8	5	globular, short	opaque	red	none	none
ERL104:G242:2258	A2	Blue	wound	round	1	2	1	8	4	globular, short	translucent	blue	none	none
ERL104:G242:2259		Green Globular	wound	round	2	3	1	7	6	globular, medium	translucent	green	none	none
ERL104:G242:2260		Yellow Globular, opaque	wound	round	1	2	1	7	5	globular, short	opaque	yellow	none	none
ERL104:G242:2261	A2	Brown	wound	round	3	3	1	8	9	globular, medium	translucent	pink-brown	none	none
ERL104:G242:2262		*undefined*	wound	round	2	2	1	7	7	globular, medium	? (badly preserved)	? (badly preserved)	? (badly preserved)	? (badly preserved)
ERL104:G242:2263		Blue Globular, opaque	wound	round	1	2		8	4	globular, short	opaque	blue	none	none
ERL104:G242:2264		*undefined*	wound	round	2	2		7	4	globular, short	? (badly preserved)	white? (discoloured)	? (badly preserved)	? (badly preserved)

Table A.1 – *(continued).*

Bead Number	*Phase*	*Bead Type*	*Manufacturing Technique (Body)*	*Perforation, Cross Section*	*Perforation, Side 1*	*Perforation, Side 2*	*No. of Segments*	*Diameter (Body)*	*Length (Body)*	*Shape (Body)*	*Translucency (Body)*	*Colour (Body)*	*Manufacturing Technique (Decoration)*	*Decoration*
ERL104:G242:2265		Yellow Globular, opaque	wound	round	2	3	1	9	7	globular, medium	opaque	yellow	none	none
ERL104:G242:2266		Green Cylindrical	wound	round	1	2	1	7	6	cylindrical, slightly pentagonal cross-section, medium	translucent	green	none	none
ERL104:G242:2267		Red Globular	wound	round	1	2	1	7	5	globular, short	opaque	red	none	none
ERL104:G242:2268		Yellow Globular, opaque	wound	round	2	2	1	9	4	globular, short	opaque	yellow	none	none
ERL104:G242:2269		Blue Globular, opaque	wound	round	1	2	1	8	4	globular, short	opaque	blue	none	none
ERL104:G242:2270		Brown Coiled	wound	round	2	2	1	6	14	coiled, very long	translucent	pink-brown	none	none
ERL104:G242:2272/1	A2	Constricted Segmented	drawn, perforated sides constricted	round	1	1	1	2	2	globular, medium		light	none	none
ERL104:G242:2272/2	A2	Miniature Dark	wound	round	1	1	1	3	2	globular, medium		dark	none	none
ERL104:G242:2272/3	A2	Constricted Cylindrical, light	drawn, perforated sides constricted	round	1		1	3		cylindrical (functional fragment)		light	none	none

Table A.1 – *(continued).*

Bead Number	*Phase*	*Bead Type*	*Manufacturing Technique (Body)*	*Perforation, Cross Section*	*Perforation, Side 1*	*Perforation, Side 2*	*No. of Segments*	*Diameter (Body)*	*Length (Body)*	*Shape (Body)*	*Translucency (Body)*	*Colour (Body)*	*Manufacturing Technique (Decoration)*	*Decoration*
ERL104:G242:2272/4		Blue Constricted Segmented	drawn, perforated sides constricted	round	1	1	1	3	2	globular, short		blue	none	none
ERL104:G242:2272/5		Green Constricted Segmented	drawn, perforated sides constricted	round	1	1	1	2	2	globular, medium	opaque	green	none	none
ERL104:G242:2272/6		Blue Constricted Segmented	drawn, perforated sides constricted	round	1	1	1	3	2	globular, medium		blue	none	none
ERL104:G242:2272/7		Blue Constricted Segmented	drawn, perforated sides constricted	round	1	1	2	3	5	globular		blue	none	none
ERL104:G242:2272/8	A2	Constricted Segmented	drawn, perforated sides constricted	round	1	1	1	3	2	globular, short		light	none	none
ERL104:G242:2273/01	A2	Constricted Segmented	drawn, perforated sides constricted	round	1	1	1	3	2	globular, short		light	none	none
ERL104:G242:2273/02	A2	Constricted Segmented	drawn, perforated sides constricted	round	1	1	1	2	2	globular, medium		light	none	none
ERL104:G242:2273/03	A2	Constricted Segmented	drawn, perforated sides constricted	round	1	1		2	1	globular, short		light	none	none
ERL104:G242:2273/04	A2	Constricted Segmented	drawn, perforated sides constricted	round	1	1	1	3	2	globular		light	none	none

Table A.1 – *(continued).*

Bead Number	*Phase*	*Bead Type*	*Manufacturing Technique (Body)*	*Perforation, Cross Section*	*Perforation, Side 1*	*Perforation, Side 2*	*No. of Segments*	*Diameter (Body)*	*Length (Body)*	*Shape (Body)*	*Translucency (Body)*	*Colour (Body)*	*Manufacturing Technique (Decoration)*	*Decoration*
ERL104:G242:2273/05	A2	Constricted Segmented	drawn, perforated sides constricted	round	1	1	1	3	2	globular, short		light	none	none
ERL104:G242:2273/06	A2	Constricted Segmented	drawn, perforated sides constricted	round	1	1	2	2	4	globular		light	none	none
ERL104:G242:2273/07	A2	Constricted Segmented	drawn, perforated sides constricted	round	1	1	1	3	2	globular, short		light	none	none
ERL104:G242:2273/08	A2	Constricted Segmented	drawn, perforated sides constricted	round	1	1	1	3	2	globular, short		light	none	none
ERL104:G242:2273/09	A2	Constricted Segmented	drawn, perforated sides constricted	round	1	1	1	3	1	globular, short		light	none	none
ERL104:G242:2273/10	A2	Constricted Segmented	drawn, perforated sides constricted	round	1	1	1	3	2	globular, short		light	none	none
ERL104:G242:2273/11		Green Constricted Segmented	drawn, perforated sides constricted	round	1	1	2	3	4	globular, short	opaque	green	none	none
ERL104:G242:2273/12	A2	Miniature Dark	wound	round	1	1	1	2	2	globular, medium		dark	none	none
ERL104:G242:2273/13	A2	Miniature Dark	wound	round	1	1	1	2	2	globular, medium		dark	none	none
ERL104:G242:2273/14	A2	Miniature Dark	wound	round	1	1	1	3	1	globular, short		dark	none	none
ERL104:G242:2273/15	A2	Miniature Dark	wound	round	1	1	1	3	2	globular, short		dark	none	none
ERL104:G242:2273/16	A2	Miniature Dark	wound	round	1	1	1	2	3	globular, long		dark	none	none
ERL104:G242:2273/17	A2	Miniature Dark	wound	round	1	1	1	3	2	globular, short		dark	none	none

Table A.1 – *(continued).*

Bead Number	*Phase*	*Bead Type*	*Manufacturing Technique (Body)*	*Perforation, Cross Section*	*Perforation, Side 1*	*Perforation, Side 2*	*No. of Segments*	*Diameter (Body)*	*Length (Body)*	*Shape (Body)*	*Translucency (Body)*	*Colour (Body)*	*Manufacturing Technique (Decoration)*	*Decoration*
ERL104:G242:2273/18	A2	Miniature Dark	wound	round	1	1	1	3	2	globular, short		dark	none	none
ERL104:G242:2273/19	A2	Miniature Dark	wound	round	1	1	1	2	2	globular, medium		dark	none	none
ERL104:G242:2273/20	A2	Miniature Dark	wound	round	1	1	1	2	2	globular, medium		dark	none	none
ERL104:G242:2273/21	A2	Miniature Dark	wound	round	1	1	1	2	1	globular, short		dark	none	none
ERL104:G242:2273/22	A2	Miniature Dark	wound	round	0,5	0,5	1	1	1	globular, medium		dark	none	none
ERL104:G242:2273/23	A2	Miniature Dark	wound	round	1	1	1	2	2	globular, medium		dark	none	none
ERL104:G242:2273/24	A2	Miniature Dark	wound	round	1	1	1	3	2	globular, short		dark	none	none
ERL104:G242:2273/25	A2	Miniature Dark	wound	round	1	1	1	2	2	globular, medium		dark	none	none
ERL104:G242:2273/26	A2	Miniature Dark	wound	round	1	1	1	3	2	globular, short		dark	none	none
ERL104:G242:2273/27	A2	Miniature Dark	wound	round	1	1	1	3	2	globular, short		dark	none	none
ERL104:G242:2273/28	A2	Miniature Dark	wound	round	1	1	1	3	3	globular, medium		dark	none	none
ERL104:G242:2273/29	A2	Miniature Dark	wound	round	1	1	1	3	2	globular, short		dark	none	none
ERL104:G242:2273/30	A2	Miniature Dark	wound	round	1	1	1	2	2	globular, medium		dark	none	none
ERL104:G242:2273/31	A2	Miniature Dark	wound	round	1	1	1	3	2	globular, short		dark	none	none
ERL104:G242:2273/32	A2	Miniature Dark	wound	round	1	1	1	3	2	globular, short		dark	none	none

Table A.1 – *(continued).*

Bead Number	*Phase*	*Bead Type*	*Manufacturing Technique (Body)*	*Perforation, Cross Section*	*Perforation, Side 1*	*Perforation, Side 2*	*No. of Segments*	*Diameter (Body)*	*Length (Body)*	*Shape (Body)*	*Translucency (Body)*	*Colour (Body)*	*Manufacturing Technique (Decoration)*	*Decoration*
ERL104:G242:2273/33	A2	Miniature Dark	wound	round	1	1	1	3	2	globular, short		dark	none	none
ERL104:G242:2273/34	A2	Miniature Dark	wound	round	1	1	1	2	2	globular, short		dark	none	none
ERL104:G242:2273/35	A2	Miniature Dark	wound	round	1	1	1	3	2	globular, short		dark	none	none
ERL104:G242:2273/36	A2	Miniature Dark	wound	round	1	1	1	2	2	globular, medium		dark	none	none
ERL104:G242:2273/37	A2	Miniature Dark	wound	round	1	1	1	2	2	globular, medium		dark	none	none
ERL104:G242:2273/38	A2	Miniature Dark	wound	round	1	1	1	3	2	globular, short		dark	none	none
ERL104:G242:2279		*undefined*	wound	round			1			?, short (badly preserved)	? (badly preserved)	? (badly preserved)	? (badly preserved)	? (badly preserved)
ERL104:G242:2280		Red Globular	wound	round	2	3	1	7	5	globular, short	opaque	red	none	none
ERL104:G242:2281		*undefined*	wound	round						? (fragmented)	? (badly preserved)	? (badly preserved)	? (badly preserved)	translucent blue? (badly preserved)
ERL104:G242:2282		Red Globular	wound	round	2	2	1	7	5	globular, short	opaque	red	none	none
ERL104:G242:2283		Yellow Globular, opaque	wound	round	2	2	1	8	5	globular, short	opaque	yellow	none	none
ERL104:G242:2284		Red Globular	wound	round	2	3	1	8	5	globular, short	opaque	red	none	none
ERL104:G242:2285	A2	Blue	wound	round	2	2	1	8	4	globular, short	translucent	blue	none	none
ERL104:G242:2286		Yellow Globular, opaque	wound	round	2	3	1	8	8	globular, medium	opaque	yellow	none	none

Table A.1 – *(continued).*

Bead Number	*Phase*	*Bead Type*	*Manufacturing Technique (Body)*	*Perforation, Cross Section*	*Perforation, Side 1*	*Perforation, Side 2*	*No. of Segments*	*Diameter (Body)*	*Length (Body)*	*Shape (Body)*	*Translucency (Body)*	*Colour (Body)*	*Manufacturing Technique (Decoration)*	*Decoration*
ERL104:G242:2287	A2	Blue	wound	round	1	2	1	8	5	globular, short	translucent	blue	none	none
ERL104:G242:2288		Red Globular	wound	round	2	2	1	7	4	globular, short	opaque	red	none	none
ERL104:G242:2404		Brown Cylindrical	wound	round	3	3	1	5	6	cylindrical, rectangular cross section, medium	translucent	pink-brown	none	none
ERL104:G242:3319/1		Green Constricted Segmented	drawn, perforated sides constricted	round	1	1	2	2	2	globular, medium	opaque	green	none	none
ERL104:G242:3319/2		Green Constricted Segmented	drawn, perforated sides constricted	round	1	1	1	2	2	globular, medium	opaque	green	none	none
ERL104:G242:3319/3	A2	Miniature Dark	wound	round	0,5	0,5	1	2	2	globular, medium		dark	none	none
ERL104:G242:3320		Brown Cylindrical	wound	round			1			cylindrical, square cross section	translucent	pink-brown	none	none
ERL104:G242:3321		Green Constricted Segmented	drawn, perforated sides constricted	round	1	1	2	3	2	globular, medium	opaque	green	none	none
ERL104:G242:3322	A2	Miniature Dark	wound	round	1	1	1	2	2	globular, medium		dark	none	none

Table A.1 – *(continued).*

Bead Number	*Phase*	*Bead Type*	*Manufacturing Technique (Body)*	*Perforation, Cross Section*	*Perforation, Side 1*	*Perforation, Side 2*	*No. of Segments*	*Diameter (Body)*	*Length (Body)*	*Shape (Body)*	*Translucency (Body)*	*Colour (Body)*	*Manufacturing Technique (Decoration)*	*Decoration*
ERL104:G242:3323/1		Brown Cylindrical	wound	round	2	2	1	5	6	cylindrical, round cross section, medium	translucent	pink-brown	none	none
ERL104:G242:3323/2		Brown Cylindrical	wound	round	2,5	2,5	1	5	7	cylindrical, rectangular cross section, long	translucent	pink-brown	none	none
ERL104:G242:3323/3		Brown Cylindrical	wound	oval	2	2	1	6	8	cylindrical, rhombic cross section (deformed), long,	translucent	pink-brown	none	none
ERL104:G242:3323/4		Green Cylindrical	wound, perforated sides not marvered flat	oval (originally round)	2	2	1	6	6	cylindrical, rhombic cross section (squashed), medium,	translucent	green	none	none
ERL104:G242:3324		Brown Cylindrical	wound	round	2,5	2,5	1	6	7	cylindrical, square cross section, medium	translucent	pink-brown	none	none
ERL104:G242:3325/1		Green Constricted Segmented	drawn, perforated sides constricted	round	1		1	3	2	globular, short	opaque	green	none	none

Table A.1 – *(continued).*

Bead Number	*Phase*	*Bead Type*	*Manufacturing Technique (Body)*	*Perforation, Cross Section*	*Perforation, Side 1*	*Perforation, Side 2*	*No. of Segments*	*Diameter (Body)*	*Length (Body)*	*Shape (Body)*	*Translucency (Body)*	*Colour (Body)*	*Manufacturing Technique (Decoration)*	*Decoration*
ERL104:G242:3325/2	A2	Miniature Dark	wound	round	1	1	1	2	2	globular, medium		dark	none	none
ERL104:G242:3521	A2	Blue	wound	round	4	4	1	9	3	globular, short	translucent	blue	none	none
ERL104:G242:3523/01		Green Constricted Segmented	drawn, perforated constricted sides	round	1	1	2	3	4	globular, short	opaque	green	none	none
ERL104:G242:3523/02		Green Constricted Segmented	drawn, perforated sides constricted	round	1	1	2	3	4	globular, short	opaque	green	none	none
ERL104:G242:3523/03		Green Constricted Segmented	drawn, perforated sides constricted	round	1	1	2	3	5	globular	opaque	green	none	none
ERL104:G242:3523/04		Green Constricted Segmented	drawn, perforated sides constricted	round	1	1	2	3	5	globular, medium	opaque	green	none	none
ERL104:G242:3523/05		Green Constricted Segmented	drawn, perforated sides constricted	round	1	1	1	3	2	globular, short	opaque	green	none	none
ERL104:G242:3523/06		Green Constricted Segmented	drawn, perforated sides constricted	round	1	1	1	3	2	globular, short	opaque	green	none	none
ERL104:G242:3523/07	A2	Constricted Segmented	drawn, perforated sides constricted	round	1	1	2	3	4	globular, medium		light	none	none

Table A.1 – *(continued).*

Bead Number	*Phase*	*Bead Type*	*Manufacturing Technique (Body)*	*Perforation, Cross Section*	*Perforation, Side 1*	*Perforation, Side 2*	*No. of Segments*	*Diameter (Body)*	*Length (Body)*	*Shape (Body)*	*Translucency (Body)*	*Colour (Body)*	*Manufacturing Technique (Decoration)*	*Decoration*
ERL104:G242:3523/08	A2	Constricted Segmented	drawn, perforated sides constricted	round	1	1	2	3	5	globular		light	none	none
ERL104:G242:3523/09	A2	Constricted Segmented	drawn, perforated sides constricted	round	1	1	1	3	2	globular, short		light	none	none
ERL104:G242:3523/10	A2	Constricted Segmented	drawn, perforated sides constricted	round	1,5	1,5	1	3	2	globular, short		light	none	none
ERL104:G243:1370		White Globular	wound	round	2	2	1	7	3	globular, short	opaque	white	none	none
ERL104:G243:1371	A1	Blue	wound	round	5	5	1	9	5	annular, short	translucent	blue	none	none
ERL104:G243:1372	A1	Blue	wound	round	2	2	1	7	5	globular, short	translucent	blue	none	none
ERL104:G243:1373		WhitePoly3	wound	round	2	2	1	8	4	globular, short	opaque	white	applied	translucent blue circumferential wide crossing trail and 3 dots
ERL104:G243:1374		Blue	wound	round	2	2	1	7	4	globular, short		dark	none	none
ERL104:G243:1375		Yellow Globular, opaque	wound	round	2	3	1	8	5	globular, short	opaque	yellow	none	none
ERL104:G243:1376	A1	Blue	wound	round	5	5	1	10	5	annular, short	translucent	blue	none	none
ERL104:G243:1377		Yellow Globular, opaque	wound	round	2	3	1	9	7	globular, medium	opaque	yellow	none	none
ERL104:G243:1378	A1	Blue	wound	round	2	2	1	7	5	globular, short	translucent	blue	none	none

Table A.1 – *(continued).*

Bead Number	*Phase*	*Bead Type*	*Manufacturing Technique (Body)*	*Perforation, Cross Section*	*Perforation, Side 1*	*Perforation, Side 2*	*No. of Segments*	*Diameter (Body)*	*Length (Body)*	*Shape (Body)*	*Translucency (Body)*	*Colour (Body)*	*Manufacturing Technique (Decoration)*	*Decoration*
ERL104:G243:1379		WhitePoly3	wound	round	2	3	1	8	4	globular, short	opaque	white	applied	translucent blue circumferential wide crossing trail and 3 dots
ERL104:G243:1380	A1	Brown	wound	round	3	3	1	8	5	annular, short	translucent	pink-brown	none	none
ERL104:G243:1381		Yellow Globular, opaque	wound	round	2	3	1	6	4	globular, short	opaque	yellow	none	none
ERL104:G243:1382	A1	Blue	wound	round	5	5	1	10	5	annular, short	translucent	blue	none	none
ERL104:G243:1383		White Globular	wound	round	2	2	1	7	3	globular, short	opaque	white	none	none
ERL104:G244:2302	A1?	Traffic Light Twisted Trail	wound	round	3	4	1	12	13	globular, medium	opaque	red	applied	opaque yellow and translucent green twisted trail
ERL104:G244:2303	A1?	Traffic Light Twisted Trail	wound	round	2	5	1	12	13	cylindrical, square cross section, medium	opaque	red	applied	opaque red trail on edges, on opaque yellow and translucent green twisted irregular trail
ERL104:G252:1246		BlGrSpiral	wound	round	4,5	4,5	1	15	4	globular, very short	opaque	white	applied	translucent blue circumferential spiral trail

Table A.1 – *(continued).*

Bead Number	*Phase*	*Bead Type*	*Manufacturing Technique (Body)*	*Perforation, Cross Section*	*Perforation, Side 1*	*Perforation, Side 2*	*No. of Segments*	*Diameter (Body)*	*Length (Body)*	*Shape (Body)*	*Translucency (Body)*	*Colour (Body)*	*Manufacturing Technique (Decoration)*	*Decoration*
ERL104:G252:2477		Yellow Globular, opaque	wound	round	2	2	1	6	5	globular, medium	opaque	yellow	none	none
ERL104:G262:1231		White Cylindrical, round	wound, incomplete, remaining perforated side not marvered flat	round	2	3	1	7	9	cylindrical, long	opaque	white	none	none
ERL104:G262:1244		BluePoly1	wound	round	6	6	1	17	12	globular, almost biconical, short	opaque	blue	applied	4 opaque red dots on 4 opaque white dots on the equator
ERL104:G262:1257	B2	Orange	wound	round	4	5	1	11	10	globular, medium	opaque	orange	none	none
ERL104:G262:1258	B2	Cylindrical Round	wound, perforated sides marvered flat	round	3	3	1	7	7	cylindrical, medium	opaque	white	none	none
ERL104:G262:1259a/1		Yellow Annular, opaque	wound	round	5	4	1	8	4	annular, short	opaque	yellow	none	none
ERL104:G262:1259a/2	B2	Koch34	wound	round	3	3	1	7	6	globular, medium	opaque	red	applied	opaque yellow circumferential narrow crossing trail

Table A.1 – *(continued).*

Bead Number	*Phase*	*Bead Type*	*Manufacturing Technique (Body)*	*Perforation, Cross Section*	*Perforation, Side 1*	*Perforation, Side 2*	*No. of Segments*	*Diameter (Body)*	*Length (Body)*	*Shape (Body)*	*Translucency (Body)*	*Colour (Body)*	*Manufacturing Technique (Decoration)*	*Decoration*
ERL104:G262:1261	B2	Koch34	wound	round	3	4	1	7	4	globular, short	opaque	red	applied	opaque white circumferential narrow crossing trail
ERL104:G262:1262	B2	Dot34Var	wound	round	2	3	1	10	7	globular, short	opaque	yellow	applied	opaque red circumferential narrow crossing waves and dots
ERL104:G262:1273	B2	Orange	wound	round	4	5	1	11	12	globular, medium	opaque	orange	none	none
ERL104:G262:1282	B2	Cylindrical Round	wound, perforated sides marvered flat	round	2	3	1	7	7	cylindrical, medium	opaque	white	none	none
ERL104:G262:1283		White Cylindrical, round	wound, perforated sides not marvered flat	round	2	2	1	8	5	cylindrical, short	opaque	white	none	none
ERL104:G262:1284	B2	Koch34Var	wound	round	4	4	1	10	6	globular, short		dark	applied	opaque white circumferential narrow crossing trail
ERL104:G262:1285	B2	Cylindrical Round	wound, perforated sides marvered flat	round	3	2	1	7	6	cylindrical, medium	opaque	yellow	none	none

Table A.1 – *(continued).*

Bead Number	*Phase*	*Bead Type*	*Manufacturing Technique (Body)*	*Perforation, Cross Section*	*Perforation, Side 1*	*Perforation, Side 2*	*No. of Segments*	*Diameter (Body)*	*Length (Body)*	*Shape (Body)*	*Translucency (Body)*	*Colour (Body)*	*Manufacturing Technique (Decoration)*	*Decoration*
ERL104:G262:1286	B2	Koch34	wound	round	4	4	1	10	6	globular, short	opaque	white	applied	translucent blue circumferential narrow crossing trail
ERL104:G262:1287	B2	Cylindrical Round	wound, perforated sides marvered flat	round	3	3	1	8	6	cylindrical, medium	opaque	red with blue streaks	none	none
ERL104:G262:1288		*undefined*	wound	round	3	3	1	9	7	globular, medium	? (badly preserved)	yellow? (discoloured)	? (badly preserved)	?3 ?red dots and ?wide ?red crossing ?waves (badly preserved and discoloured bead)
ERL104:G262:1289	B2	Koch34	wound	round	4	4	1	11	7	globular, short	opaque	red	applied	opaque white circumferential narrow crossing trail
ERL104:G262:1290	B2	Cylindrical Round	wound, perforated sides marvered flat	round	2	2	1	7	7	cylindrical, medium	opaque	yellow	none	none
ERL104:G262:1291	B2	Cylindrical Round	wound, perforated sides marvered flat	round	2	3	1	7	6	cylindrical, medium	opaque	red with blue streaks	none	none

Table A.1 – *(continued).*

Bead Number	*Phase*	*Bead Type*	*Manufacturing Technique (Body)*	*Perforation, Cross Section*	*Perforation, Side 1*	*Perforation, Side 2*	*No. of Segments*	*Diameter (Body)*	*Length (Body)*	*Shape (Body)*	*Translucency (Body)*	*Colour (Body)*	*Manufacturing Technique (Decoration)*	*Decoration*
ERL104:G263:1396	A2	Cloak	wound	round	2	3	1	7	6	globular, medium	opaque	yellow	applied	translucent green coat
ERL104:G263:1404	A2	Constricted Cylindrical	drawn, perforated sides constricted		2	2	1	4	13	cylindrical		blue	none	none
ERL104:G263:1406	A2	Traffic Light Twisted Trail	wound	round	3	4	1	15	11	globular, short	opaque	red	applied	opaque yellow and translucent green circumferential twisted trails
ERL104:G263:1407	A2	Constricted Segmented Variation	drawn, perforated sides constricted		2	2	1	7	8	globular, medium		light	none	none
ERL104:G263:1408	A2	Constricted Segmented	drawn (top layer lost), perforated sides constricted				2			globular (fragmented)		light	none	none
ERL104:G263:1409	A2	Constricted Segmented	drawn (top layer lost), perforated sides constricted		1,5	1,5	3	4	11	globular		light	none	none
ERL104:G263:1411	A2	Constricted Cylindrical	drawn, perforated sides constricted		1,5		1	4		cylindrical (fragmented)		blue	none	none
ERL104:G263:1413	A2	Constricted Segmented	drawn (top layer mostly lost), perforated sides constricted		1,5	1,5	3	4	10	globular		light	none	none

Table A.1 – *(continued).*

Bead Number	*Phase*	*Bead Type*	*Manufacturing Technique (Body)*	*Perforation, Cross Section*	*Perforation, Side 1*	*Perforation, Side 2*	*No. of Segments*	*Diameter (Body)*	*Length (Body)*	*Shape (Body)*	*Translucency (Body)*	*Colour (Body)*	*Manufacturing Technique (Decoration)*	*Decoration*
ERL104:G263:1415	A2	Constricted Cylindrical, light	drawn (top layer lost), perforated sides constricted		1		1	3		ribbed cylindrical (fragmented)		light	none	none
ERL104:G263:1416	A2	Constricted Segmented	drawn (top layer lost), perforated sides constricted		1,5	1,5	3	4	12	globular		light	none	none
ERL104:G263:1417	A2	Constricted Segmented Variation	drawn, constricted perforated sides		2	2	1	6	8	globular, long		light	none	none
ERL104:G263:1419		Yellow Cylindrical, opaque	wound, perforated sides not reworked	round	2	3	1	5	7	cylindrical, long	opaque	yellow	none	none
ERL104:G263:1421	A2	Constricted Segmented	drawn (top layer lost), perforated sides constricted		1,5	1,5	3	4	12	globular		light	none	none
ERL104:G263:1422	A2	Constricted Segmented	drawn (top layer mostly lost), perforated sides constricted		1,5	1,5	2	4	7	globular		light	none	none
ERL104:G263:1425	A2	Hourglass Variation	folded?	round	2	3	2	7	9	globular, long	translucent	blue/green	applied	remains of ?irregular opaque yellow decoration

Table A.1 – *(continued).*

Bead Number	*Phase*	*Bead Type*	*Manufacturing Technique (Body)*	*Perforation, Cross Section*	*Perforation, Side 1*	*Perforation, Side 2*	*No. of Segments*	*Diameter (Body)*	*Length (Body)*	*Shape (Body)*	*Translucency (Body)*	*Colour (Body)*	*Manufacturing Technique (Decoration)*	*Decoration*
ERL104:G263:1428	A2	Traffic Light Imitation	wound	round	2	4	1	8	8	globular, oval cross section, medium	opaque	red	applied	circumferential opaque yellow and translucent green trails
ERL104:G263:1430		BlueGreen Cylindrical	wound or folded	round	2	2	1	8	7	cylindrical, 4-ribbed cross-section, medium	translucent	blue/green	none	none
ERL104:G263:1431	A2	Constricted Segmented	drawn, perforated sides constricted		1,5	1,5	2	5	7	globular		light	none	none
ERL104:G263:1432		Yellow Cylindrical, opaque	wound, perforated sides not reworked	round	2	3	1	6	10	cylindrical, long	opaque	yellow	none	none
ERL104:G263:1436	A2	Miniature Dark	wound	round	1	1	1	4	4	globular, medium		dark	none	none
ERL104:G263:1439	A2	Constricted Segmented	drawn, perforated sides constricted				2			globular (fragmented)		light	none	none
ERL104:G266:1573	C	Doughnut	pierced	round	1	0,5	1	10	4	asymmetrical globular, short	translucent	green	none	none
ERL104:G266:1575	C	Orange	wound	round	4	4	1	9	10	medium, medium	opaque	orange	none	none
ERL104:G266:1577	C	Doughnut	pierced	round	1	1	1	13	4	asymmetrical globular, very short	translucent	blue/green	none	none

Table A.1 – *(continued).*

Bead Number	*Phase*	*Bead Type*	*Manufacturing Technique (Body)*	*Perforation, Cross Section*	*Perforation, Side 1*	*Perforation, Side 2*	*No. of Segments*	*Diameter (Body)*	*Length (Body)*	*Shape (Body)*	*Translucency (Body)*	*Colour (Body)*	*Manufacturing Technique (Decoration)*	*Decoration*
ERL104:G266:1581	C	Doughnut	pierced	round	1	0,5	1	11	4	asymmetrical globular, very short	translucent	blue/green	none	none
ERL104:G266:1582	C	Orange	wound	round	5	5	1	10	10	globular, medium	opaque	orange	none	none
ERL104:G268:3251	A1	Blue	wound	round	4,5	4,5	1	9	4	annular, short	translucent	blue	none	none
ERL104:G268:3252		Dark Globular	wound	round	5	5	1	12	6	globular, short		dark	none	none
ERL104:G268:3253	A1	Blue	wound	round	4	4	1	11	5	globular, short	translucent	blue	none	none
ERL104:G268:3254	A1	Blue?	wound	round	4	5	1	11	7	globular, short	opaque?	blue	none	none
ERL104:G268:3255		WhitePoly4	wound, perforated sides marvered flat	round	2	3	1	13	11	cylindrical, medium	opaque	white	applied	translucent blue circumferential narrow crossing trail and opaque red dots
ERL104:G268:3256		YellowPoly3	wound, perforated sides reworked and concave	round	3	4	1	14	9	cylindrical, rectangular cross-section, short	opaque	yellow, streaked with green?	applied	opaque red trail framing edges
ERL104:G268:3257	A1	Traffic Light Imitation	wound	round	2	3	1	15	12	globular, medium	opaque	red	applied	translucent green irregular trail on 3 opaque yellow dots on the equator

Table A.1 – *(continued).*

Bead Number	*Phase*	*Bead Type*	*Manufacturing Technique (Body)*	*Perforation, Cross Section*	*Perforation, Side 1*	*Perforation, Side 2*	*No. of Segments*	*Diameter (Body)*	*Length (Body)*	*Shape (Body)*	*Translucency (Body)*	*Colour (Body)*	*Manufacturing Technique (Decoration)*	*Decoration*
ERL104:G268:3258		WhitePoly4	wound, perforated sides reworked, concave	round	3	4	1	15	12	cylindrical, medium	opaque	white	applied	translucent blue circumferential narrow crossing trail and opaque red dots
ERL104:G268:3259		Blue Globular, opaque	wound	round	3	4	1	11	6	globular, short	opaque	blue	none	none
ERL104:G268:3260	A1	Candy Variant	wound, perforated sides marvered flat	round	3	4	1	13	12	globular, medium	translucent	green	applied	opaque red spiral trail on opaque yellow circumferential zigzag trail
ERL104:G268:3261	A1	Traffic Light Twisted Trail	wound	round	2	5	1	12	25	cylindrical, very long	opaque	red	applied	opaque yellow and translucent green twisted trail irregularly applied
ERL104:G268:3262	A1	Blue	wound	round	5	5	1	10	4	annular, short	translucent	blue	none	none
ERL104:G268:3263	A1	Blue	wound	round	4	5	1	11	5	globular, short	translucent	blue	none	none
ERL104:G268:3264	A1	Blue	wound	round	2	4	1	11	7	globular, medium	translucent	blue	none	none
ERL104:G268:3265		DarkPoly1	wound	round	5	5	1	12	5	asymmetrically globular, short		dark	applied	opaque yellow circumferential trail
ERL104:G268:3266	A1	Blue	wound	round	5	5	1	10	4	annular, short	translucent	blue	none	none

Table A.1 – *(continued).*

Bead Number	*Phase*	*Bead Type*	*Manufacturing Technique (Body)*	*Perforation, Cross Section*	*Perforation, Side 1*	*Perforation, Side 2*	*No. of Segments*	*Diameter (Body)*	*Length (Body)*	*Shape (Body)*	*Translucency (Body)*	*Colour (Body)*	*Manufacturing Technique (Decoration)*	*Decoration*
ERL104:G268:3267	A1	Blue	wound	round	4	5	1	10	5	annular, short	translucent	blue	none	none
ERL104:G268:3268	A1	Blue	wound	round	5	5	1	10	4	annular, short	translucent	blue	none	none
ERL104:G268:3269	A1	Traffic Light Twisted Trail	wound	round	3	4	1	12	21	cylindrical, very long	opaque	red	applied	opaque yellow and translucent green twisted trail irregularly applied
ERL104:G268:3270	A1	Blue	wound	round	2	2	1	10	9	globular, medium	translucent	blue	none	none
ERL104:G268:3279	A1	Constricted Segmented	drawn, perforated sides constricted	round	1	1	1	4	4	globular, medium		light	none	none
ERL104:G268:3280	A1	Constricted Segmented	drawn,perforated sides constricted	round	1,5	1,5	1	5	3	globular, short		light	none	none
ERL104:G268:3281	A1	Constricted Segmented	drawn, perforated sides constricted	round	1	1	1	4	3	globular, medium		light	none	none
ERL104:G268:3282	A1	Constricted Segmented	drawn, perforated sides constricted	round	1	1	1	5	4	globular, medium		light	none	none
ERL104:G273:3330a/01	B2	Koch34	wound, one perforated side snapped off	round	4	4	1	9	8	cylindrical, medium	opaque	red	applied	opaque white circumferential narrow crossing trail

Table A.1 – *(continued).*

Bead Number	*Phase*	*Bead Type*	*Manufacturing Technique (Body)*	*Perforation, Cross Section*	*Perforation, Side 1*	*Perforation, Side 2*	*No. of Segments*	*Diameter (Body)*	*Length (Body)*	*Shape (Body)*	*Translucency (Body)*	*Colour (Body)*	*Manufacturing Technique (Decoration)*	*Decoration*
ERL104:G273:3330a/02	B2	Koch34	wound, one perforated side snapped off	round	3	3	1	8	7	globular, medium	opaque	red	applied	opaque white circumferential narrow crossing trail
ERL104:G273:3330a/03		Red Globular	wound	round	3	3	1	7	5	globular, short	opaque	red	none	none
ERL104:G273:3330a/04		Yellow Globular	wound	round	3	3	1	8	6	globular, medium	opaque	yellow	none	none
ERL104:G273:3330a/05		Yellow Globular	wound	round	2	3	1	6	5	globular, medium	opaque	yellow	none	none
ERL104:G273:3330a/06		*undefined*	wound	round	2	3	1	7	5	globular, short	opaque	yellow? (discoloured)	none	none
ERL104:G273:3330a/07	B2	Cylindrical Round	wound, perforated sides marvered flat	round	2	3	1	7	6	cylindrical, medium	opaque	white	none	none
ERL104:G273:3330a/08		White Globular	wound	round	2	3	1	6	4	globular, short	opaque	white	none	none
ERL104:G273:3330a/09		Green Constricted Segmented	drawn, perforated sides constricted	round	1	1	1	3	3	cylindrical, medium	opaque	green	none	none
ERL104:G273:3330a/10		Green Constricted Segmented	drawn, perforated sides constricted	round	1	1	1	5	3	globular, short	opaque	green	none	none

Table A.1 – *(continued).*

Bead Number	*Phase*	*Bead Type*	*Manufacturing Technique (Body)*	*Perforation, Cross Section*	*Perforation, Side 1*	*Perforation, Side 2*	*No. of Segments*	*Diameter (Body)*	*Length (Body)*	*Shape (Body)*	*Translucency (Body)*	*Colour (Body)*	*Manufacturing Technique (Decoration)*	*Decoration*
ERL104:G277:1594		Blue Constricted Segmented	drawn, perforated sides constricted	round	1,5	1,5	1	4	4	globular		blue	none	none
ERL104:G277:1595		Blue Constricted Segmented	drawn, perforated sides constricted	round	1,5	1,5	1	4	4	globular, medium		blue	none	none
ERL104:G277:1599	A2	Constricted Segmented	drawn (top layer lost), perforated sides constricted		1,5	1,5	1	4	3	globular, medium		light	none	none
ERL104:G277:1600	A2	Constricted Segmented	drawn, perforated sides constricted				1			globular (fragmented)		light	none	none
ERL104:G277:1603		Blue Constricted Segmented	drawn, perforated sides constricted	round	1		1	4	4	globular, medium		blue	none	none
ERL104:G277:1604		Blue Constricted Segmented	drawn, perforated sides constricted	round	1,5	1,5	1	4	4	globular, medium		blue	none	none
ERL104:G277:1617	A2	Constricted Cylindrical	drawn, perforated sides constricted				1			Cylindrical (fragmented)		blue	none	none
ERL104:G277:1630	A2	Roman Cane	drawn, perforated sides snapped or broken off		1	1	1	3	14	cylindrical, very long		blue	none	none

Table A.1 – *(continued).*

Bead Number	*Phase*	*Bead Type*	*Manufacturing Technique (Body)*	*Perforation, Cross Section*	*Perforation, Side 1*	*Perforation, Side 2*	*No. of Segments*	*Diameter (Body)*	*Length (Body)*	*Shape (Body)*	*Translucency (Body)*	*Colour (Body)*	*Manufacturing Technique (Decoration)*	*Decoration*
ERL104:G277:1636		Blue Constricted Segmented	drawn, perforated sides constricted	round	2	2	1	5	4	globular, medium		blue	none	none
ERL104:G277:2132	A2	Constricted Segmented	drawn (top layer lost), perforated sides constricted	round	1,5	1,5	1	4	4	globular, medium		light	none	none
ERL104:G281:1795		Red Globular	wound	round	3	3	1	7	6	globular, medium	opaque	red	none	none
ERL104:G281:1796	B2	Koch34	wound, perforated sides not reworked	round	3	3	1	7	8	cylindrical, medium	opaque	white	applied	translucent blue (turquoise) circumferential narrow crossing trail
ERL104:G281:1797	B2	Koch34	wound	round	3	3	1	7	6	globular, medium	opaque	red	applied	opaque yellow circumferential narrow crossing trail
ERL104:G281:1798		*undefined*	wound	round	4	4	1	8	4	annular, short	? (badly preserved)	? (badly preserved)	? (badly preserved)	? (badly preserved)
ERL104:G281:1799	B2	Blue	wound	round	4	4	2	8	9	globular, medium	translucent	blue	none	none
ERL104:G281:1837		*undefined*	wound	round	4	4	1	7	4	annular, short	? (badly preserved)	? (badly preserved)	? (badly preserved)	? (badly preserved)

Table A.1 – *(continued).*

Bead Number	*Phase*	*Bead Type*	*Manufacturing Technique (Body)*	*Perforation, Cross Section*	*Perforation, Side 1*	*Perforation, Side 2*	*No. of Segments*	*Diameter (Body)*	*Length (Body)*	*Shape (Body)*	*Translucency (Body)*	*Colour (Body)*	*Manufacturing Technique (Decoration)*	*Decoration*
ERL104:G281:1838	B2	Blue?	wound	round					3	? (non-functional fragment)	translucent	blue	none	none
ERL104:G290:1721		Mosaic?	mixture of colours in body	round			1		8	globular (fragmented)	opaque or translucent	opaque yellow, translucent green, opaque red		surface green and discoloured
ERL104:G290:1734		DarkPoly4	wound?	round	2	2	1	12	11	globular, flat cross section		dark (shiny black)	applied?	opaque turquoise circumferential ?trail
ERL104:G302:3183	A2	Constricted Cylindrical	drawn, perforated sides constricted	round	1,5	1,5	1	4	19	cylindrical, very long		blue	none	none
ERL104:G302:3190	A2	Constricted Cylindrical	drawn, perforated sides constricted	round			1			cylindrical (fragmented)		blue	none	none
ERL104:G305:1801		*undefined*	wound? (badly preserved)	round	5	5	1			ribbed	? (badly preserved)	? (badly preserved)	? (badly preserved)	? (badly preserved)
ERL104:G305:1804	A2b	Melon Variation?	wound	round	4	4	1	14	8	globular, short	translucent	yellow	none	none
ERL104:G305:1813		Dark Globular	wound	round	4	4	1	13	8	globular, short		dark	none	none

Table A.1 – *(continued).*

Bead Number	*Phase*	*Bead Type*	*Manufacturing Technique (Body)*	*Perforation, Cross Section*	*Perforation, Side 1*	*Perforation, Side 2*	*No. of Segments*	*Diameter (Body)*	*Length (Body)*	*Shape (Body)*	*Translucency (Body)*	*Colour (Body)*	*Manufacturing Technique (Decoration)*	*Decoration*
ERL104:G305:1820		RedPoly4	wound	round	3	3	1	14	9	globular, short	opaque	red	applied	opaque green circumferential waved and spiral trail, producing a grid-effect, possibly to emulate a mosaic bead
ERL104:G305:1829	A2b	Melon Variation?	wound	round	5	5	1	14	7	globular, short	translucent	blue	none	none
ERL104:G305:1849	A2b	Melon Associated	wound	round	5	5	1	14	6	globular, short		dark	applied	opaque yellow circumferential zigzag trail
ERL104:G305:1854	A2b	Melon Variation?	wound	round	3	4	1	14	9	globular, short	translucent	blue	none	none
ERL104:G305:1867	A2b	Melon	wound	slightly oval	5	5	1	12	10	globular, medium, 10-ribbed cross section	translucent	blue	none	none
ERL104:G305:1871	A2b	Melon Associated	wound	round	5	5	1	13	5	globular, short		dark	applied	opaque yellow circumferential zigzag trail

Table A.1 – *(continued).*

Bead Number	*Phase*	*Bead Type*	*Manufacturing Technique (Body)*	*Perforation, Cross Section*	*Perforation, Side 1*	*Perforation, Side 2*	*No. of Segments*	*Diameter (Body)*	*Length (Body)*	*Shape (Body)*	*Translucency (Body)*	*Colour (Body)*	*Manufacturing Technique (Decoration)*	*Decoration*
ERL104:G305:1874	A2b	Melon	wound		4	4	1	13	12	globular, medium, 8-ribbed cross section	translucent	yellow	none	none
ERL104:G305:1875	A2b	Reticella	mosaic	round	4	5	1	17	14	cylindrical, medium	opaque	red with ?translucent and dark inclusions	applied	3 twisted trails made of opaque red, opaque yellow, transparent glass, arranged in a herringbone pattern
ERL104:G305:1876	A2b	Reticella	mosaic	round	4	6	1	20	19	biconical, medium	?	?	applied	3 twisted trails made of opaque red, opaque yellow, and transparent glass, arranged in a herringbone pattern
ERL104:G309:2061	A1	Blue	wound	round	4	4	1	12	10	globular, medium	translucent	blue	none	none
ERL104:G309:2062	A1	Blue	wound	round	5	5	1	10	4	annular, short	translucent	blue	none	none
ERL104:G309:2063	A1	Blue	wound	round	5	5	1	10	5	annular, short	translucent	blue	none	none

Table A.1 – *(continued).*

Bead Number	*Phase*	*Bead Type*	*Manufacturing Technique (Body)*	*Perforation, Cross Section*	*Perforation, Side 1*	*Perforation, Side 2*	*No. of Segments*	*Diameter (Body)*	*Length (Body)*	*Shape (Body)*	*Translucency (Body)*	*Colour (Body)*	*Manufacturing Technique (Decoration)*	*Decoration*
ERL104:G309:2064	A1	Blue	wound	round	5	5	1	9	4	annular, short	translucent	blue	none	none
ERL104:G309:2065	A1	Blue	wound	round	5	5	1	10	4	annular, short	translucent	blue	none	none
ERL104:G309:2066	A1	Blue	wound	round	4	4	1	8	5	annular, short	translucent	blue	none	none
ERL104:G309:2067	A1	Blue	wound	round	4	4	1	9	4	globular, short	translucent	blue	none	none
ERL104:G309:2068	A1	Blue	wound	round	3	3	1			globular, short	translucent	blue	none	none
ERL104:G309:2069	A1	Blue	wound	round	3	3	1	9	5	globular, short	translucent	blue	none	none
ERL104:G309:2070	A1	Blue	wound	round	5	5	1	9	5	annular, short	translucent	blue	none	none
ERL104:G309:2071	A1	Blue	wound	round	4	4	1	9	4	annular, short	translucent	blue	none	none
ERL104:G309:2072	A1	Blue	wound	round	4	4	1	9	5	globular, short	translucent	blue	none	none
ERL104:G309:2073	A1	Blue	wound	round	4	4	1	9	5	globular, short	translucent	blue	none	none
ERL104:G309:2074	A1	Blue	wound	round	4	4	1	9	4	globular, short	translucent	blue	none	none
ERL104:G309:2075	A1	Blue	wound	round	4	4	1	9	4	globular, short	translucent	blue	none	none
ERL104:G309:2076	A1	Blue	wound	round	4	4	1	9	5	globular, short	translucent	blue	none	none
ERL104:G309:2077	A1	Blue	wound	round	4	4	1	9	5	globular, short	translucent	blue	none	none
ERL104:G309:2078	A1	Blue	wound	round	4	4	1	9	4	globular, short	translucent	blue	none	none
ERL104:G309:2079	A1	Blue	wound	round	4	4	1	10	5	globular, short	translucent	blue	none	none
ERL104:G309:2080	A1	Blue	wound	round	4	4	1	9	5	globular, short	translucent	blue	none	none
ERL104:G309:2081	A1	Blue	wound	round	2	2	1	10	9	globular, medium	translucent	blue	none	none
ERL104:G309:2082	A1	Blue	wound	round	4	4	1	9	5	globular, short	translucent	blue	none	none
ERL104:G309:2083	A1	Blue	wound	round	5	5	1	9	4	annular, short	translucent	blue	none	none

Table A.1 – *(continued).*

Bead Number	*Phase*	*Bead Type*	*Manufacturing Technique (Body)*	*Perforation, Cross Section*	*Perforation, Side 1*	*Perforation, Side 2*	*No. of Segments*	*Diameter (Body)*	*Length (Body)*	*Shape (Body)*	*Translucency (Body)*	*Colour (Body)*	*Manufacturing Technique (Decoration)*	*Decoration*
ERL104:G309:2084	A1	Blue	wound	round	4	4	1	9	5	globular, short	translucent	blue	none	none
ERL104:G309:2085	A1	Blue	wound	round	4	4	1	9	5	globular, short	translucent	blue	none	none
ERL104:G309:2086	A1	Blue	wound	round	4	4	1	9	4	globular, short	translucent	blue	none	none
ERL104:G309:2087	A1	Blue	wound	round	4	4	1	10	5	globular, short	translucent	blue	none	none
ERL104:G309:2088	A1	Blue?	wound	round	4	4	1	8	4	annular	? (badly preserved)	blue? (discoloured)	? (badly preserved)	? (badly preserved)
ERL104:G309:2089	A1	Blue	wound	round	4	4	1	9	4	globular, short	translucent	blue	none	none
ERL104:G309:2090	A1	Blue	wound	round	5	5	1	10	4	annular, short	translucent	blue	none	none
ERL104:G309:2091	A1	Blue	wound	round	5	5	1	9	3	annular, short	translucent	blue	none	none
ERL104:G309:2092	A1	Blue	wound	round	4	4	1	9	4	globular, short	translucent	blue	none	none
ERL104:G309:2093	A1	Blue	wound	round	5	5	1	10	4	annular, short	translucent	blue	none	none
ERL104:G309:2096	A1	Blue	wound	round	3	3	1	9	5	globular, short	translucent	blue	none	none
ERL104:G309:2097	A1	Blue	wound	round	4	4	1	9	5	globular, short	translucent	blue	none	none
ERL104:G309:2098	A1	Blue	wound	round	5	5	1	9	4	annular, short	translucent	blue	none	none
ERL104:G309:2099	A1	Blue	wound	round	5	5	1	11	4	globular, short	translucent	blue	none	none
ERL104:G309:2100	A1	Blue	wound	round	3	3	1	9	5	globular, short	translucent	blue	none	none
ERL104:G309:2101	A1	Blue	wound	round	5	5	1	10	5	annular, short	translucent	blue	none	none
ERL104:G309:2102	A1	Blue	wound	round	3	3	1	8	5	globular, short	translucent	blue	none	none
ERL104:G309:2103	A1	Blue	wound	round	3	3	1	8	7	coiled globular, medium	translucent	blue	none	none
ERL104:G309:2104	A1	Blue	wound	round	4	4	1	8	5	annular, short	translucent	blue	none	none

Table A.1 – *(continued).*

Bead Number	*Phase*	*Bead Type*	*Manufacturing Technique (Body)*	*Perforation, Cross Section*	*Perforation, Side 1*	*Perforation, Side 2*	*No. of Segments*	*Diameter (Body)*	*Length (Body)*	*Shape (Body)*	*Translucency (Body)*	*Colour (Body)*	*Manufacturing Technique (Decoration)*	*Decoration*
ERL104:G309:2105	A1	Blue	wound	round	4	4	1	8	3	annular, short	translucent	blue	none	none
ERL104:G309:2106	A1	Blue	wound	round	3	3	1	9	4	globular, short	translucent	blue	none	none
ERL104:G309:2107	A1	Blue	wound	round	4	4	1	9	4	globular, short	translucent	blue	none	none
ERL104:G309:2108	A1	Blue	wound	round	5	5	1	9	4	annular, short	translucent	blue	none	none
ERL104:G309:2109	A1	Blue	wound	round	5	5	1	10	4	annular, short	translucent	blue	none	none
ERL104:G309:2110	A1	Blue	wound	round	4	4	1	9	4	globular, short	translucent	blue	none	none
ERL104:G309:2111	A1	Blue	wound	round	3	3	1	9	5	globular, short	translucent	blue	none	none
ERL104:G309:2112	A1	Blue	wound	round	4	4	1	8	4	annular, short	translucent	blue	none	none
ERL104:G309:2115	A1	Blue	wound	round	4	4	1	8	5	annular, short	translucent	blue	none	none
ERL104:G309:2116		*undefined*	? (badly preserved)	? (badly preserved)			1			globular? (badly preserved)	? (badly preserved)	? (badly preserved)	? (badly preserved)	? (badly preserved)
ERL104:G309:2117	A1	Blue	wound	round	4	4	1	9	3	globular, short	translucent	blue	none	none
ERL104:G309:2118	A1	Blue	wound	round	6	6	1	13	6	globular, short	translucent	blue	none	none
ERL104:G309:2119	A1	Blue	wound	round	3	3	1	9	4	globular, short	translucent	blue	none	none
ERL104:G309:2120	A1	Blue	wound	round	4	4	1	10	5	globular, short	translucent	blue	none	none
ERL104:G309:2121	A1	Blue	wound	round	5	5	1	10	5	annular, short	translucent	blue	none	none
ERL104:G309:2122	A1	Blue	wound	round	5	5	1	13	5	globular, short	translucent	blue	none	none
ERL104:G309:2123	A1	Blue	wound	round	4	4	1	11	5	globular, short	translucent	blue	none	none
ERL104:G315:2313		Blue Globular, opaque	wound	round	1	2	1	7	4	globular, short	opaque	blue	none	none

Table A.1 – *(continued).*

Bead Number	*Phase*	*Bead Type*	*Manufacturing Technique (Body)*	*Perforation, Cross Section*	*Perforation, Side 1*	*Perforation, Side 2*	*No. of Segments*	*Diameter (Body)*	*Length (Body)*	*Shape (Body)*	*Translucency (Body)*	*Colour (Body)*	*Manufacturing Technique (Decoration)*	*Decoration*
ERL104:G315:2316	A2	Constricted Segmented	drawn, perforated sides constricted	round	1	1	2	3	7	globular		light	none	none
ERL104:G315:2321		*undefined*	wound	round			1	8		globular (fragmented)	? (badly preserved)	green? (discoloured)	? (badly preserved)	? (badly preserved)
ERL104:G315:2324		*undefined*	wound	round						? (badly preserved)	? (badly preserved)	? (badly preserved)	? (badly preserved)	? (badly preserved)
ERL104:G315:2331	A2	Blue	wound	round	4	4	1	14	9	globular, short	translucent	blue	none	none
ERL104:G315:2333	A2	Constricted Cylindrical Variation	coiled	round	1	1	1	3	13	cylindrical, very long		blue	none	none
ERL104:G315:2338		Green Globular	wound	round	2	3	1	6	4	irregularly globular, short	opaque	green	none	none
ERL104:G315:2345		GreyPoly	wound	rounded square	6	7	1	23	14	globular, short	translucent	grey	applied	white trails forming 2 circumferential rows of triangular spaces each filled with an opaque yellow on opaque red dot
ERL104:G315:2346	A2	Traffic Light Twisted Trail	wound	round	1	2	1	6	9	cylindrical, long	opaque	red	applied	opaque yellow and translucent green twisted trail

Table A.1 – *(continued).*

Bead Number	*Phase*	*Bead Type*	*Manufacturing Technique (Body)*	*Perforation, Cross Section*	*Perforation, Side 1*	*Perforation, Side 2*	*No. of Segments*	*Diameter (Body)*	*Length (Body)*	*Shape (Body)*	*Translucency (Body)*	*Colour (Body)*	*Manufacturing Technique (Decoration)*	*Decoration*
ERL104:G315:2350		*undefined*	wound	round						? (fragmented)	? (badly preserved)	? (badly preserved)	? (badly preserved)	? (badly preserved)
ERL104:G315:2356		*undefined*	wound	? (badly preserved)						? (fragmented)	? (badly preserved)	? (badly preserved)	? (badly preserved)	? (badly preserved)
ERL104:G315:2359		BlueGreen Globular	wound	round	2	2	1	8	6	globular, medium	translucent	blue/green	none	none
ERL104:G315:2361		*undefined*	wound	round	3	3		8	4	globular, short	? (badly preserved)	? (badly preserved)	? (badly preserved)	? (badly preserved)
ERL104:G315:2362		*undefined*	wound	round	3	3	1	8	4	globular, short	? (badly preserved)	? (badly preserved)	? (badly preserved)	? (badly preserved)
ERL104:G315:2366	A2	Constricted Cylindrical	drawn, perforated sides constricted	round	1	1	1	3	12	cylindrical, very long		blue	none	none
ERL104:G315:2375		BlueGreen Globular	wound	round	1	2	1	7	6	globular, medium	translucent	blue/green	none	none
ERL104:G315:2383		Green Globular	wound	round	2	2	1	7	4	globular, short	opaque	green	none	none
ERL104:G315:2388	A2	Constricted Cylindrical	drawn, perforated sides constricted	round	1	1	1	2	13	cylindrical, very long		blue	none	none
ERL104:G315:2392	A2	Blue	wound	round	5	5	1	10	4	annular, short	translucent	blue	none	none
ERL104:G315:3242	A2	Constricted Segmented	drawn, perforated sides constricted	round	1	1	2	3	5	globular, short		light	none	none
ERL104:G315:3243	A2	Constricted Segmented	drawn, perforated sides constricted	round	1	1	1	4	2	globular, short		light	none	none

Table A.1 – *(continued).*

Bead Number	*Phase*	*Bead Type*	*Manufacturing Technique (Body)*	*Perforation, Cross Section*	*Perforation, Side 1*	*Perforation, Side 2*	*No. of Segments*	*Diameter (Body)*	*Length (Body)*	*Shape (Body)*	*Translucency (Body)*	*Colour (Body)*	*Manufacturing Technique (Decoration)*	*Decoration*
ERL104:G315:3244	A2	Constricted Segmented	drawn, perforated sides constricted	round	1	1	1	3	4	globular, long		light	none	none
ERL104:G319:1884	A2b	Melon	wound	round	2	3	1	13	12	globular, medium, 8-ribbed cross section	translucent	yellow	none	none
ERL104:G319:1885	A2b	Melon	wound	round	3	4	1	13	10	globular, medium, 12-ribbed cross section	translucent	yellow	none	none
ERL104:G336:3374	A	Traffic Light Twisted Trail	wound	round	2	3	1	12	25	cylindrical, very long	opaque	red	applied	opaque yellow and translucent green twisted trail
ERL104:G336:3378		YellowPoly1	wound, perforated sides not marvered flat	round	2	2	1	7	6	cylindrical, medium	opaque	yellow	applied	translucent green circumferential wide crossing trail
ERL104:G336:3380		Yellow Melon, opaque	wound	round	2	3	1	8	8	globular, ribbed cross section, medium	opaque	yellow	none	none
ERL104:G336:3472		Red Cylindrical	wound, perforated sides not marvered flat	round	1	2	1	6	8	cylindrical, long	opaque	red	none	none
ERL104:G341:1523	A2	Constricted Segmented	drawn, perforated sides constricted		1,5	1,5	1	4	4	globular, medium		light	none	none

Table A.1 – *(continued).*

Bead Number	*Phase*	*Bead Type*	*Manufacturing Technique (Body)*	*Perforation, Cross Section*	*Perforation, Side 1*	*Perforation, Side 2*	*No. of Segments*	*Diameter (Body)*	*Length (Body)*	*Shape (Body)*	*Translucency (Body)*	*Colour (Body)*	*Manufacturing Technique (Decoration)*	*Decoration*
ERL104:G341:1524	A2	Constricted Segmented	drawn, perforated sides constricted		1,5	1,5	1	4	4	globular, medium		light	none	none
ERL104:G341:1525	A2	Constricted Segmented	drawn, perforated sides constricted		1,5	1,5	1	4	5	globular, medium		light	none	none
ERL104:G341:1526	A2	Constricted Segmented	drawn, perforated sides constricted		1,5	1,5	1	4	4	globular, medium		light	none	none
ERL104:G341:1530	A2	Constricted Cylindrical	drawn, perforated sides constricted				1	4	14	cylindrical (fragmented)		blue	none	none
ERL104:G341:1531	A2	Constricted Cylindrical	drawn, perforated sides constricted		1,5	1,5	1	4	12	cylindrical		blue	none	none
ERL104:G341:1533	A2	Constricted Segmented	drawn, perforated sides constricted		1,5	1,5	1	5	4	globular, medium		light	none	none
ERL104:G341:1534	A2	Constricted Segmented	drawn, perforated sides constricted		1	1,5	1	5	5	globular, medium		light	none	none
ERL104:G341:1535	A2	Constricted Segmented	drawn, perforated sides constricted		1,5	1,5	1	4	4	globular, medium		light	none	none
ERL104:G341:1536	A2	Constricted Segmented	drawn, perforated sides constricted		1,5	1,5	1	5	4	globular, medium		light	none	none
ERL104:G341:1537	A2	Constricted Segmented	drawn, perforated sides constricted		1,5	1,5	1	4	4	globular, medium		light	none	none
ERL104:G341:1538	A2	Constricted Segmented	drawn, perforated sides constricted		2	2	1	5	4	globular, medium		light	none	none

Table A.1 – *(continued).*

Bead Number	*Phase*	*Bead Type*	*Manufacturing Technique (Body)*	*Perforation, Cross Section*	*Perforation, Side 1*	*Perforation, Side 2*	*No. of Segments*	*Diameter (Body)*	*Length (Body)*	*Shape (Body)*	*Translucency (Body)*	*Colour (Body)*	*Manufacturing Technique (Decoration)*	*Decoration*
ERL104:G341:1540	A2	Constricted Cylindrical	drawn, perforated sides constricted		1	1	1	3	13	cylindrical, very long		blue	none	none
ERL104:G341:1541	A2	Constricted Cylindrical	drawn, perforated sides constricted		1,5	1,5	1	3	14	cylindrical, very long		blue	none	none
ERL104:G341:1550	A2	Constricted Segmented	drawn, perforated sides constricted		2	2	1	5	4	globular, medium		light	none	none
ERL104:G341:1551	A2	Constricted Segmented	drawn, perforated sides constricted		1	1	1	5	4	globular, medium		light	none	none
ERL104:G341:1552	A2	Constricted Segmented Variation	drawn, perforated sides constricted		2	2	1	6	4	globular, medium		light	none	none
ERL104:G341:1553	A2	Constricted Segmented	drawn, perforated sides constricted		1,5	2	1	5		globular		light	none	none
ERL104:G341:1555	A2	Constricted Segmented	drawn, perforated sides constricted		1,5	1,5	1	5	4	globular, medium		light	none	none
ERL104:G341:1557	A2	Constricted Cylindrical	drawn, perforated sides constricted		1,5	1,5	1	3	13	cylindrical, very long		blue	none	none
ERL104:G341:1558	A2	Constricted Cylindrical	drawn, perforated sides constricted		1,5	1,5	1	3	14	cylindrical		blue	none	none
ERL104:G341:3240	A2	Constricted Cylindrical	drawn, perforated sides constricted		1,5	1,5	1	3	13	cylindrical, very long		blue	none	none

Table A.1 – *(continued).*

Bead Number	*Phase*	*Bead Type*	*Manufacturing Technique (Body)*	*Perforation, Cross Section*	*Perforation, Side 1*	*Perforation, Side 2*	*No. of Segments*	*Diameter (Body)*	*Length (Body)*	*Shape (Body)*	*Translucency (Body)*	*Colour (Body)*	*Manufacturing Technique (Decoration)*	*Decoration*
ERL104:G341:3241	A2	Constricted Cylindrical, discoloured	drawn, perforated sides constricted		1,5	1,5	1	3	13	cylindrical, very long	? (badly preserved)	light, or discoloured blue?	none	none
ERL104:G341:3478/01	A2	Constricted Segmented	drawn, perforated sides constricted		1	1,5	1	5	4	globular, medium		light	none	none
ERL104:G341:3478/02	A2	Constricted Segmented	drawn, perforated sides constricted		1,5	1,5	1	4	4	globular, medium		light	none	none
ERL104:G341:3478/03	A2	Constricted Segmented	drawn, perforated sides constricted		1,5	1,5	1	4	3	globular, medium		light	none	none
ERL104:G341:3478/04	A2	Constricted Segmented	drawn, perforated sides constricted		2		2	4		globular (one segment fragmented)		light	none	none
ERL104:G341:3478/05	A2	Constricted Cylindrical	drawn, perforated sides constricted		1	1	1	3	14	cylindrical, very long		blue	none	none
ERL104:G341:3478/06	A2	Constricted Cylindrical	drawn, perforated sides constricted		1,5	1,5	1	3	13	cylindrical, very long		blue	none	none
ERL104:G341:3478/07	A2	Constricted Cylindrical	drawn, perforated sides constricted		1,5	1,5	1	3	13	cylindrical, very long		blue	none	none
ERL104:G341:3478/08	A2	Constricted Cylindrical	drawn, perforated sides constricted		1,5	1,5	1	3	14	cylindrical, very long		blue	none	none
ERL104:G341:3478/09	A2	Constricted Cylindrical, light	drawn, perforated sides constricted		1,5	1,5	1	3	9	ribbed cylindrical, very long		light	none	none

Table A.1 – *(continued).*

Bead Number	*Phase*	*Bead Type*	*Manufacturing Technique (Body)*	*Perforation, Cross Section*	*Perforation, Side 1*	*Perforation, Side 2*	*No. of Segments*	*Diameter (Body)*	*Length (Body)*	*Shape (Body)*	*Translucency (Body)*	*Colour (Body)*	*Manufacturing Technique (Decoration)*	*Decoration*
ERL104:G341:3488	A2	Constricted Segmented	drawn, perforated sides constricted		1,5	1,5	1	4	4	globular, medium		light	none	none
ERL104:G341:3489	A2	Constricted Segmented Variation	drawn, perforated sides constricted		1	1	1	7	4	globular, medium		light	none	none
ERL104:G341:3490	A2	Constricted Segmented	drawn, perforated sides constricted		2	2	1	5	5	globular		light	none	none
ERL104:G343:1659		WhitePoly1?	wound? (badly preserved)	? (badly preserved)			1			globular?, short	? (badly preserved)	white?	applied	remains of blue circumferential ?wide crossing trail
ERL104:G343:1660	A1?	Blue	wound	round	4	4	1	9	5	annular, short	translucent	blue	none	none
ERL104:G343:1661	A1?	Blue	wound	round	5	5	1	10	5	annular, short	translucent	blue	none	none
ERL104:G343:1662	A1?	Blue?	wound	round	5	5	1	9	5	annular, short	translucent? (badly preserved)	blue? (discoloured)	none	none
ERL104:G343:1671		Dark Globular	wound	round	3	3,5	1	8	5	globular, short		dark	none	none
ERL104:G344:2828		Yellow Melon, opaque	wound	round	1,5	1,5	1	7	7	asymmetrically globular, 6-ribbed cross-section, medium	opaque	yellow	none	none

Table A.1 – *(continued).*

Bead Number	*Phase*	*Bead Type*	*Manufacturing Technique (Body)*	*Perforation, Cross Section*	*Perforation, Side 1*	*Perforation, Side 2*	*No. of Segments*	*Diameter (Body)*	*Length (Body)*	*Shape (Body)*	*Translucency (Body)*	*Colour (Body)*	*Manufacturing Technique (Decoration)*	*Decoration*
ERL104:G344:2829		Yellow Globular, opaque	wound	round	2	3	2	8	8	globular	opaque	yellow	none	none
ERL104:G344:2830		WhitePoly1?	wound	round	2	2	1	6	6	globular, medium (fragmented)	opaque	white? (discoloured)	applied	translucent blue ?circumferential ?wide crossing trail
ERL104:G344:2834		WhitePoly1	wound	round	2	3	1	8	7	globular, medium	opaque	white on red core around perforation	applied	translucent blue circumferential wide crossing trail
ERL104:G344:2835		Blue	wound	round	4	5	1	14	7	globular, short	translucent	blue	none	none
ERL104:G344:2836		NorfolkMelon-related?	wound	round	1	2	1	7	6	asymmetrically globular, 4-ribbed cross-section, medium	opaque	yellow	none	none
ERL104:G344:2837		Yellow Cylindrical, opaque	wound, perforated sides not reworked	round	2	2	1	6	6	cylindrical, medium	opaque	yellow	none	none
ERL104:G349:2955	A2	Constricted Cylindrical	drawn, perforated sides constricted	round	1,5	1,5	1	4	19	cylindrical, very long		blue	none	none
ERL104:G349:2958	A2	Constricted Cylindrical	drawn, perforated sides constricted	round	1,5	1,5	1	4	20	cylindrical, very long		blue	none	none

Table A.1 – *(continued).*

Bead Number	*Phase*	*Bead Type*	*Manufacturing Technique (Body)*	*Perforation, Cross Section*	*Perforation, Side 1*	*Perforation, Side 2*	*No. of Segments*	*Diameter (Body)*	*Length (Body)*	*Shape (Body)*	*Translucency (Body)*	*Colour (Body)*	*Manufacturing Technique (Decoration)*	*Decoration*
ERL104:G349:2959	A2	Constricted Cylindrical	drawn, perforated sides constricted	round	1,5	1,5	1	4	19	cylindrical, very long		blue	none	none
ERL104:G349:2960	A2	Constricted Cylindrical	drawn, perforated sides constricted	round	1	1	1	3	20	cylindrical, very long		blue	none	none
ERL104:G349:2965	A2	Constricted Cylindrical, light	drawn, perforated sides constricted	round	1,5	1,5	1	4	17	ribbed cylindrical, very long		light	none	none
ERL104:G349:2966	A2	Constricted Segmented	drawn, perforated sides constricted	round	1	1	1	5	4	globular, medium		light	none	none
ERL104:G349:2967		Yellow, translucent	wound, perforated sides reworked (straight)	round	6	6	1	17	10	globular, 6-ribbed cross section, short	translucent	yellow	none	none
ERL104:G349:2971	A2	Constricted Segmented	drawn, perforated sides constricted	round	1	1	1	4	5	globular, long		light	none	none
ERL104:G349:2974	A2	Constricted Cylindrical, light	drawn, perforated sides constricted	round	1,5	2	1	5	16	ribbed cylindrical, very long		light	none	none
ERL104:G349:2979	A2	Constricted Cylindrical, light	drawn, perforated sides constricted	round	1,5	1,5	1	5	18	ribbed cylindrical, very long		light	none	none
ERL104:G349:2980	A2	Constricted Cylindrical Variation	coiled	round	1	1	1	4	20	cylindrical, very long		blue	none	none

Table A.1 – *(continued).*

Bead Number	*Phase*	*Bead Type*	*Manufacturing Technique (Body)*	*Perforation, Cross Section*	*Perforation, Side 1*	*Perforation, Side 2*	*No. of Segments*	*Diameter (Body)*	*Length (Body)*	*Shape (Body)*	*Translucency (Body)*	*Colour (Body)*	*Manufacturing Technique (Decoration)*	*Decoration*
ERL104:G349:2981	A2	Constricted Cylindrical, light	drawn, perforated sides constricted	round	1,5	1,5	1	4	14	ribbed cylindrical, very long, broken but functional		light	none	none
ERL104:G349:2987	A2	Constricted Cylindrical	drawn, perforated sides constricted	round	1	1	1	4	18	cylindrical, very long		blue	none	none
ERL104:G350:1491	A2	Constricted Cylindrical	drawn, perforated sides constricted		1,5		1	3		cylindrical (fragmented)		blue	none	none
ERL104:G350:1505	A2	Blue	wound	round	8	8	1	21	12	globular, short	translucent	blue (dark) with red streaks	none	none
ERL104:G350:1506	A2	Norfolk BlueWhite	wound	round	3	3	1	9	4	globular, short	opaque	white	applied	translucent blue circumferential irregular trail
ERL104:G350:1513		Red Globular	wound	round	2	2	1	7	4	globular, short	opaque	red	none	none
ERL104:G350:1514		Blue Cylindrical, opaque	wound, perforated sides not marvered flat	round	1	1	1	7	4	cylindrical, short	opaque	blue	none	none
ERL104:G350:1521	A2	Constricted Cylindrical	drawn, perforated sides constricted		1,5	1,5	1	4	17	cylindrical, very long		blue	none	none
ERL104:G350:1522	A2	Constricted Cylindrical	drawn, perforated sides constricted		1		1	3		cylindrical (fragmented)		blue	none	none

Table A.1 – *(continued).*

Bead Number	*Phase*	*Bead Type*	*Manufacturing Technique (Body)*	*Perforation, Cross Section*	*Perforation, Side 1*	*Perforation, Side 2*	*No. of Segments*	*Diameter (Body)*	*Length (Body)*	*Shape (Body)*	*Translucency (Body)*	*Colour (Body)*	*Manufacturing Technique (Decoration)*	*Decoration*
ERL104:G352:2801		Green Globular	wound	round	2	3	1	8	4	irregularly globular (coiled), short	opaque	green	none	none
ERL104:G352:2802		Green Globular	wound	round	2	3	1	8	4	globular, short	opaque	green	none	none
ERL104:G352:2803		Red Globular	wound	round	2	3	1	8	4	globular, short	opaque	red	none	none
ERL104:G352:2804		Yellow Globular, opaque	wound	round	2	3	1	7	4	irregularly globular (coiled), short	opaque	yellow	none	none
ERL104:G352:2805		White Globular	wound	round	2	2	1	7	5	globular, short	opaque	white	none	none
ERL104:G352:2806		White Globular	wound	round	2	3	1	8	4	globular, short	opaque	white	none	none
ERL104:G352:2807	A1?	Traffic Light Twisted Trail	wound	round	3	4	1	13	10	globular, medium	opaque	red	applied	opaque yellow and translucent green twisted trail
ERL104:G352:2808		White Globular	wound	round	1	3	1	9	4	globular, short (fragmented)	opaque	white	none	none
ERL104:G352:2809		White Globular	wound	round	3	3	1	8	3	globular, short	opaque	white	none	none
ERL104:G352:2810		Yellow Globular, opaque	wound	round	2	3	1	7	4	globular, short	opaque	yellow	none	none

Table A.1 – *(continued).*

Bead Number	*Phase*	*Bead Type*	*Manufacturing Technique (Body)*	*Perforation, Cross Section*	*Perforation, Side 1*	*Perforation, Side 2*	*No. of Segments*	*Diameter (Body)*	*Length (Body)*	*Shape (Body)*	*Translucency (Body)*	*Colour (Body)*	*Manufacturing Technique (Decoration)*	*Decoration*
ERL104:G352:2811		Red Globular	wound	round	3	3	1	8	4	globular, short	opaque	red	none	none
ERL104:G352:2812		Green Globular	wound	round	3	3	1	8	4	globular, short	opaque	green	none	none
ERL104:G352:2813		Green Globular	wound	round	2	3	1	7	5	globular, short	opaque	green	none	none
ERL104:G352:2814		White Globular	wound	round	2	2	1	7	4	globular, short	opaque	white	none	none
ERL104:G353:3066	B2	Koch20	wound	round	2	3	1	6	7	globular, medium	opaque	red	applied	opaque yellow circumferential wide crossing waves and 3 dots
ERL104:G353:3067	B2	Koch20	wound	round	2	3	1	5	7	globular, long	opaque	red	applied	opaque yellow circumferential wide crossing waves and 3 dots
ERL104:G353:3068	B2	Koch20	wound	round	2	3	1	6	7	globular, medium	opaque	red	applied	opaque yellow circumferential wide crossing waves and 3 dots
ERL104:G353:3069	B2	Koch20	wound	round	1	2	1	5	7	globular, long	opaque	red	applied	opaque yellow circumferential wide crossing waves and 3 dots

Table A.1 – *(continued).*

Bead Number	*Phase*	*Bead Type*	*Manufacturing Technique (Body)*	*Perforation, Cross Section*	*Perforation, Side 1*	*Perforation, Side 2*	*No. of Segments*	*Diameter (Body)*	*Length (Body)*	*Shape (Body)*	*Translucency (Body)*	*Colour (Body)*	*Manufacturing Technique (Decoration)*	*Decoration*
ERL104:G353:3070	B2	Koch34	wound, one perforated side snapped off	round	3	3	1	7	7	globular, medium	opaque	white	applied	translucent blue circumferential narrow crossing waves
ERL104:G353:3071		White Globular	wound	round	2	2	1	7	4	globular, short	opaque	white	none	none
ERL104:G353:3072	B2	Koch34	wound	round	3	3	1	8	6	globular, medium	opaque	white	applied	translucent blue circumferential narrow crossing trail
ERL104:G353:3073	B2	Cylindrical Round	wound, perforated sides marvered flat	round	3	4	1	8	6	cylindrical, medium	opaque	greyish blue	none	none
ERL104:G353:3074	B2	Koch20Var	wound; the two segments seem to have been stuck together after decoration	round	2	2	2	6	15	globular	opaque	red	applied	one segment: opaque yellow circumferential wide crossing trail and 3 dots; other segment: opaque yellow circumferential spiral trail
ERL104:G353:3075	B2	Koch34?	wound	round	2	2	1	7	5	globular, short	opaque	red	applied	opaque yellow ?narrow crossing trail

Table A.1 – *(continued).*

Bead Number	*Phase*	*Bead Type*	*Manufacturing Technique (Body)*	*Perforation, Cross Section*	*Perforation, Side 1*	*Perforation, Side 2*	*No. of Segments*	*Diameter (Body)*	*Length (Body)*	*Shape (Body)*	*Translucency (Body)*	*Colour (Body)*	*Manufacturing Technique (Decoration)*	*Decoration*
ERL104:G353:3076	B2	Koch20	wound	round	2	2	1	6	7	globular, medium	opaque	red	applied	opaque yellow circumferential wide crossing waves and 3 dots
ERL104:G353:3079	B2	Koch20	wound	round	1	2	2	6	13	globular	opaque	red	applied	opaque yellow circumferential wide crossing waves and 3 dots
ERL104:G353:3080		White Biconical	wound	round	1	2	1	7	6	biconical, medium	opaque	white	none	none
ERL104:G358:2762	A2	Constricted Segmented	drawn, perforated sides constricted	round	1	1	4	4	16	globular		light	none	none
ERL104:G358:2763	A2	Constricted Segmented	drawn, perforated sides constricted	round	1,5	1,5	4	5	17	globular		light	none	none
ERL104:G358:2764	A2	Constricted Cylindrical, light	drawn, perforated sides constricted	round	1	1	1	4	16	ribbed cylindrical, very long		light	none	none
ERL104:G358:2765	A2	Constricted Cylindrical, light	drawn, perforated sides constricted	round			1	4	16	ribbed cylindrical, very long		light	none	none
ERL104:G358:2768	A2	Constricted Segmented	drawn, perforated sides constricted	round	1,5	1,5	2	4	8	globular		light	none	none

Table A.1 – *(continued).*

Bead Number	*Phase*	*Bead Type*	*Manufacturing Technique (Body)*	*Perforation, Cross Section*	*Perforation, Side 1*	*Perforation, Side 2*	*No. of Segments*	*Diameter (Body)*	*Length (Body)*	*Shape (Body)*	*Translucency (Body)*	*Colour (Body)*	*Manufacturing Technique (Decoration)*	*Decoration*
ERL104:G358:2769	A2	Constricted Segmented	drawn (top layer mostly lost), perforated sides constricted	round	1	1	2	4	7	globular		light	none	none
ERL104:G358:2773	A2	Constricted Cylindrical	drawn, perforated sides constricted	round	2	2	1	5	19	cylindrical, very long		blue	none	none
ERL104:G358:2774	A2	Constricted Cylindrical	drawn, perforated sides constricted	round	2	2	1	4	19	cylindrical, very long		blue	none	none
ERL104:G359:3301		Green Globular	wound	round	7	7	1	18	6	irregularly globular, very short	translucent	green	none	none
ERL104:G362:1961 & 1969	A1	Traffic Light Twisted Trail	wound	round	1	4	1	13	32	cylindrical, square cross section, very long	opaque	red	applied	opaque yellow and translucent green twisted spiral trail
ERL104:G362:1964		Yellow Globular, opaque	wound	round	2	3	1	13	8	globular, short	opaque	yellow	none	none
ERL104:G362:1965		Yellow Melon, opaque	wound, perforated sides marvered flat	round	2	3	1	9	11	cylindrical, 6 ribbed cross-section (shallow), medium	opaque	yellow	none	none
ERL104:G362:1966		Red Globular	wound	round	2	3	1	11	8	globular, short	opaque	red	none	none

Table A.1 – *(continued).*

Bead Number	*Phase*	*Bead Type*	*Manufacturing Technique (Body)*	*Perforation, Cross Section*	*Perforation, Side 1*	*Perforation, Side 2*	*No. of Segments*	*Diameter (Body)*	*Length (Body)*	*Shape (Body)*	*Translucency (Body)*	*Colour (Body)*	*Manufacturing Technique (Decoration)*	*Decoration*
ERL104:G362:1967	A1	Traffic Light Other	wound	round	3	4	1	8	9	cylindrical, rectangular cross section, medium	translucent	green	applied	opaque yellow crossing trail on edges, opaque red dots
ERL104:G362:1971	A1	Blue	wound	round	5	5	1	10	4	annular, short	translucent	blue	none	none
ERL104:G362:1972	A1	Blue	wound	round	4	4	1	10	5	globular, short	translucent	blue	none	none
ERL104:G362:1973		Red Globular	wound	round	3	4	1	12	10	globular, medium	opaque	red	none	none
ERL104:G362:1974		RedPoly3	wound, perforated sides not reworked	round	2	3	1	9	18	cylindrical, long, rectangular cross section	opaque	red	applied	opaque yellow zigzag trail along length of the opposite broad sides of body
ERL104:G362:1975		WhitePoly3	wound	round	2	3	1	11	11	globular, medium	opaque	white; opaque red at edge of perforation	applied	opaque red circumferential wide crossing trail and 3 translucent blue dots
ERL104:G362:1976		WhitePoly3?	wound	round	2	3	1	13	11	globular, medium	opaque?	white? (discoloured)	applied	opaque red circumferential spiral trail; remains of translucent blue decoration

Table A.1 – *(continued).*

Bead Number	*Phase*	*Bead Type*	*Manufacturing Technique (Body)*	*Perforation, Cross Section*	*Perforation, Side 1*	*Perforation, Side 2*	*No. of Segments*	*Diameter (Body)*	*Length (Body)*	*Shape (Body)*	*Translucency (Body)*	*Colour (Body)*	*Manufacturing Technique (Decoration)*	*Decoration*
ERL104:G362:1977	A1	Blue	wound	round	5	5	1	10	4	annular, short	translucent	blue	none	none
ERL104:G362:2037	A1	BlGrSpiral	wound	round	3	3	1	19	8	globular, short	opaque	white (badly preserved)	applied	translucent blue circumferential spiral trail
ERL104:G362:2038	A1	Blue	wound	round	4	4	1	11	7	globular, short	translucent	blue	none	none
ERL104:G362:2642		Yellow Melon, opaque	wound, perforated sides marvered flat	round	1	3	1	9	10	cylindrical, 6-ribbed cross-section, medium	opaque	yellow	none	none
ERL104:G363:1905	A1	Traffic Light Streaked	wound	round	3	4	1	16	10	globular, short	opaque	green	applied	3 opaque yellow and opaque red streaked dots on equator
ERL104:G363:1906		DarkPoly1?	wound	almost round	5	4	1	12	8	globular, short	translucent?	dark?	applied	remains of white trail, wavy & irregular
ERL104:G363:1908	A1	Blue	wound	round	5	5	1	10	4	annular, short	translucent	blue	none	none
ERL104:G363:1910		GreenPoly1	wound	round	3	3	1	13	9	globular, short	opaque	green	applied	opaque red circumferential wide crossing trail and three dots
ERL104:G363:1911	A1	Blue	wound	round	4	4	1	11	7	globular, short	translucent	blue	none	none

Table A.1 – *(continued).*

Bead Number	*Phase*	*Bead Type*	*Manufacturing Technique (Body)*	*Perforation, Cross Section*	*Perforation, Side 1*	*Perforation, Side 2*	*No. of Segments*	*Diameter (Body)*	*Length (Body)*	*Shape (Body)*	*Translucency (Body)*	*Colour (Body)*	*Manufacturing Technique (Decoration)*	*Decoration*
ERL104:G363:1912	A1	Traffic Light Twisted Trail	wound	round	2	3	1	12	14	globular, medium	opaque	red	applied	opaque yellow and translucent green twisted spiral trail
ERL104:G363:1913		*undefined*	wound	round	2	3	1		8	cylindrical? (badly preserved)	? (badly preserved)	? (badly preserved)	? (badly preserved)	? (badly preserved)
ERL104:G363:1914	A1	Blue	wound	round	5	5	1	10	5	annular, short	translucent	blue	none	none
ERL104:G363:1915	A1	Traffic Light Imitation	wound	round	2	3	1	12	12	globular, medium	opaque	red	applied	translucent green irregular trail on 3 opaque yellow dots on equator
ERL104:G363:1916	A1	Traffic Light Streaked	wound	round	4	5	1	16	10	globular, short	opaque	green	applied	3 opaque yellow and opaque red streaked dots on equator
ERL104:G363:1917		*undefined*	wound	round			1	9	5	globular (fragmented)	? (badly preserved)	? (badly preserved)	? (badly preserved)	? (badly preserved)
ERL104:G363:1918	A1	Blue	wound	almost round	5	5	1	10	8	annular, medium	translucent	blue	none	none
ERL104:G363:1919	A1	Blue	wound	round	4	4	1	10	6	globular, short	translucent	blue	none	none
ERL104:G363:1920	A1	Blue	wound	round	4	4	1	10	4	globular, short	translucent	blue	none	none
ERL104:G363:1921	A1	Blue	wound	round	4	4	1	9	4	globular, short	translucent	blue	none	none

Table A.1 – *(continued).*

Bead Number	*Phase*	*Bead Type*	*Manufacturing Technique (Body)*	*Perforation, Cross Section*	*Perforation, Side 1*	*Perforation, Side 2*	*No. of Segments*	*Diameter (Body)*	*Length (Body)*	*Shape (Body)*	*Translucency (Body)*	*Colour (Body)*	*Manufacturing Technique (Decoration)*	*Decoration*
ERL104:G363:1922	A1	Traffic Light Streaked	wound	almost round	3	3	1	12	9	globular, medium	opaque	red	applied	opaque yellow and translucent green streaked cicumferential wide crossing trails and 3 dots
ERL104:G363:1923	A1	Blue	wound	almost round	5	5	1	11	4	globular, short	translucent	blue	none	none
ERL104:G363:1924	A1	Blue	wound	round	4	4	1	9	4	globular, short	translucent	blue	none	none
ERL104:G363:1925	A1	Blue	wound	round	4	4	1	8	4	annular, short	translucent	blue	none	none
ERL104:G363:1926	A1	Blue	wound	round	4	5	1	9	5	annular, short	translucent	blue	none	none
ERL104:G363:1927	A1	Blue	wound	round	5	5	1	11	5	globular, short	translucent	blue	none	none
ERL104:G363:1928	A1	Blue	wound	round	4	4	1	8	4	annular, short	translucent	blue	none	none
ERL104:G363:1929	A1	Blue	wound	round	5	5	1	9	4	annular, short	translucent	blue	none	none
ERL104:G363:1930	A1	Blue	wound	round	4	4	1	9	4	globular, short	translucent	blue	none	none
ERL104:G363:1931	A1	Blue	wound	round	4	4	1	12		globular (broken but functional)	translucent	blue	none	none
ERL104:G363:1932	A1	Blue	wound	round	4	4	1	9	4	globular, short	translucent	blue	none	none
ERL104:G363:1933	A1	Blue	wound	round	3	3	1	8	5	globular, short	translucent	blue	none	none
ERL104:G363:1934	A1	Blue	wound	round	4	5	1	10	4	annular, short	translucent	blue	none	none
ERL104:G363:1935	A1	Blue	wound	round	4	5	1	9	4	annular, short	translucent	blue	none	none

Table A.1 – *(continued).*

Bead Number	*Phase*	*Bead Type*	*Manufacturing Technique (Body)*	*Perforation, Cross Section*	*Perforation, Side 1*	*Perforation, Side 2*	*No. of Segments*	*Diameter (Body)*	*Length (Body)*	*Shape (Body)*	*Translucency (Body)*	*Colour (Body)*	*Manufacturing Technique (Decoration)*	*Decoration*
ERL104:G363:1936	A1	Blue	wound	round	4	4	2	9	7	coiled globular, medium	translucent	blue	none	none
ERL104:G363:1937	A1	Blue	wound	round	5	5	1	10	4	annular, short	translucent	blue	none	none
ERL104:G363:1938	A1	Blue	wound	round	6	6	1	11	5	annular, short	translucent	blue	none	none
ERL104:G363:1939	A1	Blue	wound	round	2	2	1	7	7	coiled globular, medium	translucent	blue	none	none
ERL104:G363:1940	A1	Blue	wound	round	4	4	1	9	4	annular, short	translucent	blue	none	none
ERL104:G367:3619		WhitePoly3	wound	round	2	3	1	14	13	globular, medium	opaque	white	applied	translucent blue circumferential wide crossing trail and 3 opaque red dots
ERL104:G367:3620		Green Melon, lobed	wound	round	6	8	1	26	16	globular, cross-section as 5-lobed cross-section, short	translucent	green	none	none
ERL104:G367:3621	A1	Traffic Light Twisted Trail	wound	round	2,5	5	1	12	13	cylindrical, medium	opaque	red	applied	opaque yellow and translucent green twisted trail
ERL104:G367:3622	A1	Blue	wound	round	5	5,5	1	11	6	annular, short	translucent	blue	none	none
ERL104:G367:3623	A1	Blue	wound	round	5,5	6	1	12	5	annular, short	translucent	blue	none	none

Table A.1 – *(continued).*

Bead Number	*Phase*	*Bead Type*	*Manufacturing Technique (Body)*	*Perforation, Cross Section*	*Perforation, Side 1*	*Perforation, Side 2*	*No. of Segments*	*Diameter (Body)*	*Length (Body)*	*Shape (Body)*	*Translucency (Body)*	*Colour (Body)*	*Manufacturing Technique (Decoration)*	*Decoration*
ERL104:G367:3624		WhitePoly8	wound	round	2	4	1	14	12	globular, medium	opaque	white (on red core?)	applied	opaque red circumferential trail on equator on translucent blue wavy/zigzag trail
ERL104:G367:3625		White Cylindrical, pentagonal	wound, perforated sides marvered flat	round	2	5	1	12	12	cylindrical, medium	opaque	white	none	none
ERL104:G367:3626		Red Globular	wound	round	2	3	1	9	8	globular, medium	opaque	red	none	none
ERL104:G367:3627	A1	NorfolkMelon-related?	wound	round	1,5	2	1	6	4	globular, 4-ribbed cross-section, short	opaque	yellow	none	none
ERL104:G367:3629	A1	Blue	wound	round	5	6	1	11	7	annular, short	translucent	blue	none	none
ERL104:G367:3630	A1	Blue	wound	round	5	5,5	1	11	5	annular, short	translucent	blue	none	none
ERL104:G367:3631		Dark Globular	wound	round	7	7	1	16	6	globular, very short		dark	none	none
ERL104:G367:3632	A1	Traffic Light Twisted Trail	cylindrical	round	2	3,5	1	12	13	cylindrical, medium	opaque	red	applied	twisted trail, opaque yellow and translucent green

Table A.1 – *(continued).*

Bead Number	*Phase*	*Bead Type*	*Manufacturing Technique (Body)*	*Perforation, Cross Section*	*Perforation, Side 1*	*Perforation, Side 2*	*No. of Segments*	*Diameter (Body)*	*Length (Body)*	*Shape (Body)*	*Translucency (Body)*	*Colour (Body)*	*Manufacturing Technique (Decoration)*	*Decoration*
ERL104:G367:3633	A1	Traffic Light Twisted Trail	wound	round	2	4	1	10	27	cylindrical, rectangular cross section, very long	opaque	red	applied	opaque yellow and translucent green twisted trail
ERL104:G367:3634	A1	Blue	wound	round	5	5	1	12	6	globular, short	translucent	blue	none	none
ERL104:G367:3635	A1	Blue	wound	round	4	4,5	1	11	6	globular, short	translucent	blue	none	none
ERL104:G367:3636	A1	Blue	wound	round	5	5	1	11	5	globular, short	translucent	blue	none	none
ERL104:G367:3637/3652	A1	Traffic Light Twisted Trail	wound, broken in half but functional	round	2	4	1	9	19	cylindrical, rectangular cross section, very long	translucent	green	applied	opaque yellow and opaque red twisted trail
ERL104:G367:3638		Dark Globular	wound	round	7	7	1	18	8	asymmetrical globular, very short globular		dark	none	none
ERL104:G367:3639	A1	Traffic Light Twisted Trail	wound	round	2	4	1	11	26	cylindrical, rectangular cross section, very long	opaque	red	applied	opaque yellow and translucent green twisted trail
ERL104:G367:3640		White Globular	wound	round	1,5	2	1	8	4	globular, short	opaque	white	none	none
ERL104:G367:3641	A1	Blue	wound	round	4,5	4,5	1	10	4	globular, short	translucent	blue	none	none

Table A.1 – *(continued).*

Bead Number	*Phase*	*Bead Type*	*Manufacturing Technique (Body)*	*Perforation, Cross Section*	*Perforation, Side 1*	*Perforation, Side 2*	*No. of Segments*	*Diameter (Body)*	*Length (Body)*	*Shape (Body)*	*Translucency (Body)*	*Colour (Body)*	*Manufacturing Technique (Decoration)*	*Decoration*
ERL104:G367:3642	A1	Traffic Light Imitation	wound	round	3	3,5	1	14	8	globular, short	opaque	red	applied	translucent green irregular trail on 3 opaque yellow dots
ERL104:G367:3643		Green Cylindrical	wound, perforated sides not marvered flat	round	2	3	1	8	12	cylindrical, long	opaque	green	none	none
ERL104:G367:3644	A1	Blue	wound	round	5	5,5	1	11	5	annular, short	translucent	blue	none	none
ERL104:G367:3645		Red Globular	wound	round	2	3	1	8	5	globular, short	opaque	red	none	none
ERL104:G367:3646		Green Globular	wound	round	2	3	1	8	6	globular, medium	opaque	green	none	none
ERL104:G367:3647		Red Globular	wound	round	1,5	2,5	1	8	5	globular, short	opaque	red	none	none
ERL104:G367:3648	A1	Blue	wound	round	4,5	5	1	10	6	globular, short	translucent	blue	none	none
ERL104:G367:3649	A1	Blue	wound	round	4	4,5	1	11	6	globular, short	translucent	blue	none	none
ERL104:G367:3650	A1	Traffic Light Twisted Trail	wound	round	2	3	1	10	20	cylindrical, very long	opaque	red	applied	opaque yellow and translucent green twisted trails
ERL104:G367:3651	A1	Blue	wound	round	5	5,5	1	10	5	annular, short	translucent	blue	none	none
ERL104:G367:3653	A1	Traffic Light Other	wound, functional half, seems to be an old break	round	2		1	9		cylindrical, rectangular cross section	translucent	green	applied	irregular opaque yellow and opaque red trails

Table A.1 – *(continued).*

Bead Number	*Phase*	*Bead Type*	*Manufacturing Technique (Body)*	*Perforation, Cross Section*	*Perforation, Side 1*	*Perforation, Side 2*	*No. of Segments*	*Diameter (Body)*	*Length (Body)*	*Shape (Body)*	*Translucency (Body)*	*Colour (Body)*	*Manufacturing Technique (Decoration)*	*Decoration*
ERL104:G367:3655	A1	Blue	wound	round	4	5	1	10	6	annular, short	translucent	blue	none	none
ERL104:G367:3656	A1	Blue	wound	round	4	4,5	1	10	6	globular, short	translucent	blue	none	none
ERL104:G367:3657a	A1	Blue	wound	round	4,5	5	1	10	4	annular, short	translucent	blue	none	none
ERL104:G367:3657b	A1	Blue	wound	round	4	4,5	1	11	5	globular, short	translucent	blue	none	none
ERL104:G367:3663	A1	Blue	wound	round	5	5,5	1	9	5	annular, short	translucent	blue	none	none
ERL114:G413:1485	A1	Traffic Light Streaked	wound	round	1,5	4	1	11	18	cylindrical, long	opaque	red	applied	opaque yellow and translucent green streaked trail applied irregularly
ERL114:G413:1486	A1	Traffic Light Imitation	wound	round	4	4	1	16	9	globular, short	opaque	red?	applied	fake herringbone pattern made of an opaque yellow and translucent green spiral pattern combed on the equator and covered by opaque red on both perforated sides
ERL114:G413:1492	A1	Blue	wound	round	5	5	1	10	6	annular, short	translucent	blue	none	none
ERL114:G413:1493		Red Globular	wound	round	1,5	2	1	9	6	globular, short	opaque	red	none	none

Table A.1 – *(continued).*

Bead Number	*Phase*	*Bead Type*	*Manufacturing Technique (Body)*	*Perforation, Cross Section*	*Perforation, Side 1*	*Perforation, Side 2*	*No. of Segments*	*Diameter (Body)*	*Length (Body)*	*Shape (Body)*	*Translucency (Body)*	*Colour (Body)*	*Manufacturing Technique (Decoration)*	*Decoration*
ERL114:G413:1494	A1	Blue	wound	round	3,5	4	1	9	5	globular, short	translucent	blue	none	none
ERL114:G413:1495	A1	Traffic Light Twisted Trail	wound	round	2	3	1	7	7	globular, medium	opaque	red	applied	opaque yellow and translucent green circumferential twisted trail
ERL114:G413:1496	A1	Blue	wound	round	4	4,5	1	8	3	annular, short	translucent	blue	none	none
ERL114:G413:1497		White Globular	wound	round	1,5	2	1	9	7	globular, medium	opaque	white	none? (badly preserved)	? (badly preserved)
ERL114:G413:1498	A1	Traffic Light Streaked	wound	round	1	4	1	12	20	cylindrical, long	opaque	red	applied	opaque yellow and translucent green streaked trail irregularly applied

Table A.1 – *(continued).*

Bead Number	*Phase*	*Bead Type*	*Manufacturing Technique (Body)*	*Perforation, Cross Section*	*Perforation, Side 1*	*Perforation, Side 2*	*No. of Segments*	*Diameter (Body)*	*Length (Body)*	*Shape (Body)*	*Translucency (Body)*	*Colour (Body)*	*Manufacturing Technique (Decoration)*	*Decoration*
ERL114:G414:1535		DarkPoly3 (sword bead)	wound, one perforated side convex, other concave	round	6	6	1	33	13	asymmetrical globular, short		dark	applied	mostly lost white spiral or multi-stranded trail around perforation on convex side; same type of trail encircling equator, partly covered by broad trail combed in loops towards equator
ERL114:G417:1470		Melon Variation?	wound	round	4,5	4,5	1	14	7	globular, short	translucent	yellow/green	none	none
ERL114:G417:1471		Blue	wound	round (squashed oval)	5,5	6	1	11	6	annular, short	translucent	blue	none	none
ERL114:G417:1473		Melon Variation?	wound	round	3,5	4,5	1	13	7	globular, medium	translucent	blue	none	none
ERL114:G417:1474		Melon Variation?	wound	round	3,5	5	1	13	7	globular, medium	translucent	blue	none	none
ERL114:G421:1364	A	Constricted Segmented	drawn, perforated sides constricted	round	1,5	1,5	1	4	4	globular, medium		light	none	none

Table A.1 – *(continued).*

Bead Number	*Phase*	*Bead Type*	*Manufacturing Technique (Body)*	*Perforation, Cross Section*	*Perforation, Side 1*	*Perforation, Side 2*	*No. of Segments*	*Diameter (Body)*	*Length (Body)*	*Shape (Body)*	*Translucency (Body)*	*Colour (Body)*	*Manufacturing Technique (Decoration)*	*Decoration*
ERL114:G421:1366	A	Constricted Segmented	drawn, perforated sides constricted, top layer lost?	round	1,5	1,5	1	5	4	globular, medium		light	none	none
ERL114:G422:1369	A2	Constricted Segmented	drawn, perforated sides constricted	round	1,5	1,5	3	4	11	globular		light	none	none
ERL114:G422:1376	A2	Constricted Segmented Variation	drawn, perforated sides constricted	round	1,5	1,5	2	6	9	globular		light	none	none
ERL114:G422:1377		Yellow Melon, opaque	wound	round	1,5	3	1	7	7	globular, 6-ribbed cross-section, medium	opaque	yellow	none	none
ERL114:G422:1379	A2	Constricted Segmented	drawn, perforated sides constricted	round	1	1	4	4	15	globular		light	none	none
ERL114:G422:1416		Yellow Melon, opaque	wound	round	2	3	1	8	7	globular, 5-ribbed cross-section, medium	opaque	yellow	none	none
ERL114:G422:1417	A2	Constricted Segmented	drawn, perforated sides constricted	round	1,5	1,5	3	5	10	globular		light	none	none
ERL114:G422:1420	A2	Norfolk YellowRed	wound, perforated sides not reworked	round	1	3	1	6	10	cylindrical, long	opaque	yellow	applied	opaque red irregular trail

Table A.1 – *(continued).*

Bead Number	*Phase*	*Bead Type*	*Manufacturing Technique (Body)*	*Perforation, Cross Section*	*Perforation, Side 1*	*Perforation, Side 2*	*No. of Segments*	*Diameter (Body)*	*Length (Body)*	*Shape (Body)*	*Translucency (Body)*	*Colour (Body)*	*Manufacturing Technique (Decoration)*	*Decoration*
ERL114:G422:1424	A2	Constricted Segmented	drawn, perforated sides constricted, top layer lost?	round	2	2	2	5	8	globular		light	none	none
ERL114:G422:1427	A2	Constricted Segmented	drawn, perforated sides constricted, top layer lost?	round	2	2	2	4	8	globular		light	none	none
ERL114:G422:1428	A2	Traffic Light Other	wound, one end broken off	round	2	3	1	10	10	cylindrical, rectangular cross section	opaque	yellow	applied	opaque red trail on edges on translucent green combed spiral trail
ERL114:G422:1444	A2	Constricted Segmented	drawn, perforated sides constricted, top layer lost?	round	2	2	2	4	9	globular		light	none	none
ERL114:G422:1453	A2	NorfolkMelon	wound	round	2	3	1	5	7	asymmetrically cylindrical, 4-ribbed cross-section, long	opaque	yellow	none	none
ERL114:G422:1454	A2	BlGrSpiral	wound	round	3,5	4	1	18	6	globular, very short	opaque	white	applied	translucent blue circumferential spiral trail
ERL114:G422:1455		Yellow Globular, opaque	wound	round	2,5	3	1	7	5	globular, short	opaque	yellow	none	none

Table A.1 – *(continued).*

Bead Number	*Phase*	*Bead Type*	*Manufacturing Technique (Body)*	*Perforation, Cross Section*	*Perforation, Side 1*	*Perforation, Side 2*	*No. of Segments*	*Diameter (Body)*	*Length (Body)*	*Shape (Body)*	*Translucency (Body)*	*Colour (Body)*	*Manufacturing Technique (Decoration)*	*Decoration*
ERL114:G422:1456	A2	NorfolkMelon	wound	round	1,5	3	1	6	7	asymmetrically cylindrical, 4-ribbed cross-section, medium	opaque	yellow	none	none
ERL114:G422:1462		Yellow Globular, opaque	wound	round	1,5	2	1	6	5	asymmetrical globular, medium	opaque	yellow	none	none
ERL114:G422:1463		Yellow Globular, opaque	wound	round	2	3	1	7	5	globular, short	opaque	yellow	none	none
ERL114:G422:1610	A2	Constricted Cylindrical, discoloured	drawn, perforated sides constricted	round	1,5	1,5	1	3	14	cylindrical, very long	? (badly preserved)	blue? (discoloured)	none	none
ERL114:G422:1611	A2	Constricted Segmented	drawn, perforated sides constricted	round	2	2	3	5	11	globular		light	none	none
ERL114:G423:1015/1	A	Constricted Segmented	drawn, perforated sides constricted, top layer lost?	round	1,5	1,5	1	4	3	globular, medium		light	none	none
ERL114:G423:1015/2	A	Constricted Segmented	drawn, perforated sides constricted (badly preserved)	round	1,5	1,5	1	4	4	globular, medium		light	none	none

Table A.1 – *(continued).*

Bead Number	*Phase*	*Bead Type*	*Manufacturing Technique (Body)*	*Perforation, Cross Section*	*Perforation, Side 1*	*Perforation, Side 2*	*No. of Segments*	*Diameter (Body)*	*Length (Body)*	*Shape (Body)*	*Translucency (Body)*	*Colour (Body)*	*Manufacturing Technique (Decoration)*	*Decoration*
ERL114:G423:1033	A	Constricted Segmented	drawn, perforated sides constricted, top layer lost? (badly preserved)	round	1,5	1,5	2	4	7	globular		light	none	none
ERL114:G423:1601/1	A	Constricted Segmented	drawn, perforated sides constricted	round	1	1	1	5	5	globular, medium		light	none	none
ERL114:G423:1601/2	A	Constricted Segmented	drawn, perforated sides constricted	round	1	1	1	4	4	globular, medium		light	none	none
ERL114:G423:1601/3	A	Constricted Segmented	drawn, perforated sides constricted	round	1	1	1	5	5	globular, medium		light	none	none
ERL114:G423:1601/4	A	Constricted Segmented	drawn, perforated sides constricted	round	1		1	4	4	globular, medium		light	none	none
ERL114:G429:1554	A2	Constricted Cylindrical	drawn, perforated sides constricted	round	1	1	1	3	13	cylindrical, very long		blue	none	none
ERL114:G429:1555	A2	Constricted Cylindrical	drawn, perforated sides constricted	round (oval)	1	1	1	4	13	cylindrical, very long	? (badly preserved)	blue (badly preserved)	none	none
ERL114:G429:1556	A2	Constricted Cylindrical, light	drawn, perforated sides constricted	round	1	1	1	2	9	ribbed cylindrical, very long		light	none	none
ERL114:G429:1557	A2	Constricted Cylindrical, light	drawn, perforated sides constricted	round	1	1	1	3	9	ribbed cylinidrical, very long		light	none	none

Table A.1 – *(continued).*

Bead Number	*Phase*	*Bead Type*	*Manufacturing Technique (Body)*	*Perforation, Cross Section*	*Perforation, Side 1*	*Perforation, Side 2*	*No. of Segments*	*Diameter (Body)*	*Length (Body)*	*Shape (Body)*	*Translucency (Body)*	*Colour (Body)*	*Manufacturing Technique (Decoration)*	*Decoration*
ERL114:G429:1558	A2	Constricted Cylindrical, light	drawn, perforated sides constricted	round	1	1	1	3	10	ribbed cylindrical, very long		light	none	none
ERL114:G429:1559	A2	Constricted Cylindrical, light	drawn, perforated sides constricted	round	1	1	1	2	11	ribbed cylindrical, very long		light	none	none
ERL114:G429:1560		BlueGreen Cylindrical	wound, perforated sides not marvered flat	round	1,5	3	1	5	8	cylindrical, long	translucent	blue/green	none	none
ERL114:G429:1561	A2	Constricted Segmented	drawn, perforated sides constricted	round	1	1	1	5	4	globular, medium		light	none	none
ERL114:G429:1562	A2	Constricted Segmented	drawn, perforated sides constricted	round	1,5	1,5		4	5	globular, medium		light	none	none
ERL114:G429:1563	A2	Constricted Segmented	drawn, perforated sides constricted	round	1,5	1,5	1	4	5	globular, medium		light	none	none
ERL114:G429:1564	A2	Constricted Segmented	drawn, perforated sides constricted	round	1	1	1	4	4	globular, medium		light	none	none
ERL114:G429:1565	A2	Constricted Segmented	drawn, perforated sides constricted	round	1	1	1	5	5	globular, medium		light	none	none
ERL114:G429:1566	A2	Miniature Dark	wound, perforated sides snapped off	round	1,5	1,5	1	5	6	coiled, medium		dark	none	none

Table A.1 – *(continued).*

Bead Number	*Phase*	*Bead Type*	*Manufacturing Technique (Body)*	*Perforation, Cross Section*	*Perforation, Side 1*	*Perforation, Side 2*	*No. of Segments*	*Diameter (Body)*	*Length (Body)*	*Shape (Body)*	*Translucency (Body)*	*Colour (Body)*	*Manufacturing Technique (Decoration)*	*Decoration*
ERL114:G429:1567	A2	Miniature Dark	wound, perforated sides snapped off	round	1	1	1	4	5	coiled, long		dark	none	none
ERL114:G429:1568	A2	Miniature Dark	wound, perforated sides snapped off	round	2	2	1	5	5	coiled, medium		dark	none	none
ERL114:G429:1569	A2	Miniature Dark	wound, perforated sides snapped off	round	1,5	1,5	1	5	4	coiled, medium		dark	none	none
ERL114:G429:1570	A2	Miniature Dark	wound, perforated sides snapped off	round	1,5	1,5	1	4	4	coiled, medium		dark	none	none
ERL114:G429:1571	A2	Miniature Dark	wound, perforated sides snapped off	round	1	1	1	3	4	coiled, long		dark	none	none
ERL114:G429:1572	A2	Miniature Dark	wound, perforated sides snapped off	round	1,5	1,5	1	5	3	coiled, short		dark	none	none
ERL114:G429:1573	A2	Miniature Dark	wound, perforated sides snapped off	round	1,5	1,5	1	4	4	coiled, medium		dark	none	none
ERL114:G429:1574	A2	Miniature Dark	wound, perforated sides snapped off	round	1,5	1,5	1	4	3	coiled, medium		dark	none	none

Table A.1 – *(continued).*

Bead Number	*Phase*	*Bead Type*	*Manufacturing Technique (Body)*	*Perforation, Cross Section*	*Perforation, Side 1*	*Perforation, Side 2*	*No. of Segments*	*Diameter (Body)*	*Length (Body)*	*Shape (Body)*	*Translucency (Body)*	*Colour (Body)*	*Manufacturing Technique (Decoration)*	*Decoration*
ERL114:G429:1575	A2	Miniature Dark	wound, perforated sides snapped off	round	1,5	1,5	1	4	5	coiled, long		dark	none	none
ERL114:G429:1576	A2	Miniature Dark	wound, perforated sides snapped off	round	1	1	1	4	7	coiled, very long		dark	none	none
ERL114:G429:1577	A2	Miniature Dark	wound, perforated sides snapped off	round	1	1	1	4	8	coiled, very long		dark	none	none
ERL114:G429:1578	A2	Constricted Segmented	drawn, perforated sides constricted	round	1	1	1	4	4	globular, medium		light	none	none
ERL114:G447:1073		Yellow Globular, opaque	wound	round	1,5	3	1	7	4	globular, short	opaque	yellow	none	none
ERL114:G447:1074		Yellow Globular, opaque	wound	round (squashed oval)	1	1,5	1	7	5	irregulalry globular, medium	opaque	yellow	none	none
ERL114:G447:1082		Yellow Globular, opaque	wound	round	1,5	2	1	6	4	globular, short	opaque	yellow	none	none
ERL114:G447:1083		Yellow Globular, opaque	wound	round (squashed oval)	1	1,5	1	6	4	globular, short	opaque	yellow	none	none

Table A.1 – *(continued).*

Bead Number	*Phase*	*Bead Type*	*Manufacturing Technique (Body)*	*Perforation, Cross Section*	*Perforation, Side 1*	*Perforation, Side 2*	*No. of Segments*	*Diameter (Body)*	*Length (Body)*	*Shape (Body)*	*Translucency (Body)*	*Colour (Body)*	*Manufacturing Technique (Decoration)*	*Decoration*
ERL114:G450:1153		WhitePoly2	wound	round	1	2	1	8	6	globular, medium	opaque	white	applied	translucent blue circumferential wide crossing trail and 3 dots
ERL114:G450:1154	A2	Blue	wound	round	4,5	4,5	1	9	4	annular, short	translucent	blue	none	none
ERL114:G450:1155	A2	Blue	wound	round	5	5	1	12	5	globular, short	translucent	blue	none	none
ERL114:G450:1156		Green Cylindrical	wound, perforated sides reworked?	round	1,5	2	1	6	9	cylindrical, long	translucent	green	none	none
ERL114:G450:1157		Blue Biconical, translucent	wound	round	3	3	1	12	6	biconical, short	translucent	blue	none	none
ERL114:G450:1164		WhitePoly2	wound	round	1	2	1	8	8	globular, medium	opaque	white	applied	translucent blue circumferential wide crossing trail and 3 dots
ERL114:G450:1176	A2	Constricted Segmented	drawn, perforated sides constricted	round	2	2	3	4	15	globular		light	none	none
ERL114:G450:1189	A2	Constricted Cylindrical	drawn, perforated sides constricted	round	1	1	1	3	16	cylindrical, very long		blue	none	none
ERL114:G450:1195	A2	Constricted Segmented	drawn, perforated sides constricted	round	1,5	1,5	4	5	15	globular		light	none	none
ERL114:G450:1196	A2	Constricted Segmented	drawn, perforated sides constricted	round	1,5	1,5	3	5	14	globular		light	none	none

Table A.1 – *(continued).*

Bead Number	*Phase*	*Bead Type*	*Manufacturing Technique (Body)*	*Perforation, Cross Section*	*Perforation, Side 1*	*Perforation, Side 2*	*No. of Segments*	*Diameter (Body)*	*Length (Body)*	*Shape (Body)*	*Translucency (Body)*	*Colour (Body)*	*Manufacturing Technique (Decoration)*	*Decoration*
ERL114:G450:1207	A2	Constricted Cylindrical	drawn, perforated sides constricted	round	1	1	1	3	13	cylindrical, very long		blue	none	none
ERL114:G450:1219	A2	Constricted Segmented	drawn, perforated sides constricted	round	1,5	1,5	3	5	13	globular		light	none	none
ERL114:G450:1225	A2	Constricted Segmented Variation	drawn, perforated sides constricted	round	1,5	1,5	3	6	14	globular		light	none	none
ERL114:G450:1236	A2	Constricted Segmented	drawn, perforated sides constricted	round	1,5	1,5	3	5	14	globular		light	none	none
ERL114:G450:1589	A2	Constricted Cylindrical	drawn, one perforated sides constricted, other broken off	round	1	1	1	2	10	cylindrical, very long		blue	none	none
ERL114:G450:1590	A2	Constricted Cylindrical Variation	coiled, one perforated side cut off	round	1	1	1	4	23	cylindrical, very long		blue	none	none
ERL114:G450:1591	A2	Blue	wound	round	4,5	4,5	1	9	4	annular, short	translucent	blue	none	none

APPENDIX B

The Distribution of the Bead Types at Eriswell

The following database details the distribution of the different bead types at Eriswell, according to their grave number (*i.e.* context). Table B.1 details bead types beginning A-J, and Table B.2 bead types beginning K-Z. * denotes bead types for which variants and sub-types have been grouped together (*e.g. Brown*, *Brown Coiled* and *Brown Cylindrical* beads have all been grouped as *Brown**).

Table B1 – The distribution of the bead types A-J at Eriswell. * denotes bead sub-types that have been grouped together.

GRAVE NO.	*Blue*	*Blue Biconical*	*Blue ConSeg*	*Blue Cyl*	*Blue Globular, op.*	*BlueGreen Cyl*	*BlueGreen Globular*	*BlueGreen Melon*	*BlueGreen Spiral*	*Blue Melon, op.*	*BluePoly**	*Brown**	*Candy Variant*	*Cloak*	*ConCyl*	*ConCyl, discoloured*	*ConCyl, light*	*ConCyl Variation*	*ConSeg**	*Cyl Pentagonal?*	*Cyl Round*	*Dark Globular*	*DarkPoly**	*Dot34**	*Doughnut*	*Green ConSeg*	*Green Cyl*	*Green Globular*	*Green Melon*	*GreenPoly**	*GreyPoly*	*Hourglass Variation*
G03	-	-	-	-	-	-	-	-	-	2	-	-	-	2	1	-	-	-	-	-	-	-	-	-	-	-	-	2	-	-	-	-
G05	1	-	-	-	1	-	-	-	-	-	-	1	-	-	3	-	2	-	-	-	-	-	-	-	-	-	2	2	-	-	-	-
G08	-	-	-	-	-	-	-	-	-	-	-	-	-	-	6	1	-	-	46	-	-	-	-	-	-	-	-	2	-	-	-	-
G15	-	-	-	-	-	-	-	-	-	-	-	-	-	-	-	-	-	-	-	-	-	-	1	-	-	-	-	-	-	-	-	-
G18	-	-	-	-	-	-	-	-	-	-	-	-	-	-	-	-	-	-	-	1	-	-	-	-	-	-	-	-	-	-	-	-
G24	-	-	-	-	-	-	-	-	-	-	-	-	-	-	-	-	-	-	3	-	-	-	-	-	-	-	-	-	-	-	-	-
G25	-	-	-	-	-	-	-	-	-	-	-	-	-	-	-	-	-	-	-	-	-	-	-	-	-	-	-	-	-	-	-	-
G38	-	-	-	-	-	-	-	2	-	-	-	-	-	-	-	-	-	-	-	-	-	-	-	-	-	-	-	-	-	-	-	-
G42	-	-	-	-	-	-	-	-	-	-	-	1	-	-	-	-	-	-	-	-	-	-	-	-	-	-	-	-	-	-	-	-
G43	-	-	-	-	-	-	-	-	-	-	-	-	-	-	-	-	-	-	1	-	-	-	-	-	-	-	-	-	-	-	-	-
G44	-	-	-	-	-	-	-	-	-	-	-	-	-	-	2	-	-	-	5	-	-	-	-	-	-	-	-	-	-	-	-	-
G49	-	-	-	-	-	-	-	-	-	-	-	-	-	-	-	-	-	-	-	-	-	-	-	-	-	-	-	-	-	-	-	-
G107	-	-	-	-	-	-	-	-	-	-	-	-	-	-	-	-	-	-	-	-	-	-	-	-	-	-	-	-	-	-	-	-
G109	-	-	-	-	-	-	-	-	-	-	-	-	-	-	-	-	-	-	-	-	-	-	-	1	-	-	-	-	-	-	-	-
G112	-	1	-	-	-	-	-	-	-	-	-	-	-	-	-	-	-	-	-	-	-	-	-	-	-	-	-	-	-	-	-	-
G115	-	-	-	-	-	-	-	-	-	-	-	-	-	-	-	-	-	-	-	-	-	-	-	-	-	-	-	-	-	-	-	-
G116	-	-	-	-	-	-	-	-	-	-	-	-	-	-	-	-	-	-	-	-	-	-	-	-	-	-	-	-	-	-	-	-

Table B1 – *(continued)*.

GRAVE NO.	*Blue*	*Blue Biconical*	*Blue ConSeg*	*Blue Cyl*	*Blue Globular, op.*	*BlueGreen Cyl*	*BlueGreen Globular*	*BlueGreen Melon*	*BlueGreen Spiral*	*Blue Melon, op.*	*BluePoly**	*Brown**	*Candy Variant*	*Cloak*	*ConCyl*	*ConCyl, discoloured*	*ConCyl, light*	*ConCyl Variation*	*ConSeg**	*Cyl Pentagonal?*	*Cyl Round*	*Dark Globular*	*DarkPoly**	*Dot34**	*Doughnut*	*Green ConSeg*	*Green Cyl*	*Green Globular*	*Green Melon*	*GreenPoly**	*GreyPoly*	*Hourglass Variation*
G132	-	-	-	-	-	-	-	-	1	-	-	-	-	-	-	-	-	-	-	-	-	-	-	-	1	-	-	-	-	-	-	-
G136	-	-	-	-	-	-	-	-	-	-	1	-	-	-	-	-	-	-	-	-	-	-	-	-	-	-	-	-	-	-	-	-
G144	14	-	-	-	-	1	-	-	-	-	-	-	-	1	-	-	-	-	-	-	-	1	-	-	-	-	-	1	1	-	-	1
G148	12	-	-	-	-	-	-	-	-	-	-	-	-	-	-	-	-	-	-	-	-	-	-	-	-	-	-	-	-	-	-	-
G155	-	-	-	-	-	-	-	-	-	-	-	-	-	-	-	-	3	-	7	-	-	-	-	-	-	-	-	-	-	-	-	-
G166	-	-	-	-	-	-	-	-	-	-	-	-	-	-	1	-	2	1	2	-	-	-	-	-	-	-	-	-	-	-	-	-
G172	1	-	-	-	-	-	-	-	-	-	-	-	-	-	-	-	-	-	1	-	-	-	-	-	-	-	-	-	-	-	-	-
G176	-	-	-	-	-	-	-	-	-	-	-	-	-	-	-	-	-	-	2	-	-	-	-	-	-	-	-	-	-	-	-	-
G182	-	-	-	-	-	-	-	-	-	-	-	-	-	-	-	-	1	-	1	-	-	-	-	-	-	-	-	-	-	-	-	-
G189	-	-	-	-	-	-	-	-	-	-	-	-	-	-	-	-	1	-	-	-	-	-	-	-	-	-	-	-	-	-	-	-
G193	-	-	-	-	-	-	-	-	-	-	-	-	-	-	-	-	-	-	-	-	1	-	-	-	-	-	-	-	-	-	-	-
G195	-	1	-	-	-	-	-	-	-	-	-	-	-	-	-	-	-	-	-	-	-	-	-	-	-	-	-	-	-	-	-	-
G202	1	-	-	-	-	-	-	-	-	-	-	-	-	-	-	-	-	-	-	-	-	-	-	-	-	-	-	-	-	-	-	-
G205	1	-	-	-	-	-	-	-	-	-	-	-	-	-	1	-	-	-	-	-	-	-	-	-	-	-	-	-	-	1	-	-
G210	-	-	-	-	-	-	-	-	-	-	-	-	-	-	-	-	-	-	-	-	-	-	-	-	-	-	-	-	-	-	-	-
G212	1	-	-	-	-	-	-	-	-	-	-	-	-	-	-	-	-	-	-	-	-	-	-	-	-	-	-	-	-	-	-	-
G213	2	-	-	-	-	-	1	-	-	-	-	-	-	-	-	-	-	-	-	-	-	-	-	-	-	-	-	-	-	-	-	-

Table B1 – *(continued)*.

GRAVE NO.	*Blue*	*Blue Biconical*	*Blue ConSeg*	*Blue Cyl*	*Blue Globular, op.*	*BlueGreen Cyl*	*BlueGreen Globular*	*BlueGreen Melon*	*BlueGreen Spiral*	*Blue Melon, op.*	*BluePoly**	*Brown**	*Candy Variant*	*Cloak*	*ConCyl*	*ConCyl, discoloured*	*ConCyl, light*	*ConCyl Variation*	*ConSeg**	*Cyl Pentagonal?*	*Cyl Round*	*Dark Globular*	*DarkPoly**	*Dot34**	*Doughnut*	*Green ConSeg*	*Green Cyl*	*Green Globular*	*Green Melon*	*GreenPoly**	*GreyPoly*	*Hourglass Variation*
G218	-	-	-	-	-	-	-	-	-	-	-	-	-	-	-	-	-	-	4	-	-	-	-	-	-	-	-	-	-	-	-	-
G219	-	-	-	-	-	-	-	-	-	-	-	-	-	-	-	-	1	-	-	-	-	-	-	-	-	-	-	-	-	-	-	-
G232	-	-	-	-	-	-	-	-	-	-	-	-	-	-	3	-	-	-	7	-	-	-	-	-	-	-	-	-	-	-	-	-
G237	1	-	-	-	1	-	-	-	-	-	-	-	-	-	-	-	-	-	-	-	1	-	-	-	-	-	-	-	-	-	-	-
G238	-	-	-	-	-	-	-	-	-	-	-	-	-	-	-	-	-	-	-	-	-	-	-	-	-	-	-	-	-	-	-	-
G242	46	-	6	2	4	-	-	-	-	-	-	10	-	-	2	-	1	-	23	-	-	4	1	-	-	16	3	4	-	-	-	-
G243	6	-	-	-	-	-	-	-	-	-	-	1	-	-	-	-	-	-	-	-	-	-	-	-	-	-	-	-	-	-	-	-
G244	-	-	-	-	-	-	-	-	-	-	-	-	-	-	-	-	-	-	-	-	-	-	-	-	-	-	-	-	-	-	-	-
G252	-	-	-	-	-	-	-	-	1	-	-	-	-	-	-	-	-	-	-	-	-	-	-	-	-	-	-	-	-	-	-	-
G262	-	-	-	-	-	-	-	-	-	-	1	-	-	-	-	-	-	-	-	-	6	-	-	1	-	-	-	-	-	-	-	-
G263	-	-	-	-	-	1	-	-	-	-	-	-	-	1	2	-	1	-	10	-	-	-	-	-	-	-	-	-	-	-	-	1
G266	-	-	-	-	-	-	-	-	-	-	-	-	-	-	-	-	-	-	-	-	-	-	-	-	3	-	-	-	-	-	-	-
G268	10	-	-	-	1	-	-	-	-	-	-	-	1	-	-	-	-	-	4	-	-	1	1	-	-	-	-	-	-	-	-	-
G273	-	-	-	-	-	-	-	-	-	-	-	-	-	-	-	-	-	-	-	-	1	-	-	-	-	2	-	-	-	-	-	-
G277	-	-	5	-	-	-	-	-	-	-	-	-	-	-	1	-	-	-	3	-	-	-	-	-	-	-	-	-	-	-	-	-
G281	2	-	-	-	-	-	-	-	-	-	-	-	-	-	-	-	-	-	-	-	-	-	-	-	-	-	-	-	-	-	-	-
G290	-	-	-	-	-	-	-	-	-	-	-	-	-	-	-	-	-	-	-	-	-	-	1	-	-	-	-	-	-	-	-	-

Table B1 – *(continued)*.

GRAVE NO.	*Blue*	*Blue Biconical*	*Blue ConSeg*	*Blue Cyl*	*Blue Globular, op.*	*BlueGreen Cyl*	*BlueGreen Globular*	*BlueGreen Melon*	*BlueGreen Spiral*	*Blue Melon, op.*	*BluePoly**	*Brown**	*Candy Variant*	*Cloak*	*ConCyl*	*ConCyl, discoloured*	*ConCyl, light*	*ConCyl Variation*	*ConSeg**	*Cyl Pentagonal?*	*Cyl Round*	*Dark Globular*	*DarkPoly**	*Dot34**	*Doughnut*	*Green ConSeg*	*Green Cyl*	*Green Globular*	*Green Melon*	*GreenPoly**	*GreyPoly*	*Hourglass Variation*
G302	-	-	-	-	-	-	-	-	-	-	-	-	-	-	2	-	-	-	-	-	-	-	-	-	-	-	-	-	-	-	-	-
G305	-	-	-	-	-	-	-	-	-	-	-	-	-	-	-	-	-	-	-	-	-	1	-	-	-	-	-	-	-	-	-	-
G309	58	-	-	-	-	-	-	-	-	-	-	-	-	-	-	-	-	-	-	-	-	-	-	-	-	-	-	-	-	-	-	-
G315	2	-	-	-	1	-	2	-	-	-	-	-	-	-	2	-	-	1	4	-	-	-	-	-	-	-	-	2	-	-	1	-
G319	-	-	-	-	-	-	-	-	-	-	-	-	-	-	-	-	-	-	-	-	-	-	-	-	-	-	-	-	-	-	-	-
G336	-	-	-	-	-	-	-	-	-	-	-	-	-	-	-	-	-	-	-	-	-	-	-	-	-	-	-	-	-	-	-	-
G341	-	-	-	-	-	-	-	-	-	-	-	-	-	-	11	1	1	-	22	-	-	-	-	-	-	-	-	-	-	-	-	-
G343	3	-	-	-	-	-	-	-	-	-	-	-	-	-	-	-	-	-	-	-	-	1	-	-	-	-	-	-	-	-	-	-
G344	1	-	-	-	-	-	-	-	-	-	-	-	-	-	-	-	-	-	-	-	-	-	-	-	-	-	-	-	-	-	-	-
G349	-	-	-	-	-	-	-	-	-	-	-	-	-	-	5	-	4	1	2	-	-	-	-	-	-	-	-	-	-	-	-	-
G350	1	-	-	1	-	-	-	-	-	-	-	-	-	-	3	-	-	-	-	-	-	-	-	-	-	-	-	-	-	-	-	-
G352	-	-	-	-	-	-	-	-	-	-	-	-	-	-	-	-	-	-	-	-	-	-	-	-	-	-	-	4	-	-	-	-
G353	-	-	-	-	-	-	-	-	-	-	-	-	-	-	-	-	-	-	-	-	1	-	-	-	-	-	-	-	-	-	-	-
G358	-	-	-	-	-	-	-	-	-	-	-	-	-	-	2	-	2	-	4	-	-	-	-	-	-	-	-	-	-	-	-	-
G359	-	-	-	-	-	-	-	-	-	-	-	-	-	-	-	-	-	-	-	-	-	-	-	-	-	-	-	1	-	-	-	-
G362	4	-	-	-	-	-	-	-	1	-	-	-	-	-	-	-	-	-	-	-	-	-	-	-	-	-	-	-	-	-	-	-
G363	25	-	-	-	-	-	-	-	-	-	-	-	-	-	-	-	-	-	-	-	-	-	1	-	-	-	-	-	-	1	-	-

Table B1 – *(continued)*.

GRAVE NO.	*Blue*	*Blue Biconical*	*Blue ConSeg*	*Blue Cyl*	*Blue Globular, op.*	*BlueGreen Cyl*	*BlueGreen Globular*	*BlueGreen Melon*	*BlueGreen Spiral*	*Blue Melon, op.*	*BluePoly**	*Brown**	*Candy Variant*	*Cloak*	*ConCyl*	*ConCyl, discoloured*	*ConCyl, light*	*ConCyl Variation*	*ConSeg**	*Cyl Pentagonal?*	*Cyl Round*	*Dark Globular*	*DarkPoly**	*Dot34**	*Doughnut*	*Green ConSeg*	*Green Cyl*	*Green Globular*	*Green Melon*	*GreenPoly**	*GreyPoly*	*Hourglass Variation*
G367	17	-	-	-	-	-	-	-	-	-	-	-	-	-	-	-	-	-	-	-	-	2	-	-	-	-	1	1	1	-	-	-
G413	3	-	-	-	-	-	-	-	-	-	-	-	-	-	-	-	-	-	-	-	-	-	-	-	-	-	-	-	-	-	-	-
G414	-	-	-	-	-	-	-	-	-	-	-	-	-	-	-	-	-	-	-	-	-	-	1	-	-	-	-	-	-	-	-	-
G417	1	-	-	-	-	-	-	-	-	-	-	-	-	-	-	-	-	-	-	-	-	-	-	-	-	-	-	-	-	-	-	-
G421	-	-	-	-	-	-	-	-	-	-	-	-	-	-	-	-	-	-	2	-	-	-	-	-	-	-	-	-	-	-	-	-
G422	-	-	-	-	-	-	-	-	1	-	-	-	-	-	-	1	-	-	8	-	-	-	-	-	-	-	-	-	-	-	-	-
G423	-	-	-	-	-	-	-	-	-	-	-	-	-	-	-	-	-	-	7	-	-	-	-	-	-	-	-	-	-	-	-	-
G429	-	-	-	-	-	1	-	-	-	-	-	-	-	-	2	-	4	-	6	-	-	-	-	-	-	-	-	-	-	-	-	-
G447	-	-	-	-	-	-	-	-	-	-	-	-	-	-	-	-	-	-	-	-	-	-	-	-	-	-	-	-	-	-	-	-
G450	3	1	-	-	-	-	-	-	-	-	-	-	-	-	3	-	-	1	6	-	-	-	-	-	-	-	1	-	-	-	-	-
TOTAL	**216**	**3**	**11**	**3**	**8**	**3**	**3**	**2**	**4**	**2**	**2**	**13**	**1**	**4**	**52**	**3**	**23**	**4**	**180**	**1**	**10**	**10**	**6**	**2**	**4**	**18**	**7**	**19**	**2**	**2**	**1**	**2**

Table B2 – The distribution of bead types K-Z at Eriswell. * denotes bead sub-types that have been grouped together.

GRAVE NO.	*Koch20**	*Koch34**	*Melon*	*Melon Associated*	*Melon Variation?*	*Miniature Dark*	*Mosaic?*	*Norfolk BlueWhite*	*Norfolk Melon**	*Norfolk YellowRed**	*Orange*	*Red Cyl*	*Red Globular*	*Red Melon*	*RedPoly**	*Reticella*	*Roman Cane*	*Roman Polyhedral*	*Segmented Globular*	*Traffic Light**	*White Biconical*	*White Cyl**	*White Globular*	*WhitePoly**	*White Spiral*	*Yellow Annular, op.*	*Yellow Cyl, op.*	*Yellow Globular, op.*	*Yellow Melon, op.*	*Yellow, tr.*	*YellowGreen*	*YellowPoly**	*undefined*
G03	-	-	-	-	-	-	-	-	-	1	-	-	-	-	1	-	-	-	-	-	-	-	-	1	-	-	-	-	-	-	2	-	2
G05	-	-	-	-	-	-	-	-	-	1	-	-	-	-	-	-	1	-	-	-	-	-	4	-	-	-	-	-	-	-	-	-	1
G08	-	-	-	-	-	-	-	-	-	-	-	1	-	-	-	-	-	-	-	-	-	-	1	3	-	-	-	1	-	-	-	-	-
G15	-	-	-	-	-	-	-	-	-	-	-	-	-	-	-	-	-	-	-	-	-	-	-	-	-	-	-	-	-	-	-	-	-
G18	-	-	-	-	-	-	-	1	1	-	-	-	-	-	-	-	-	-	-	-	-	-	-	-	-	-	-	-	-	-	-	-	-
G24	-	-	-	-	-	-	-	-	-	-	-	-	-	-	-	-	-	-	-	-	-	-	-	-	-	-	-	-	-	-	-	-	-
G25	-	-	-	-	-	-	-	-	-	1	-	-	-	-	-	-	-	-	-	1	-	-	-	-	-	-	-	-	-	-	-	-	1
G38	-	-	-	-	-	-	-	-	3	-	-	2	-	-	1	-	-	-	-	1	-	-	-	6	-	-	-	-	-	-	2	-	1
G42	-	-	-	-	-	-	-	-	-	-	-	-	-	-	-	-	1	-	-	-	-	-	-	-	-	-	-	-	-	-	-	-	3
G43	-	-	-	-	-	-	-	-	-	-	-	1	-	-	1	-	-	-	-	-	-	-	-	-	-	-	-	-	-	-	-	-	-
G44	-	-	-	-	-	-	-	-	-	-	-	-	-	-	-	-	1	-	-	-	-	-	-	-	-	-	-	-	-	-	-	-	-
G49	-	-	-	-	-	-	-	-	-	-	-	-	-	-	-	-	-	-	-	-	-	-	-	-	-	-	-	8	-	-	-	-	-
G107	-	16	-	-	-	-	-	-	-	-	2	-	2	-	-	-	-	-	-	-	-	-	3	-	-	-	-	-	-	-	-	-	2
G109	-	-	-	-	-	-	-	-	-	-	-	-	-	-	-	-	-	-	-	-	-	-	-	-	-	-	-	-	-	-	-	-	-
G112	-	-	-	-	-	-	-	-	-	-	-	-	1	-	-	-	-	-	-	-	-	-	-	-	-	-	-	-	-	-	-	-	-
G115	-	-	-	-	-	-	-	-	-	-	-	-	-	-	-	-	-	-	-	-	-	-	-	-	-	-	-	-	-	-	-	-	1
G116	-	-	-	-	-	-	-	-	-	-	2	-	-	-	-	-	-	-	-	-	-	-	-	-	-	-	-	-	-	-	-	-	-

Table B2 – *(continued)*.

GRAVE NO.	*Koch20**	*Koch34**	*Melon*	*Melon Associated*	*Melon Variation?*	*Miniature Dark*	*Mosaic?*	*Norfolk BlueWhite*	*Norfolk Melon**	*Norfolk YellowRed**	*Orange*	*Red Cyl*	*Red Globular*	*Red Melon*	*RedPoly**	*Reticella*	*Roman Cane*	*Roman Polyhedral*	*Segmented Globular*	*Traffic Light**	*White Biconical*	*White Cyl**	*White Globular*	*WhitePoly**	*White Spiral*	*Yellow Annular, op.*	*Yellow Cyl, op.*	*Yellow Globular, op.*	*Yellow Melon, op.*	*Yellow, tr.*	*YellowGreen*	*YellowPoly**	*undefined*
G132	-	-	-	-	-	-	-	-	-	-	-	-	-	-	-	-	-	-	-	-	-	-	-	-	-	-	-	-	-	-	-	-	-
G136	-	-	-	-	-	-	-	-	-	-	-	-	-	-	-	-	-	-	-	-	-	-	-	-	-	-	-	-	-	-	-	-	-
G144	-	-	-	-	-	-	-	-	-	-	-	-	5	-	-	-	-	-	-	10	-	-	-	3	-	-	-	1	-	-	-	-	2
G148	-	-	-	-	-	-	-	-	-	-	-	-	1	1	-	-	-	-	-	-	-	-	-	1	-	-	-	-	-	-	-	-	-
G155	-	-	-	-	-	-	-	-	-	-	-	-	-	-	-	-	-	-	-	-	-	-	-	-	-	-	-	-	-	-	-	-	-
G166	-	-	-	-	-	-	-	-	-	-	-	-	-	-	-	-	-	-	-	1	-	-	-	1	-	-	-	-	-	-	-	-	-
G172	-	-	-	-	-	-	-	-	-	-	-	-	-	-	-	-	-	-	-	-	-	-	-	-	-	-	-	-	-	-	-	-	1
G176	-	-	-	-	-	-	-	-	-	-	-	-	-	-	-	-	-	-	-	-	-	-	-	-	-	-	-	1	-	-	-	-	-
G182	-	-	-	-	-	-	-	-	-	1	-	-	-	-	-	-	-	-	-	-	-	-	-	-	-	-	-	-	-	-	-	-	-
G189	-	-	-	-	-	-	-	-	-	-	-	-	-	-	-	-	-	-	-	-	-	-	-	-	-	-	-	-	-	-	-	-	-
G193	-	3	-	-	-	-	-	-	-	-	4	-	-	-	-	-	-	-	-	-	-	-	-	-	-	-	-	-	-	-	-	-	-
G195	1	5	-	-	-	-	-	-	-	-	-	-	-	-	-	-	-	-	1	-	-	-	-	-	-	-	-	-	-	-	-	-	-
G202	-	-	5	-	4	-	-	-	-	-	-	-	-	-	-	1	-	-	-	-	-	-	-	-	-	-	-	-	-	-	-	-	-
G205	-	-	-	-	-	1	-	-	-	-	-	-	-	-	-	-	-	-	-	-	-	-	-	-	-	-	-	-	-	-	-	-	-
G210	-	-	-	-	-	-	-	-	-	-	-	-	-	-	-	-	-	-	-	-	-	-	-	-	1	-	-	-	-	-	-	-	-
G212	-	-	-	-	-	-	-	-	-	-	-	-	-	-	-	-	-	-	-	-	-	-	-	-	-	-	-	-	-	-	-	-	-
G213	-	-	-	-	-	-	-	-	-	-	-	-	-	-	-	-	-	-	-	-	-	-	-	1	-	-	-	-	-	-	-	-	1

Table B2 – *(continued)*.

GRAVE NO.	*Koch20**	*Koch34**	*Melon*	*Melon Associated*	*Melon Variation?*	*Miniature Dark*	*Mosaic?*	*Norfolk BlueWhite*	*Norfolk Melon**	*Norfolk YellowRed**	*Orange*	*Red Cyl*	*Red Globular*	*Red Melon*	*RedPoly**	*Reticella*	*Roman Cane*	*Roman Polyhedral*	*Segmented Globular*	*Traffic Light**	*White Biconical*	*White Cyl**	*White Globular*	*WhitePoly**	*White Spiral*	*Yellow Annular, op.*	*Yellow Cyl, op.*	*Yellow Globular, op.*	*Yellow Melon, op.*	*Yellow, tr.*	*YellowGreen*	*YellowPoly**	*undefined*
G218	-	-	-	-	-	-	-	-	-	-	-	-	-	-	-	-	-	-	-	-	-	-	-	-	-	-	-	1	-	-	-	-	-
G219	-	-	-	-	-	-	-	-	-	-	-	-	-	-	-	-	-	-	-	-	-	-	-	-	-	-	-	-	-	-	-	-	-
G232	-	-	-	-	-	-	-	-	1	-	-	-	-	-	-	-	-	-	-	-	-	-	-	-	-	-	-	-	-	-	-	-	-
G237	-	2	-	-	-	-	-	-	-	-	-	-	-	-	-	-	-	-	-	-	-	-	-	-	-	-	-	-	-	-	-	-	-
G238	-	-	-	-	-	-	-	-	-	-	-	-	-	-	-	-	-	-	-	-	-	-	-	-	-	-	-	-	-	-	-	-	1
G242	-	-	-	-	-	39	-	-	-	-	-	-	19	-	2	-	-	1	-	10	-	-	1	6	-	-	-	15	1	1	-	2	20
G243	-	-	-	-	-	-	-	-	-	-	-	-	-	-	-	-	-	-	-	-	-	-	2	2	-	-	-	3	-	-	-	-	-
G244	-	-	-	-	-	-	-	-	-	-	-	-	-	-	-	-	-	-	-	2	-	-	-	-	-	-	-	-	-	-	-	-	-
G252	-	-	-	-	-	-	-	-	-	-	-	-	-	-	-	-	-	-	-	-	-	-	-	-	-	-	-	-	-	-	-	-	-
G262	-	5	-	-	-	-	-	-	-	-	2	-	-	-	-	-	-	-	-	-	-	2	-	-	-	1	-	-	-	-	-	-	1
G263	-	-	-	-	-	1	-	-	-	-	-	-	-	-	-	-	-	-	-	2	-	-	-	-	-	-	2	-	-	-	-	-	-
G266	-	-	-	-	-	-	-	-	-	-	2	-	-	-	-	-	-	-	-	-	-	-	-	-	-	-	-	-	-	-	-	-	-
G268	-	-	-	-	-	-	-	-	-	-	-	-	-	-	-	-	-	-	-	3	-	-	-	2	-	-	-	-	-	-	-	1	-
G273	-	2	-	-	-	-	-	-	-	-	-	-	1	-	-	-	-	-	-	-	-	-	1	-	-	-	-	2	-	-	-	-	1
G277	-	-	-	-	-	-	-	-	-	-	-	-	-	-	-	-	1	-	-	-	-	-	-	-	-	-	-	-	-	-	-	-	-
G281	-	2	-	-	-	-	-	-	-	-	-	-	1	-	-	-	-	-	-	-	-	-	-	-	-	-	-	-	-	-	-	-	2
G290	-	-	-	-	-	-	1	-	-	-	-	-	-	-	-	-	-	-	-	-	-	1	-	-	-	-	-	-	-	-	-	-	-

Table B2 – *(continued)*.

GRAVE NO.	*Koch20**	*Koch34**	*Melon*	*Melon Associated*	*Melon Variation?*	*Miniature Dark*	*Mosaic?*	*Norfolk BlueWhite*	*Norfolk Melon**	*Norfolk YellowRed**	*Orange*	*Red Cyl*	*Red Globular*	*Red Melon*	*RedPoly**	*Reticella*	*Roman Cane*	*Roman Polyhedral*	*Segmented Globular*	*Traffic Light**	*White Biconical*	*White Cyl**	*White Globular*	*WhitePoly**	*White Spiral*	*Yellow Annular, op.*	*Yellow Cyl, op.*	*Yellow Globular, op.*	*Yellow Melon, op.*	*Yellow, tr.*	*YellowGreen*	*YellowPoly**	*undefined*
G302	-	-	-	-	-	-	-	-	-	-	-	-	-	-	-	-	-	-	-	-	-	-	-	-	-	-	-	-	-	-	-	-	-
G305	-	-	2	2	3	-	-	-	-	-	-	-	-	-	1	2	-	-	-	-	-	-	-	-	-	-	-	-	-	-	-	-	1
G309	-	-	-	-	-	-	-	-	-	-	-	-	-	-	-	-	-	-	-	-	-	-	-	-	-	-	-	-	-	-	-	-	1
G315	-	-	-	-	-	-	-	-	-	-	-	-	-	-	-	-	-	-	-	1	-	-	-	-	-	-	-	-	-	-	-	-	6
G319	-	-	2	-	-	-	-	-	-	-	-	-	-	-	-	-	-	-	-	-	-	-	-	-	-	-	-	-	-	-	-	-	-
G336	-	-	-	-	-	-	-	-	-	-	-	1	-	-	-	-	-	-	-	1	-	-	-	-	-	-	-	-	1	-	-	1	-
G341	-	-	-	-	-	-	-	-	-	-	-	-	-	-	-	-	-	-	-	-	-	-	-	-	-	-	-	-	-	-	-	-	-
G343	-	-	-	-	-	-	-	-	-	-	-	-	-	-	-	-	-	-	-	-	-	-	-	1	-	-	-	-	-	-	-	-	-
G344	-	-	-	-	-	-	-	-	1	-	-	-	-	-	-	-	-	-	-	-	-	-	-	2	-	-	1	1	1	-	-	-	-
G349	-	-	-	-	-	-	-	-	-	-	-	-	-	-	-	-	-	-	-	-	-	-	-	-	-	-	-	-	-	1	-	-	-
G350	-	-	-	-	-	-	-	1	-	-	-	-	1	-	-	-	-	-	-	-	-	-	-	-	-	-	-	-	-	-	-	-	-
G352	-	-	-	-	-	-	-	-	-	-	-	-	2	-	-	-	-	-	-	1	-	-	5	-	-	-	-	2	-	-	-	-	-
G353	7	3	-	-	-	-	-	-	-	-	-	-	-	-	-	-	-	-	-	-	1	-	1	-	-	-	-	-	-	-	-	-	-
G358	-	-	-	-	-	-	-	-	-	-	-	-	-	-	-	-	-	-	-	-	-	-	-	-	-	-	-	-	-	-	-	-	-
G359	-	-	-	-	-	-	-	-	-	-	-	-	-	-	-	-	-	-	-	-	-	-	-	-	-	-	-	-	-	-	-	-	-
G362	-	-	-	-	-	-	-	-	-	-	-	-	2	-	1	-	-	-	-	2	-	-	-	2	-	-	-	1	2	-	-	-	-
G363	-	-	-	-	-	-	-	-	-	-	-	-	-	-	-	-	-	-	-	5	-	-	-	-	-	-	-	-	-	-	-	-	2

Table B2 – *(continued)*.

GRAVE NO.	*Koch20**	*Koch34**	*Melon*	*Melon Associated*	*Melon Variation?*	*Miniature Dark*	*Mosaic?*	*Norfolk BlueWhite*	*Norfolk Melon**	*Norfolk YellowRed**	*Orange*	*Red Cyl*	*Red Globular*	*Red Melon*	*RedPoly**	*Reticella*	*Roman Cane*	*Roman Polyhedral*	*Segmented Globular*	*Traffic Light**	*White Biconical*	*White Cyl**	*White Globular*	*WhitePoly**	*White Spiral*	*Yellow Annular, op.*	*Yellow Cyl, op.*	*Yellow Globular, op.*	*Yellow Melon, op.*	*Yellow, tr.*	*YellowGreen*	*YellowPoly**	*undefined*
G367	-	-	-	-	-	-	-	-	1	-	-	-	3	-	-	-	-	-	-	8	-	1	1	2	-	-	-	-	-	-	-	-	-
G413	-	-	-	-	-	-	-	-	-	-	-	-	1	-	-	-	-	-	-	4	-	-	1	-	-	-	-	-	-	-	-	-	-
G414	-	-	-	-	-	-	-	-	-	-	-	-	-	-	-	-	-	-	-	-	-	-	-	-	-	-	-	-	-	-	-	-	-
G417	-	-	-	-	3	-	-	-	-	-	-	-	-	-	-	-	-	-	-	-	-	-	-	-	-	-	-	-	-	-	-	-	-
G421	-	-	-	-	-	-	-	-	-	-	-	-	-	-	-	-	-	-	-	-	-	-	-	-	-	-	-	-	-	-	-	-	-
G422	-	-	-	-	-	-	-	-	2	1	-	-	-	-	-	-	-	-	-	1	-	-	-	-	-	-	-	3	2	-	-	-	-
G423	-	-	-	-	-	-	-	-	-	-	-	-	-	-	-	-	-	-	-	-	-	-	-	-	-	-	-	-	-	-	-	-	-
G429	-	-	-	-	-	12	-	-	-	-	-	-	-	-	-	-	-	-	-	-	-	-	-	-	-	-	-	-	-	-	-	-	-
G447	-	-	-	-	-	-	-	-	-	-	-	-	-	-	-	-	-	-	-	-	-	-	-	-	-	-	-	4	-	-	-	-	-
G450	-	-	-	-	-	-	-	-	-	-	-	-	-	-	-	-	-	-	-	-	-	-	-	2	-	-	-	-	-	-	-	-	-
TOTAL	**8**	**38**	**9**	**2**	**10**	**53**	**1**	**2**	**9**	**5**	**12**	**5**	**39**	**1**	**7**	**3**	**4**	**1**	**1**	**53**	**1**	**4**	**20**	**35**	**1**	**1**	**3**	**43**	**7**	**2**	**4**	**4**	**50**

APPENDIX C

Images of the Glass Beads Sampled from Eriswell

The beads analysed from Eriswell as part of the present study were cleaned and photographed using a digital SLR camera fitted with a macro lens to provide a digital record prior to sampling. The following images represent only those beads from which samples were taken. Beads were photographed from different angles as appropriate for each particular bead (typically one from the side and one from the top), on a background lit from behind. The images were enhanced and edited using Adobe Photoshop; they are ordered by grave number (Grave 03 through to Grave 450) and small finds (SF) number within these images for ease of reference. Graves 03-49 correspond to cemetery ERL 046, Graves 107-367 to cemetery ERL 104, and Graves 413-450 to cemetery ERL 114.

Figure C.1 – Glass beads sampled from Grave 03, cemetery ERL 046, Eriswell.

Figure C.2 – Glass beads sampled from Grave 05, cemetery ERL 046, Eriswell.



Figure C.3 – Glass beads sampled from Grave 05, cemetery ERL 046, Eriswell.

Figure C.4 – Glass beads sampled from Grave 08, cemetery ERL 046, Eriswell.



Figure C.5 – Glass beads sampled from Grave 15, cemetery ERL 046, Eriswell.

Figure C.6 – Glass beads sampled from Grave 18, cemetery ERL 046, Eriswell.



Figure C.7 – Glass beads sampled from Grave 24, cemetery ERL 046, Eriswell.

Figure C.8 – Glass beads sampled from Grave 25, cemetery ERL 046, Eriswell.

Figure C.9 – Glass beads sampled from Grave 38, cemetery ERL 046, Eriswell.

Figure C.10 – Glass beads sampled from Grave 38, cemetery ERL 046, Eriswell.

Figure C.11 – Glass beads sampled from Grave 42, cemetery ERL 046, Eriswell.



Figure C.12 – Glass beads sampled from Grave 43, cemetery ERL 046, Eriswell.



Figure C.13 – Glass beads sampled from Grave 44, cemetery ERL 046, Eriswell.



Figure C.14 – Glass beads sampled from Grave 49, cemetery ERL 046, Eriswell.

Figure C.15 – Glass beads sampled from Grave 107, cemetery ERL 104, Eriswell.



Figure C.16 – Glass beads sampled from Grave 107, cemetery ERL 104, Eriswell.



Figure C.17 – Glass beads sampled from Grave 109, cemetery ERL 104, Eriswell.



Figure C.18 – Glass beads sampled from Grave 112, cemetery ERL 104, Eriswell.

Figure C.19 – Glass beads sampled from Grave 116, cemetery ERL 104, Eriswell.

Figure C.20 – Glass beads sampled from Grave 132, cemetery ERL 104, Eriswell.

Figure C.21 – Glass beads sampled from Grave 144, cemetery ERL 104, Eriswell.

Figure C.22 – Glass beads sampled from Grave 144, cemetery ERL 104, Eriswell.



Figure C.23 – Glass beads sampled from Grave 148, cemetery ERL 104, Eriswell.



Figure C.24 – Glass beads sampled from Grave 155, cemetery ERL 104, Eriswell.

Figure C.25 – Glass beads sampled from Grave 166, cemetery ERL 104, Eriswell.



Figure C.26 – Glass beads sampled from Grave 172, cemetery ERL 104, Eriswell.



Figure C.27 – Glass beads sampled from Grave 176, cemetery ERL 104, Eriswell.



Figure C.28 – Glass beads sampled from Grave 182, cemetery ERL 104, Eriswell.



Figure C.29 – Glass beads sampled from Grave 189, cemetery ERL 104, Eriswell.

Figure C.30 – Glass beads sampled from Grave 193, cemetery ERL 104, Eriswell.

Figure C.31 – Glass beads sampled from Grave 195, cemetery ERL 104, Eriswell.

Figure C.32 – Glass beads sampled from Grave 202, cemetery ERL 104, Eriswell.



Figure C.33 – Glass beads sampled from Grave 202, cemetery ERL 104, Eriswell.



Figure C.34 – Glass beads sampled from Grave 205, cemetery ERL 104, Eriswell.

Figure C.35 – Glass beads sampled from Grave 210, cemetery ERL 104, Eriswell.

Figure C.36 – Glass beads sampled from Grave 213, cemetery ERL 104, Eriswell.



Figure C.37 – Glass beads sampled from Grave 218, cemetery ERL 104, Eriswell.



Figure C.38 – Glass beads sampled from Grave 232, cemetery ERL 104, Eriswell.

Figure C.39 – Glass beads sampled from Grave 237, cemetery ERL 104, Eriswell.

Figure C.40 – Glass beads sampled from Grave 242, cemetery ERL 104, Eriswell.

Figure C.41 – Glass beads sampled from Grave 242, cemetery ERL 104, Eriswell.

Figure C.42 – Glass beads sampled from Grave 242, cemetery ERL 104, Eriswell.

Figure C.43 – Glass beads sampled from Grave 242, cemetery ERL 104, Eriswell.

Figure C.44 – Glass beads sampled from Grave 242, cemetery ERL 104, Eriswell.

Figure C.45 – Glass beads sampled from Grave 242, cemetery ERL 104, Eriswell.

Figure C.46 – Glass beads sampled from Grave 242, cemetery ERL 104, Eriswell.

Figure C.47 – Glass beads sampled from Grave 243, cemetery ERL 104, Eriswell.

Figure C.48 – Glass beads sampled from Grave 252, cemetery ERL 104, Eriswell.

Figure C.49 – Glass beads sampled from Grave 262, cemetery ERL 104, Eriswell.

Figure C.50 – Glass beads sampled from Grave 262, cemetery ERL 104, Eriswell.



Figure C.51 – Glass beads sampled from Grave 262, cemetery ERL 104, Eriswell.

Figure C.52 – Glass beads sampled from Grave 263, cemetery ERL 104, Eriswell.



Figure C.53 – Glass beads sampled from Grave 263, cemetery ERL 104, Eriswell.

Figure C.54 – Glass beads sampled from Grave 266, cemetery ERL 104, Eriswell.



Figure C.55 – Glass beads sampled from Grave 268, cemetery ERL 104, Eriswell.

Figure C.56 – Glass beads sampled from Grave 268, cemetery ERL 104, Eriswell.



Figure C.57 – Glass beads sampled from Grave 268, cemetery ERL 104, Eriswell.



Figure C.58 – Glass beads sampled from Grave 273, cemetery ERL 104, Eriswell.



Figure C.59 – Glass beads sampled from Grave 277, cemetery ERL 104, Eriswell.

Figure C.60 – Glass beads sampled from Grave 281, cemetery ERL 104, Eriswell.

Figure C.61 – Glass beads sampled from Grave 290, cemetery ERL 104, Eriswell.



Figure C.62 – Glass beads sampled from Grave 302, cemetery ERL 104, Eriswell.



Figure C.63 – Glass beads sampled from Grave 305, cemetery ERL 104, Eriswell.

Figure C.64 – Glass beads sampled from Grave 305, cemetery ERL 104, Eriswell.

Figure C.65 – Glass beads sampled from Grave 305, cemetery ERL 104, Eriswell.



Figure C.66 – Glass beads sampled from Grave 309, cemetery ERL 104, Eriswell.

Figure C.67 – Glass beads sampled from Grave 315, cemetery ERL 104, Eriswell.

Figure C.68 – Glass beads sampled from Grave 315, cemetery ERL 104, Eriswell.



Figure C.69 – Glass beads sampled from Grave 319, cemetery ERL 104, Eriswell.

Figure C.70 – Glass beads sampled from Grave 336, cemetery ERL 104, Eriswell.

Figure C.71 – Glass beads sampled from Grave 341, cemetery ERL 104, Eriswell.

Figure C.72 – Glass beads sampled from Grave 343, cemetery ERL 104, Eriswell.

Figure C.73 – Glass beads sampled from Grave 344, cemetery ERL 104, Eriswell.

Figure C.74 – Glass beads sampled from Grave 349, cemetery ERL 104, Eriswell.

Figure C.75 – Glass beads sampled from Grave 350, cemetery ERL 104, Eriswell.



Figure C.76 – Glass beads sampled from Grave 352, cemetery ERL 104, Eriswell.

Figure C.77 – Glass beads sampled from Grave 353, cemetery ERL 104, Eriswell.



Figure C.78 – Glass beads sampled from Grave 358, cemetery ERL 104, Eriswell.



Figure C.79 – Glass beads sampled from Grave 362, cemetery ERL 104, Eriswell.

Figure C.80 – Glass beads sampled from Grave 362, cemetery ERL 104, Eriswell.



Figure C.81 – Glass beads sampled from Grave 363, cemetery ERL 104, Eriswell.

Figure C.82 – Glass beads sampled from Grave 363, cemetery ERL 104, Eriswell.

Figure C.83 – Glass beads sampled from Grave 367, cemetery ERL 104, Eriswell.

Figure C.84 – Glass beads sampled from Grave 367, cemetery ERL 104, Eriswell.



Figure C.85 – Glass beads sampled from Grave 367, cemetery ERL 104, Eriswell.

Figure C.86 – Glass beads sampled from Grave 413, cemetery ERL 114, Eriswell.

Figure C.87 – Glass beads sampled from Grave 414, cemetery ERL 114, Eriswell.

Figure C.88 – Glass beads sampled from Grave 417, cemetery ERL 114, Eriswell.



Figure C.89 – Glass beads sampled from Grave 421, cemetery ERL 114, Eriswell.

Figure C.90 – Glass beads sampled from Grave 422, cemetery ERL 114, Eriswell.



Figure C.91 – Glass beads sampled from Grave 423, cemetery ERL 114, Eriswell.

Figure C.92 – Glass beads sampled from Grave 429, cemetery ERL 114, Eriswell.



Figure C.93 – Glass beads sampled from Grave 447, cemetery ERL 114, Eriswell.

Figure C.94 – Glass beads sampled from Grave 450, cemetery ERL 114, Eriswell.

APPENDIX D

Sampling Request for Glass Beads from Spong Hill

The following is a sampling request submitted to Dr. Tim Pestell of the Castle Museum, Norwich, requesting permission to sample a selection of glass beads from the Spong Hill Anglo-Saxon cemetery in Norfolk.

SAMPLING REQUEST: THE COMPOSITIONAL ANALYSIS OF GLASS BEADS FROM THE SPONG HILL ANGLO-SAXON CEMETERY, NORFOLK

To: The Castle Museum, Norwich

Requested by: James Peake (Cardiff University)
Email: peakejr@cardiff.ac.uk

The permission to sample a small assemblage of glass beads from the Spong Hill Anglo-Saxon cemetery is requested as part of the analytical programme associated with the post-excavation research project on the Anglo-Saxon cemetery complex at RAF Lakenheath, Suffolk.

Project Overview

The Anglo-Saxon cemetery complex at RAF Lakenheath, Suffolk, provides a very substantial collection of grave-assemblages of the Early Anglo-Saxon Period, from the late 5th century in the 'Migration Period' through to the 'Final Phase' in the 7th century. Included among the artefacts recovered from the recent excavation of the site are in excess of 2700 beads, of which over 1000 are glass. The glass beads have been typo-chronologically grouped by Dr Birte Brugmann, and a complementary and comprehensive programme of quantitative chemical analysis is currently under way. This is giving us the opportunity to examine the technology, origins and variability of Anglo-Saxon beads, allowing the current hypotheses on their origins and the origins of the materials used in their manufacture to be tested to a much more thorough level than has been attempted before. This should help us to understand the ways in which the glass bead industry was organised, and the degree of specialisation that was necessary in the production of certain types. It should also help us to identify the extent to which earlier Roman glass was used in the manufacture of these beads, and the extent of glass imports. It is hoped that this will provide insights into the level of technological knowledge possessed by these early communities, and to the contacts between Anglo-Saxon England and the wider world.

In order to fully maximise the potential of this work, the analysis of contemporary beads from elsewhere in Britain would be invaluable. The analysis of material excavated from the Anglo-Saxon cemetery at Spong Hill, Norfolk, will make a valuable contribution to this project, given that the site is only 30 km northwest of RAF Lakenheath and the sites share many similarities.

Many of the bead types found at Spong Hill are paralleled by those found at RAF Lakenheath. Some of the Spong Hill beads have also been examined and typo-chronologically grouped by Brugmann as a part of her Anglo-Saxon glass beads study (Brugmann 2004; Penn and Brugmann 2007). Analysis of a small assemblage of beads from Spong Hill will allow direct comparisons to be made between the

beads from the two sites. The synthesis of these results will place the material from both sites into the wider context of bead production and use in Anglo-Saxon England, ultimately contributing towards the reconstruction of the fabric of daily life.

The present proposal and application is for the quantitative chemical analysis of a small assemblage of glass beads from Spong Hill.

Project Aims

- To place the analyses of the beads from Spong Hill and RAF Lakenheath into the wider context of bead production and use in Anglo-Saxon England.
- To identify any similarities between the glass beads from Spong Hill and RAF Lakenheath (colourants, opacifiers, composition, raw materials, technology).
- To identify compositional and technological similarities with specific bead types and beads of similar date from Spong Hill, based on Brugmann's typology (Brugmann 2004; Penn and Brugmann 2007).
- To identify patterns relating to the sourcing and supply of the raw materials used in the production of the beads, or of the raw glass itself.
- To draw conclusions about the scale of bead production during the Anglo-Saxon period; i.e. whether they were produced at a local, regional, or interregional level.
- To identify the potential for past trade links or migration between Anglo-Saxon communities.

Analysis Proposal

The proposed work will involve the sampling and analysis of a range of bead types and colours. Constraints of time and resources mean that this will not be a fully comprehensive analysis, but will nonetheless encompass a range of different beads which will provide excellent insights into the types and varieties of beads present. Unfortunately, it will not be practical to include beads excavated from cremations, as these are mostly melted and discoloured, so are less useful for comparison.

Through careful examination of the Spong Hill site reports, the beads identified as most desirable for analysis are listed in Appendix 1. This encompasses a range of beads spanning as many different types and colour combinations, from as many different grave assemblages, as is necessary to give an overview of the types present. The majority the beads are polychrome as these lend themselves more readily to classification and comparison. The beads chosen include types which are paralleled by the RAF Lakenheath assemblage, but also types which are not represented at RAF Lakenheath. This will allow inferences to be made regarding the supply and use of different beads by the two communities during the period, e.g. whether specific bead types were being produced for use by particular communities.

Where multiple beads of the same type have been recovered from an individual grave, there is some flexibility regarding the individual beads selected; broken beads

will be preferentially selected. At present, approximately 75 beads, or parts of beads, have been chosen for possible analysis. If some of these represent the only example of their type from the site, it is understood that they may need to be excluded.

Analytical Methods

The beads will be analysed using energy-dispersive x-ray spectrometry in the scanning electron microscope (SEM-EDS) at Cardiff University. This will provide information on their composition, and produce images showing the microstructure of the glass. There is also some hope of undertaking Laser Ablation Inductively Coupled Plasma Mass Spectrometry (LA-ICP-MS), which will provide a more detailed analysis on the trace elements in the glass. This should assist in provenancing the beads, or the raw materials used in their manufacture.

Due to the nature of SEM-EDS small samples will be needed for mounting in resin and polishing, in order to obtain reliable quantitative results. Samples of approximately 1-2 mm in size would be taken by cutting a small splinter of glass away from the outer surface of the bead using a diamond wheel. This will damage a small area of the surface no larger than 3 mm^2; Appendix 2 shows examples of beads from RAF Lakenheath which have been sampled in this way. Ideally samples will be taken from corners, edges, and protrusions, or from damaged areas, etc. where practical, in order to make the sampled area less visibly obtrusive. In the case of polychrome beads more than one sample, or a slightly larger sample, may be necessary in order to incorporate the full range of glass colours present. Samples can be more readily obtained from broken or damaged beads.

Anticipated Outcomes

Given that many of the beads from Spong Hill and RAF Lakenheath are either of the same general type, or have many similar characteristics, it is anticipated that the results of analysis will prove them to be compositionally identical, or at least similar. If this were the case, it would suggest that beads were being produced at a limited number of regional workshops, located either in Britain or abroad, as opposed to being produced in local workshops. It would also suggest that the raw materials used in the manufacture of the glass were sourced from one common region. If this is the case, the beads from both Spong Hill and RAF Lakenheath are likely to have come from a limited number of glassmaking centres, and depending upon the nature of the results, it may be possible to hypothesise about the possible locations of these workshops and the trade links shared by both communities.

References

Brugmann, B. (2004) *Glass Beads from Early Anglo-Saxon Graves: A Study of the Provenance and Chronology of Glass Beads from Early Anglo-Saxon Graves, Based on Visual Examination*. Oxford: Oxbow Books.

Caruth, J. and Anderson, S. (2005) *An Assessment of the Potential for Analysis and Publication for Archaeological Work Carried Out at RAF Lakenheath Between 1987 and June 2005, Volume I: The Anglo-Saxon Cemeteries ERL 104, ERL 046 and ERL 114*, SCCAS Report No. 2005/94, Unpublished Archaeological Assessment Report, Suffolk County Council Archaeological Service.

Penn, K. and Brugmann, B. (2007) *Aspects of Anglo-Saxon Inhumation Burial: Morning Thorpe, Spong Hill, Bergh Apton and Westgarth Gardens*. Dereham: Norfolk Museums and Archaeology Service.

APPENDIX 1
Beads from Spong Hill requested for analysis

RECORD NO.	BEAD DESCRIPTION
1994.192.Gr2.5 : A	opaque red globular with green and yellow stripes translucent blue annular translucent green fattened globular
1994.192.Gr5.3a : A	translucent dark blue annular translucent purple globular segmented gilded, fragments
1994.192.Gr5.3b : A	opaque yellow cylindrical, fluted opaque yellow hexagonal with red crossing trails and green spots opaque red cuboid with yellow and green panels opaque red cylindrical with crossing yellow trails and white spots
1994.192.Gr5.6c : A	opaque white cuboid with red crossing trails and green spots opaque white fragments with green trails opaque white bead with blue crossing trails, broken translucent green/blue melon translucent dark blue globular with opaque red spots, broken translucent purple fragments
1994.192.Gr12.4 : A	opaque green globular opaque red globular translucent dark blue annular, fragments translucent green/blue melon
1994.192.Gr18.4 : A	opaque red cylindrical with yellow and green stripes opaque red globular, fluted opaque white globular with red crossing trails and blue spots translucent light green cuboid translucent purple multiple, segment
1994.192.Gr22.5 : A	opaque red globular with blue stripes opaque white globular translucent pale blue annular translucent purple annular
1994.192.Gr24.2 : A	translucent dark blue cylinder small segmented, colourless
1994.192.Gr24.5b : A	opaque yellow globular

1994.192.Gr26.1 : A	opaque white barrel-shaped with blue crossing trails and spots opaque white globular, fluted black globular translucent dark blue multiple, broken segmented gilded, fragments
1994.192.Gr33.2 : A	opaque green barrel-shaped
1994.192.Gr37.6 : A	translucent dark blue annular translucent dark blue globular, fluted translucent purple with turquoise trail and yellow spots opaque yellow globular, fluted opaque green cylindrical with red crossing trails and yellow spots
1994.192.Gr38.10a : A	opaque green globular, fluted opaque turquoise barrel-shaped opaque white annular with blue crossing trails opaque yellow sub-globular translucent dark blue narrow cylindrical translucent green-blue barrel-shaped segmented gilded, fragments
1994.192.Gr39.5 : A	opaque green globular with red crossing trails opaque green globular, fluted black multiple, segment translucent dark blue globular with red and white spots translucent purple, square translucent annular with a slight green tinge translucent pale green multiple, segment
1994.192.Gr42.3 : A	opaque red globular with white crossing trails and yellow spots opaque white annular with blue crossing trails opaque white globular with green crossing trails and yellow spots opaque yellow truncated cone with red trails
1994.192.Gr44.7 : A	opaque yellow-green, broken opaque green barrel-shaped with red stripes
1994.192.Gr45.3/4 : A	opaque white large disc with blue trails opaque yellow cylindrical with red trails opaque yellow cylindrical with green stripes

1994.192.Gr46.4b : A	opaque red barrel-shaped with green and yellow stripes opaque yellow cylindrical with green trails and red spots opaque white cylindrical with blue trails and red and yellow spots translucent dark blue annular
1994.192.Gr56.3 : A	opaque red cuboid with yellow and green panels opaque red cylindrical with yellow and green streaks
1994.192.Gr57.10 : A	translucent dark blue narrow cylinder opaque yellow globular

APPENDIX 2
Examples of sampled beads from RAF Lakenheath



Bead ERL104:G193:1295.



Bead ERL104:G107:1125.



Bead ERL104:G166:3440.

APPENDIX E

Diagrams of Sample Blocks

The following figures show the samples from Eriswell mounted in resin blocks. Each block was assigned a number (note that these are not consecutive due to the exclusion of blocks containing samples of beads from elsewhere). Each block is labelled according to cemetery (ERL 046, ERL 104, ERL 114, or a combination of these). Each sample is labelled with the small finds (SF) number of the bead from which it was obtained. Note that these are in no particular order, as the sequence in which samples were obtained and mounted was random. Some SF numbers are duplicated where more than one sample was acquired from the same bead (*e.g.* polychrome beads). All sample blocks are approximately 3cm in diameter. Most contain a Corning glass standard (alternating between Corning A or B) and all contain a cobalt wire in the centre for calibration of the SEM.

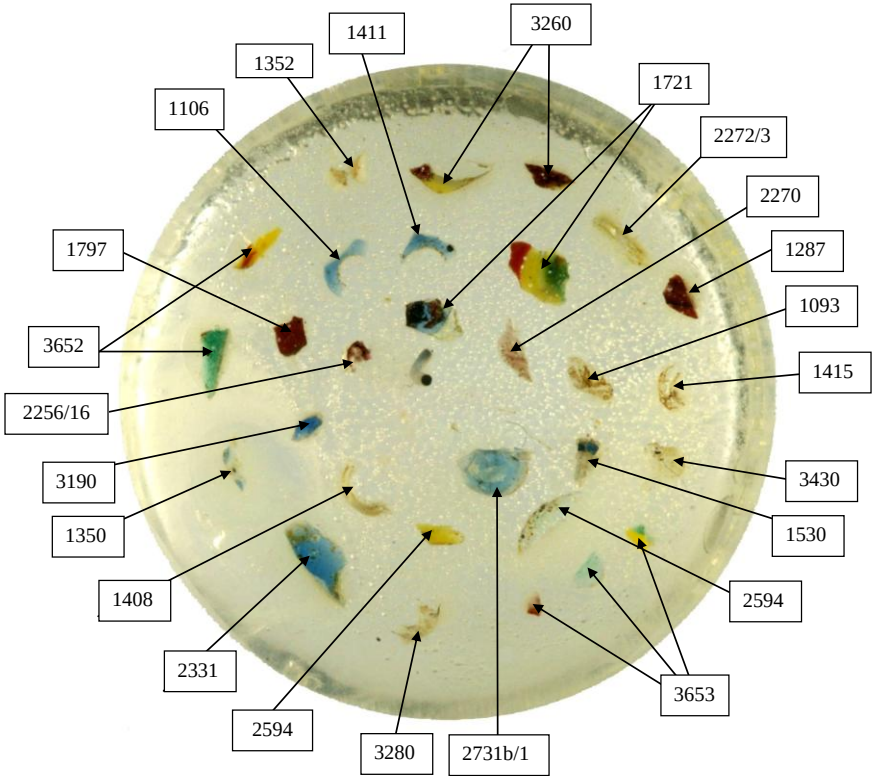

Figure E.1 – Sample Block 1 showing samples from cemetery ERL 104 labelled with small finds numbers.

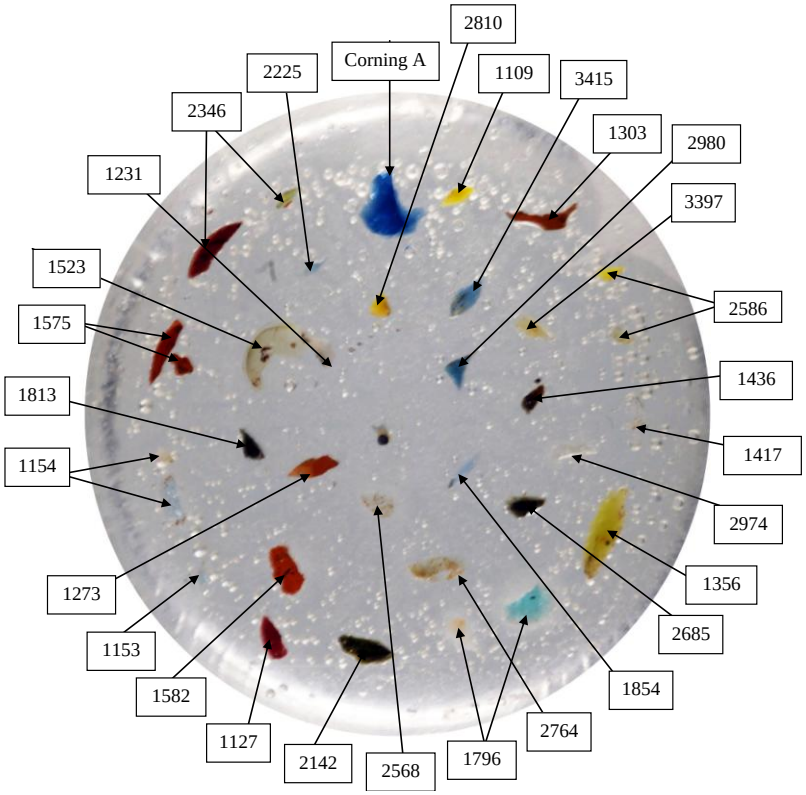

Figure E.2 – Sample Block 2 showing samples from cemetery ERL 104 labelled with small finds numbers.



Figure E.3 – Sample Block 3 showing samples from cemetery ERL 104 labelled with small finds numbers.

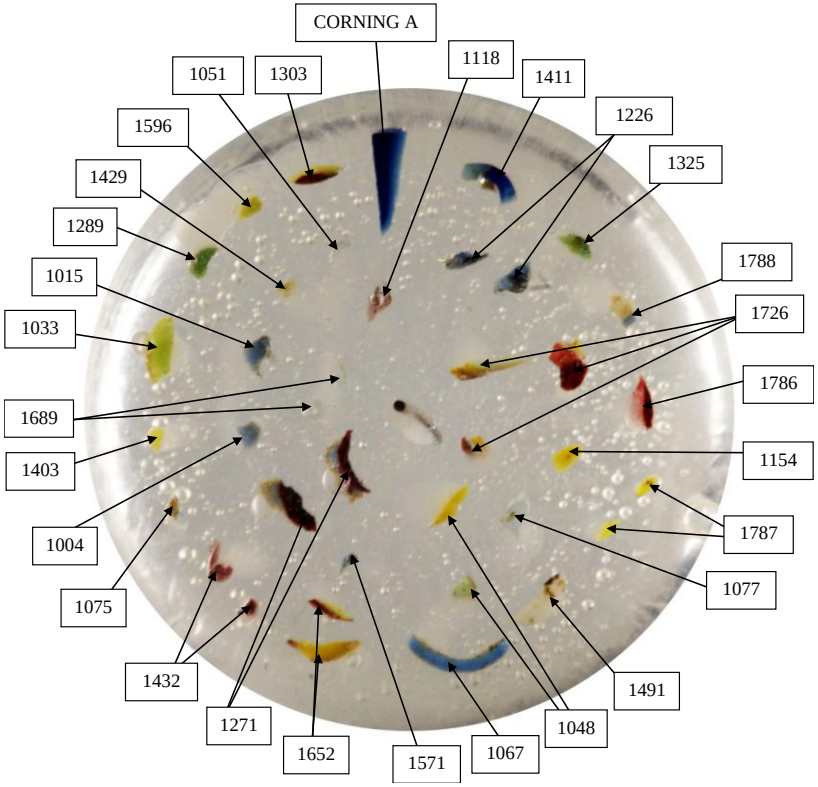

Figure E.4 – Sample Block 4 showing samples from cemetery ERL 046 labelled with small finds numbers.



Figure E.5 – Sample Block 5 showing samples from cemetery ERL 114 labelled with small finds numbers.

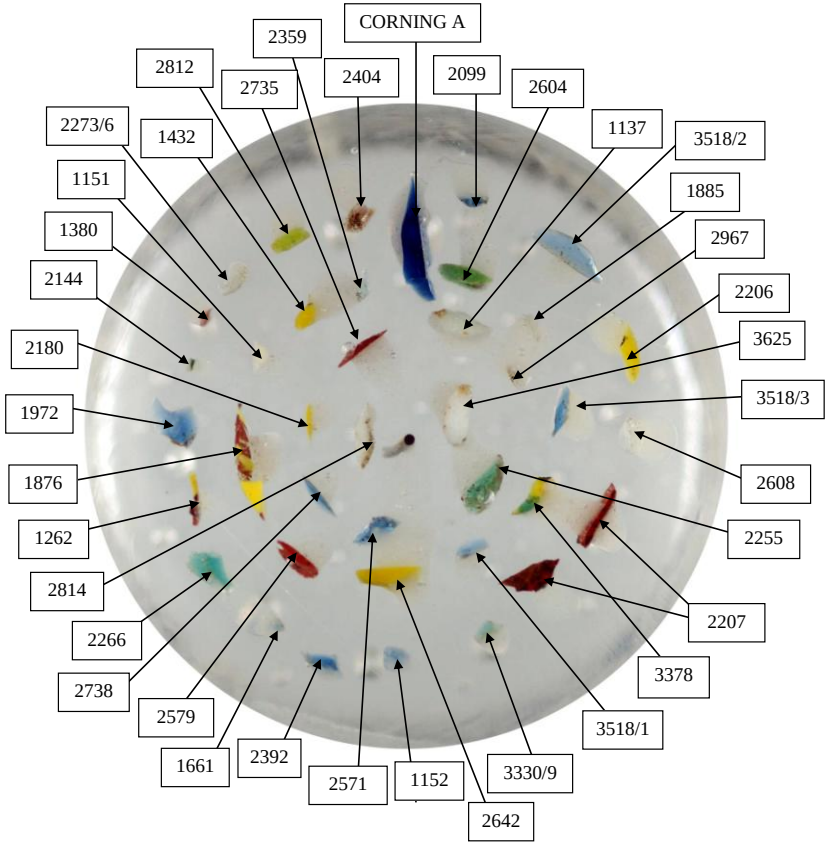

Figure E.6 – Sample Block 6 showing samples from cemetery ERL 104 labelled with small finds numbers.

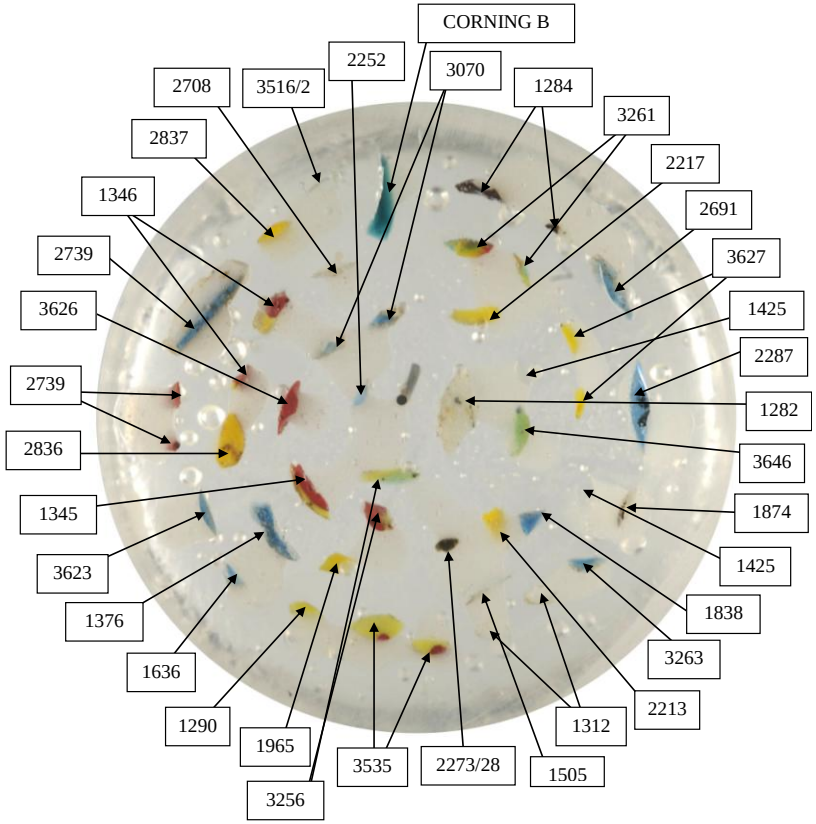

Figure E.7 – Sample Block 7 showing samples from cemetery ERL 104 labelled with small finds numbers.

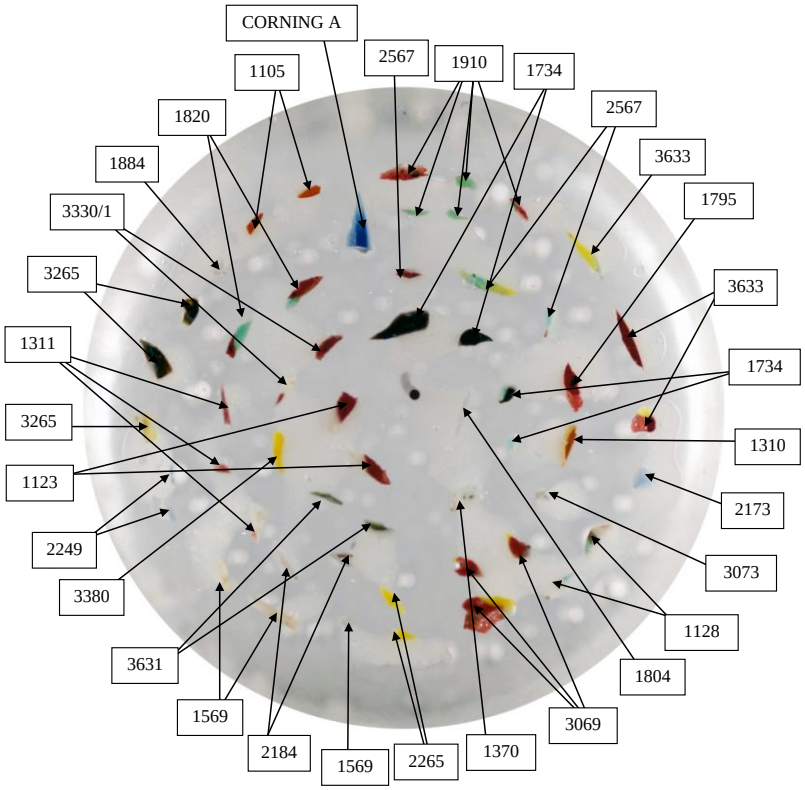

Figure E.8 – Sample Block 8 showing samples from cemetery ERL 104 labelled with small finds numbers.

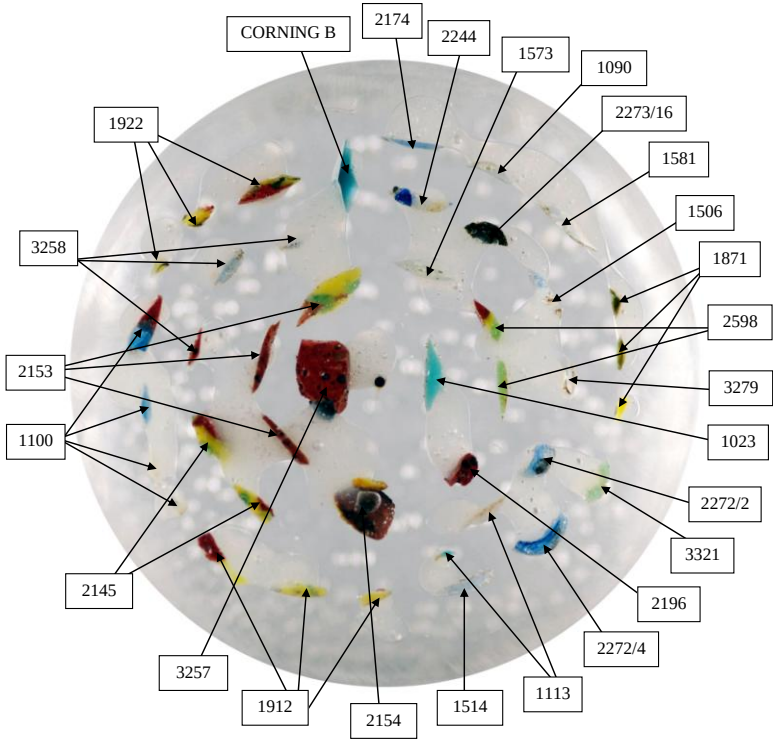

Figure E.9 – Sample Block 9 showing samples from cemetery ERL 104 labelled with small finds numbers.

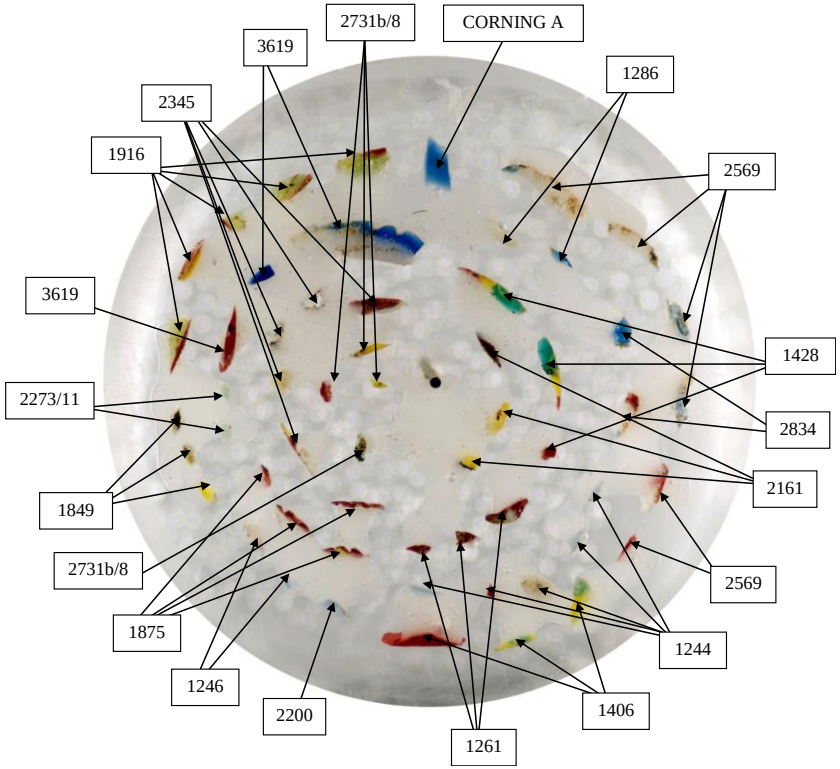

Figure E.10 – Sample Block 10 showing samples from cemetery ERL 104 labelled with small finds numbers.

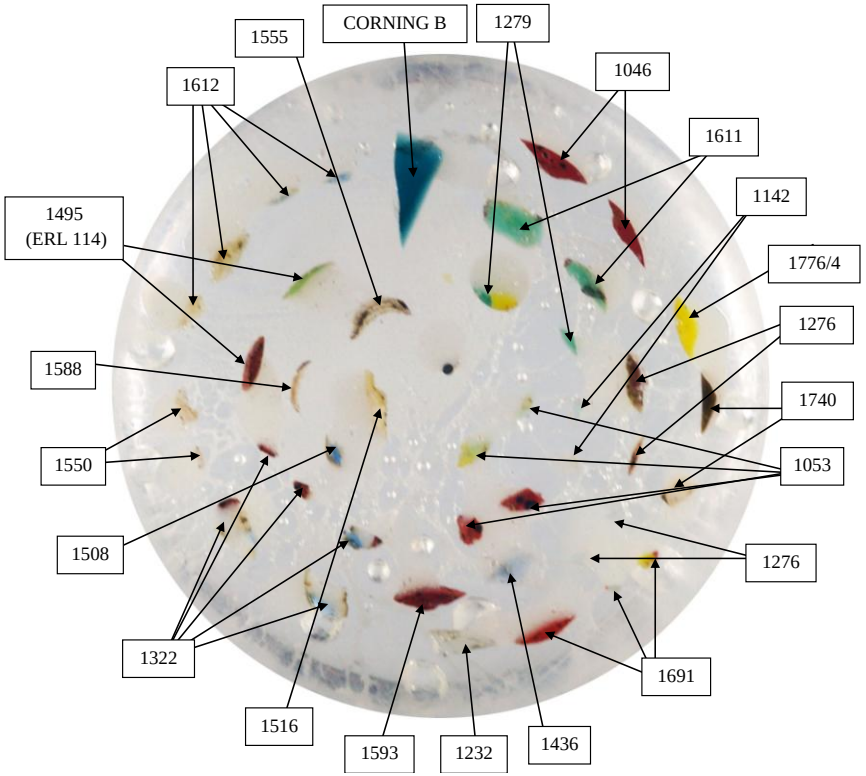

Figure E.11 – Sample Block 11 showing samples from cemetery ERL 046 and ERL 114 labelled with small finds numbers.

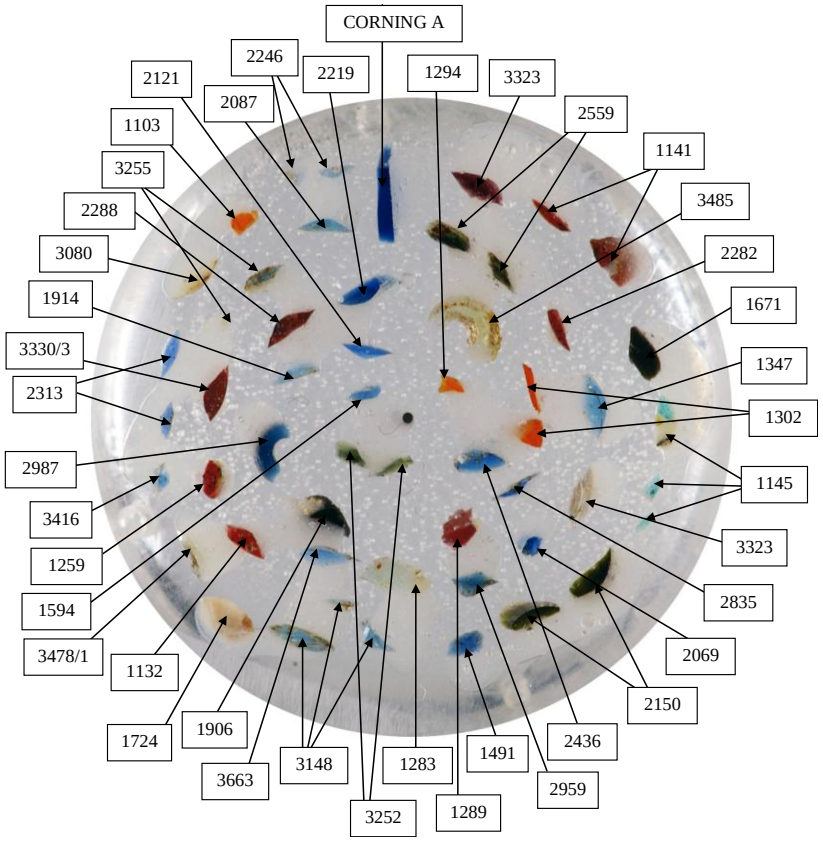

Figure E.12 – Sample Block 16 showing samples from cemetery ERL 104 labelled with small finds numbers.

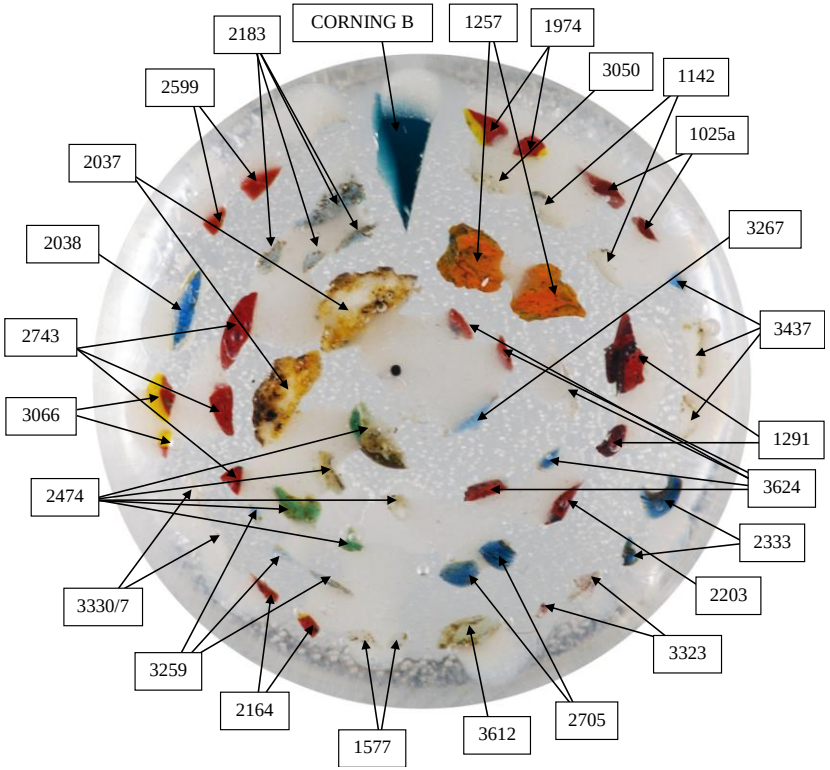

Figure E.13 – Sample Block 17 showing samples from cemetery ERL 104 labelled with small finds numbers.

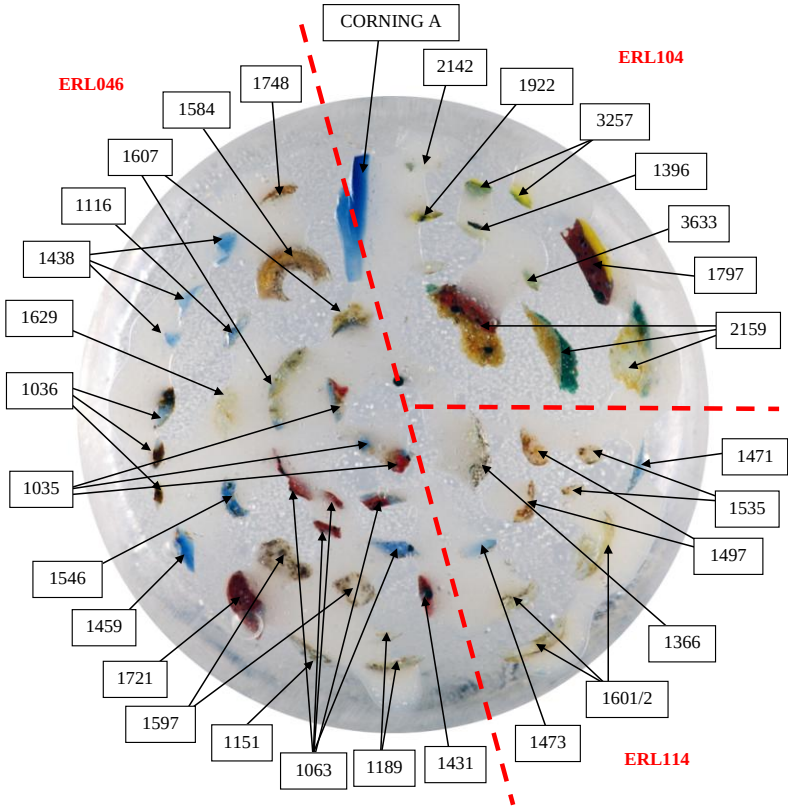

Figure E.14 – Sample Block 18 showing samples from cemetery ERL 046, ERL 104 and ERL 114 labelled with small finds numbers.

APPENDIX F

Digitised X-Rays of the Glass Beads from Eriswell

The following images are digitised wet-plate x-radiographs of the opaque and semi-opaque glass beads from the Eriswell assemblage (not to scale). They have been digitally enhanced and edited using Adobe Photoshop. The left-hand side of each image shows the original ‘negative’ image of each bead, whereas the right-hand side shows the inversed ‘positive’ version of the same image. All x-radiographs were obtained at 90kv for 2.5 minutes using a Faxitron 43805 x-ray machine. The radiographs presented here, whilst not a complete record of the Eriswell bead assemblage, are ordered by grave number (Grave 03 through to Grave 450) and small finds (SF) number within these images for ease of reference. Graves 03-49 correspond to cemetery ERL 046, Graves 107-367 to cemetery ERL 104, and Graves 413-450 to cemetery ERL 114.

Figure F.1 – Digitised x-radiograph of glass beads from Grave 03, cemetery ERL 046, Eriswell.



Figure F.2 – Digitised x-radiograph of glass beads from Grave 05, cemetery ERL 046, Eriswell.

Figure F.3 – Digitised x-radiograph of glass beads from Grave 08, cemetery ERL 046, Eriswell.



Figure F.4 – Digitised x-radiograph of glass beads from Grave 15, cemetery ERL 046, Eriswell.



Figure F.5 – Digitised x-radiograph of glass beads from Grave 18, cemetery ERL 046, Eriswell.



Figure F.6 – Digitised x-radiograph of glass beads from Grave 25, cemetery ERL 046, Eriswell.



Figure F.7 – Digitised x-radiograph of glass beads from Grave 38, cemetery ERL 046, Eriswell.



Figure F.8 – Digitised x-radiograph of glass beads from Grave 42, cemetery ERL 046, Eriswell.



Figure F.9 – Digitised x-radiograph of glass beads from Grave 43, cemetery ERL 046, Eriswell.



Figure F.10 – Digitised x-radiograph of glass beads from Grave 44, cemetery ERL 046, Eriswell.



Figure F.11 – Digitised x-radiograph of glass beads from Grave 46, cemetery ERL 046, Eriswell.



Figure F.12 – Digitised x-radiograph of glass beads from Grave 107, cemetery ERL 104, Eriswell.



Figure F.13 – Digitised x-radiograph of glass beads from Grave 107, cemetery ERL 104, Eriswell.



Figure F.14 – Digitised x-radiograph of glass beads from Grave 109, cemetery ERL 104, Eriswell.



Figure F.15 – Digitised x-radiograph of glass beads from Grave 112, cemetery ERL 104, Eriswell.



Figure F.16 – Digitised x-radiograph of glass beads from Grave 116, cemetery ERL 104, Eriswell.



Figure F.17 – Digitised x-radiograph of glass beads from Grave 132, cemetery ERL 104, Eriswell.



Figure F.18 – Digitised x-radiograph of glass beads from Grave 136, cemetery ERL 104, Eriswell.



Figure F.19 – Digitised x-radiograph of glass beads from Grave 144, cemetery ERL 104, Eriswell.



Figure F.20 – Digitised x-radiograph of glass beads from Grave 144, cemetery ERL 104, Eriswell.



Figure F.21 – Digitised x-radiograph of glass beads from Grave 148, cemetery ERL 104, Eriswell.



Figure F.22 – Digitised x-radiograph of glass beads from Grave 166, cemetery ERL 104, Eriswell.

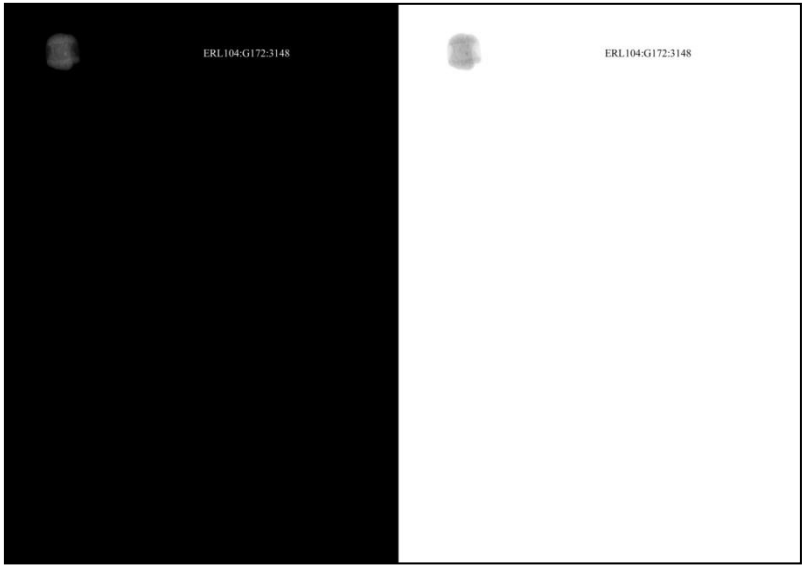

Figure F.23 – Digitised x-radiograph of glass beads from Grave 172, cemetery ERL 104, Eriswell.



Figure F.24 – Digitised x-radiograph of glass beads from Grave 176, cemetery ERL 104, Eriswell.



Figure F.25 – Digitised x-radiograph of glass beads from Grave 182, cemetery ERL 104, Eriswell.



Figure F.26 – Digitised x-radiograph of glass beads from Grave 193, cemetery ERL 104, Eriswell.



Figure F.27 – Digitised x-radiograph of glass beads from Grave 195, cemetery ERL 104, Eriswell.



Figure F.28 – Digitised x-radiograph of glass beads from Grave 210, cemetery ERL 104, Eriswell.



Figure F.29 – Digitised x-radiograph of glass beads from Grave 218, cemetery ERL 104, Eriswell.



Figure F.30 – Digitised x-radiograph of glass beads from Grave 232, cemetery ERL 104, Eriswell.



Figure F.31 – Digitised x-radiograph of glass beads from Grave 237, cemetery ERL 104, Eriswell.



Figure F.32 – Digitised x-radiograph of glass beads from Grave 242, cemetery ERL 104, Eriswell.



Figure F.33 – Digitised x-radiograph of glass beads from Grave 242, cemetery ERL 104, Eriswell.



Figure F.34 – Digitised x-radiograph of glass beads from Grave 242, cemetery ERL 104, Eriswell.



Figure F.35 – Digitised x-radiograph of glass beads from Grave 242, cemetery ERL 104, Eriswell.



Figure F.36 – Digitised x-radiograph of glass beads from Grave 242, cemetery ERL 104, Eriswell.



Figure F.37 – Digitised x-radiograph of glass beads from Grave 243, cemetery ERL 104, Eriswell.



Figure F.38 – Digitised x-radiograph of glass beads from Grave 244, cemetery ERL 104, Eriswell.



Figure F.39 – Digitised x-radiograph of glass beads from Grave 252, cemetery ERL 104, Eriswell.



Figure F.40 – Digitised x-radiograph of glass beads from Grave 262, cemetery ERL 104, Eriswell.



Figure F.41 – Digitised x-radiograph of glass beads from Grave 263, cemetery ERL 104, Eriswell.



Figure F.42 – Digitised x-radiograph of glass beads from Grave 266, cemetery ERL 104, Eriswell.



Figure F.43 – Digitised x-radiograph of glass beads from Grave 268, cemetery ERL 104, Eriswell.



Figure F.44 – Digitised x-radiograph of glass beads from Grave 273, cemetery ERL 104, Eriswell.



Figure F.45 – Digitised x-radiograph of glass beads from Grave 281, cemetery ERL 104, Eriswell.



Figure F.46 – Digitised x-radiograph of glass beads from Grave 290, cemetery ERL 104, Eriswell.

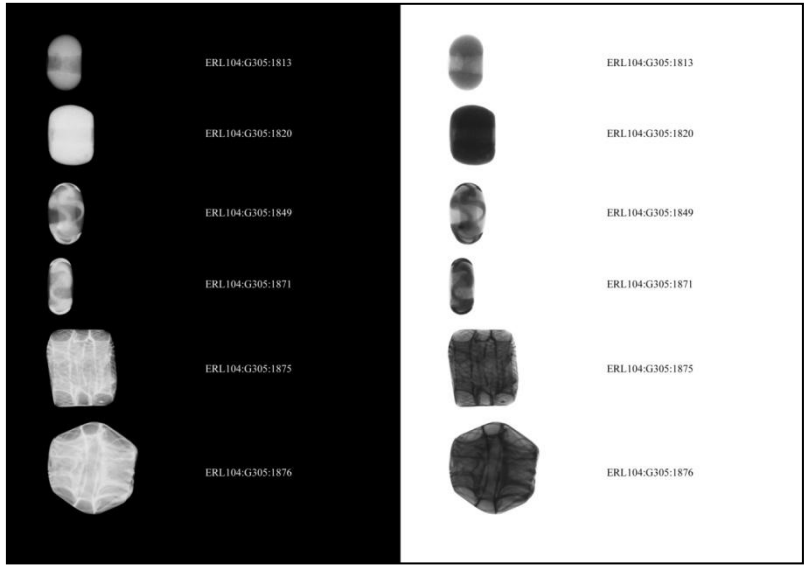

Figure F.47 – Digitised x-radiograph of glass beads from Grave 305, cemetery ERL 104, Eriswell.



Figure F.48 – Digitised x-radiograph of glass beads from Grave 309, cemetery ERL 104, Eriswell.



Figure F.49 – Digitised x-radiograph of glass beads from Grave 315, cemetery ERL 104, Eriswell.



Figure F.50 – Digitised x-radiograph of glass beads from Grave 336, cemetery ERL 104, Eriswell.



Figure F.51 – Digitised x-radiograph of glass beads from Grave 343, cemetery ERL 104, Eriswell.



Figure F.52 – Digitised x-radiograph of glass beads from Grave 344, cemetery ERL 104, Eriswell.



Figure F.53 – Digitised x-radiograph of glass beads from Grave 350, cemetery ERL 104, Eriswell.



Figure F.54 – Digitised x-radiograph of glass beads from Grave 352, cemetery ERL 104, Eriswell.



Figure F.55 – Digitised x-radiograph of glass beads from Grave 353, cemetery ERL 104, Eriswell.



Figure F.56 – Digitised x-radiograph of glass beads from Grave 362, cemetery ERL 104, Eriswell.



Figure F.57 – Digitised x-radiograph of glass beads from Grave 363, cemetery ERL 104, Eriswell.

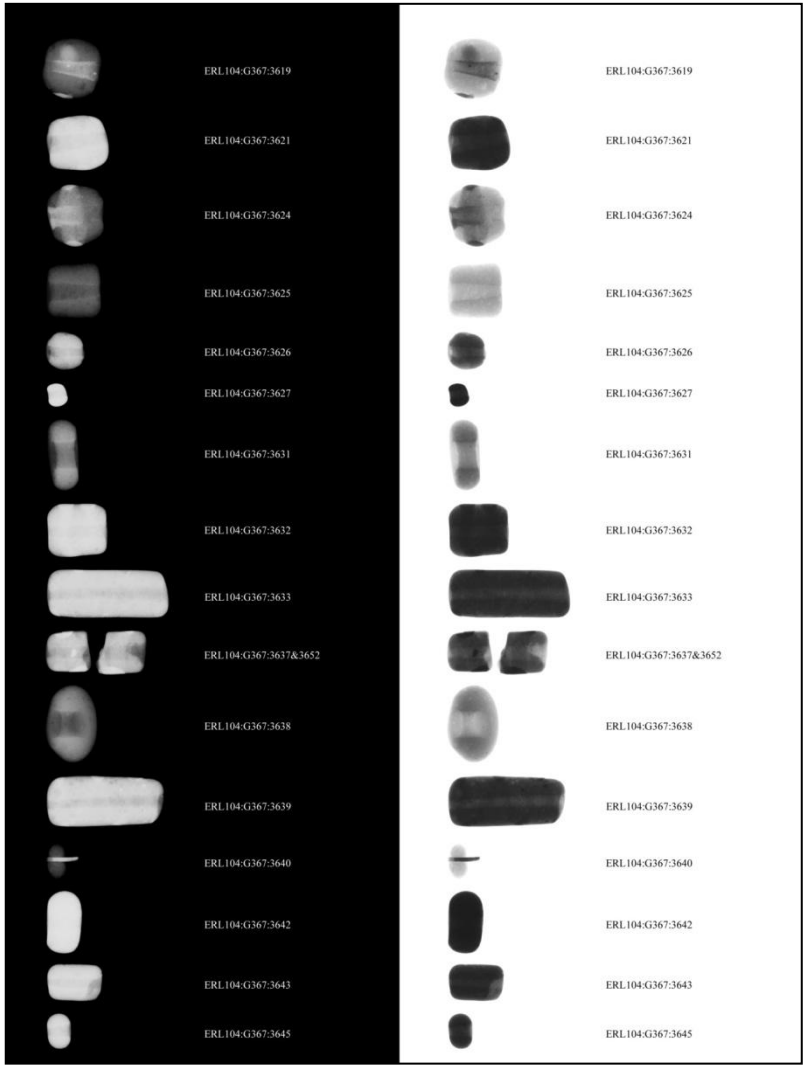

Figure F.58 – Digitised x-radiograph of glass beads from Grave 367, cemetery ERL 104, Eriswell.



Figure F.59 – Digitised x-radiograph of glass beads from Grave 367, cemetery ERL 104, Eriswell.



Figure F.60 – Digitised x-radiograph of glass beads from Grave 413, cemetery ERL 104, Eriswell.

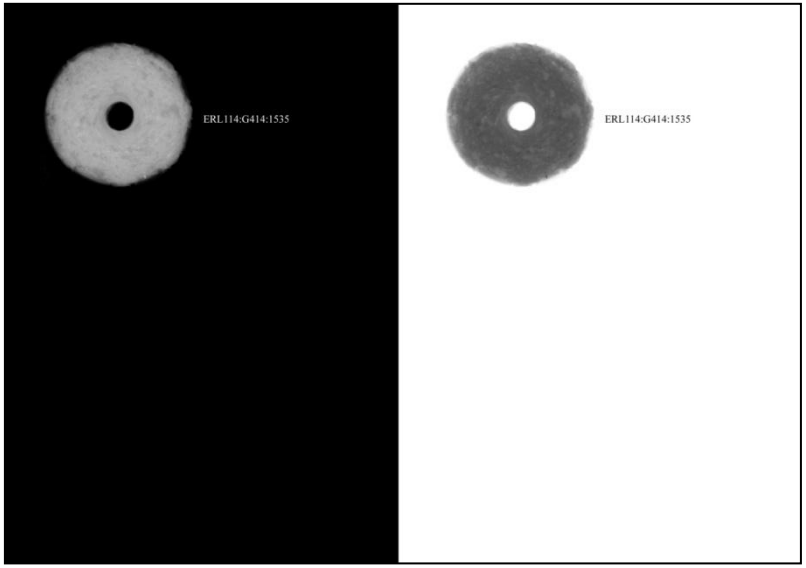

Figure F.61 – Digitised x-radiograph of glass beads from Grave 414, cemetery ERL 104, Eriswell.



Figure F.62 – Digitised x-radiograph of glass beads from Grave 422, cemetery ERL 104, Eriswell.



Figure F.63 – Digitised x-radiograph of glass beads from Grave 447, cemetery ERL 104, Eriswell.

Figure F.64 – Digitised x-radiograph of glass beads from Grave 450, cemetery ERL 104, Eriswell.

APPENDIX G

Eriswell Compositional Analyses

The following tables detail the raw compositional data for the glass beads sampled from Eriswell, obtained by SEM-EDS (Table G.1) and LA-ICP-MS (Tables G.3-G.5). Also shown are the reduced SEM-EDS data, with assumed vales for iron and alumina highlighted in red (Table G.2).

Table G.1 – Raw SEM-EDS data for the glass beads from Eriswell, ordered numerically by grave and small finds number.

Bead Number	*Base Glass Composition*	*Colour*	*Form*	*Oxide (wt %)*																		
				Na_2O	*MgO*	*Al_2O_3*	*SiO_2*	*P_2O_5*	*SO_3*	*Cl*	*K_2O*	*CaO*	*TiO_2*	*MnO*	*Fe_2O_3*	*CoO*	*CuO*	*ZnO*	*SnO_2*	*Sb_2O_3*	*BaO*	*PbO*
ERL046:G03:1226	Saxon I (natron)	tr. Blue	body	17.94	1.07	2.51	63.46	0.11	0.32	0.90	0.74	8.06	0.12	1.39	1.59	0.18	0.27	0.06	0.21	0.15	0.13	0.82
ERL046:G03:1232	Saxon I (natron)	tr. Green (Fe)	body	18.98	1.04	2.09	64.95	0.10	0.38	1.02	0.60	7.95	0.18	1.62	0.97	-0.03	0.04	0.10	0.03	0.05	0.00	-0.08
ERL046:G03:1271	Roman	op. Red	body	12.59	0.63	2.57	55.32	0.23	0.31	0.94	0.64	5.58	0.13	0.44	4.35	-0.05	1.91	0.01	0.11	0.05	0.03	14.18
ERL046:G03:1271	Saxon I (blue)	tr. Blue	decoration	19.88	0.78	2.23	65.08	0.10	0.60	0.95	0.61	6.91	0.25	0.36	1.56	0.11	0.26	-0.10	0.13	0.16	-0.05	0.21
ERL046:G03:1276	Roman	tr. Blue-green	decoration	18.22	0.74	2.29	67.26	0.11	0.38	0.89	0.72	7.06	0.13	0.93	0.91	0.00	-0.04	0.04	0.16	0.17	0.10	-0.12
ERL046:G03:1276	Roman	op. Red	body	14.10	0.60	2.56	59.18	0.30	0.38	0.80	0.93	6.14	0.06	0.51	6.01	0.00	1.12	0.02	0.31	0.10	0.10	6.72
ERL046:G03:1279	Roman	op. Yellow	body	11.27	0.50	2.46	47.09	0.10	0.40	0.76	0.59	4.38	0.17	0.45	0.84	0.04	0.01	0.02	2.72	0.10	0.01	28.15
ERL046:G03:1279	Roman	tr. Green (Cu)	decoration	13.61	0.61	2.63	57.45	0.14	0.28	0.85	0.71	5.38	0.14	0.61	1.00	0.03	3.98	0.02	0.19	0.12	0.03	12.19
ERL046:G03:1289	Roman	op. Blue-green	body	12.60	0.43	2.51	51.55	0.17	0.46	0.79	0.54	4.66	0.16	0.14	1.17	-0.03	4.19	-0.01	0.20	0.35	0.00	20.08
ERL046:G03:1303	Roman	op. Yellow	body	13.27	0.43	2.52	52.24	0.09	0.15	0.82	0.51	4.72	0.18	0.23	1.12	0.00	0.18	0.07	1.05	0.47	-0.01	21.91
ERL046:G03:1303	Roman	op. Red	decoration	13.86	0.41	2.55	57.06	0.21	0.21	0.78	0.72	5.06	0.09	0.29	5.54	0.01	2.11	0.02	0.19	0.14	0.01	10.65
ERL046:G03:1322	Roman	op. White (bubble opacified)	body	17.24	0.63	2.36	68.73	0.15	0.31	1.03	0.66	7.19	0.07	0.61	0.78	-0.01	0.01	0.02	0.14	0.11	0.06	-0.10
ERL046:G03:1322	Roman	op. Red	decoration	13.63	0.42	2.32	56.95	0.21	0.37	0.78	0.74	5.16	0.10	0.34	5.61	0.07	2.04	0.08	0.27	0.44	0.09	10.22
ERL046:G03:1322	Saxon I (blue)	tr. Blue	decoration	19.79	0.86	2.36	64.93	0.11	0.60	0.90	0.63	7.19	0.24	0.32	1.75	0.09	0.08	-0.01	0.09	-0.02	-0.02	0.09
ERL046:G03:1325	Roman	op. Blue-green	body	12.60	0.41	2.43	52.36	0.15	0.30	0.80	0.51	4.68	0.09	0.18	1.10	-0.08	4.25	-0.01	0.24	0.24	0.04	19.82
ERL046:G05:1403	Roman	op. Green	body	14.65	0.46	2.31	58.58	0.15	0.27	0.91	0.61	5.49	0.15	0.28	0.89	0.02	1.15	0.05	0.62	0.26	0.00	13.07
ERL046:G05:1411	Saxon I (blue)	tr. Blue	body	20.19	0.77	2.05	64.63	0.08	0.61	1.17	0.56	6.61	0.11	0.08	1.61	0.10	0.21	0.05	0.26	0.16	0.04	0.68
ERL046:G05:1429	Saxon I (natron)	Light	body	19.27	1.23	2.43	64.79	0.21	0.46	0.74	0.64	7.78	0.20	1.35	0.93	-0.03	0.11	0.02	-0.09	-0.01	0.07	-0.11
ERL046:G05:1431	Levantine I	op. Red	body	10.43	0.38	2.42	54.08	0.22	0.21	0.86	0.62	6.38	0.06	0.21	2.39	0.00	2.62	-0.02	0.52	0.03	-0.06	18.64
ERL046:G05:1432	Saxon I (natron)	tr. Pink-brown	body	20.16	0.66	2.15	65.59	0.12	0.55	0.95	0.61	6.70	0.26	1.47	0.83	-0.01	0.15	0.02	-0.01	-0.27	0.06	0.07
ERL046:G05:1436	Roman	op. Blue	body	17.09	0.63	2.36	66.79	0.16	0.39	0.97	0.72	7.02	0.12	0.50	1.22	0.06	0.44	0.07	0.13	0.71	0.03	0.46
ERL046:G05:1438	Saxon I (blue)	tr. Blue	body	18.40	0.85	2.22	67.89	0.15	0.44	0.89	0.48	7.84	0.09	0.12	1.16	0.08	0.17	0.01	-0.16	-0.66	0.05	-0.06
ERL046:G05:1459	Saxon I (blue)	tr. Blue	body	19.50	0.77	2.01	65.35	0.12	0.42	1.14	0.59	6.70	0.08	0.13	1.74	0.17	0.36	-0.03	0.14	-0.12	0.07	0.79

Table G.1 – *(continued).*

Bead Number	*Base Glass Composition*	*Colour*	*Form*	*Oxide (wt %)*																		
				Na_2O	*MgO*	*Al_2O_3*	*SiO_2*	*P_2O_5*	*SO_3*	*Cl*	*K_2O*	*CaO*	*TiO_2*	*MnO*	*Fe_2O_3*	*CoO*	*CuO*	*ZnO*	*SnO_2*	*Sb_2O_3*	*BaO*	*PbO*
ERL046:G05:1491	Roman	op. White (bubble opacified)	body	18.14	0.55	2.21	68.63	0.15	0.33	1.08	0.55	6.18	0.14	0.50	0.63	0.01	0.05	0.05	-0.01	0.51	-0.03	0.33
ERL046:G05:1508	Saxon I (blue)	tr. Blue	body	20.76	0.76	2.04	64.52	0.08	0.42	1.16	0.51	6.41	0.12	0.08	1.69	0.17	0.24	0.01	0.12	0.07	0.02	0.67
ERL046:G05:1516	Roman	op. White (bubble opacified)	body	18.16	0.57	2.08	68.61	0.15	0.35	1.15	0.59	6.16	0.06	0.42	0.58	0.01	0.03	0.04	0.20	0.45	0.04	0.20
ERL046:G08:1546	Saxon I (natron)	tr. Blue	body	17.40	1.04	2.46	64.78	0.16	0.45	0.91	0.75	7.98	0.11	1.34	1.86	0.12	0.01	0.01	0.04	0.01	0.01	0.41
ERL046:G08:1550	Saxon I (natron)	Light	body	17.15	1.25	2.60	64.87	0.13	0.41	0.95	0.66	8.40	0.15	2.32	1.05	0.02	-0.02	-0.01	0.04	0.02	0.11	-0.14
ERL046:G08:1555	Saxon I (natron)	Light	body	18.58	1.25	2.35	63.21	0.19	0.43	0.94	0.72	8.61	0.18	2.01	1.08	0.06	-0.02	0.00	0.11	0.09	0.14	-0.10
ERL046:G08:1571	Saxon I (natron)	tr. Blue	body	17.89	1.01	2.50	64.24	0.17	0.49	0.89	0.74	7.91	0.13	1.37	1.84	0.10	0.14	-0.03	0.01	-0.06	0.14	0.44
ERL046:G08:1584	Saxon I (natron)	Light	body	16.81	1.25	2.52	65.63	0.14	0.42	0.95	0.65	8.67	0.18	2.18	1.10	-0.02	0.03	0.00	-0.20	-0.48	0.04	0.01
ERL046:G08:1588	Saxon I (natron)	Light	body	17.36	1.23	2.57	64.50	0.14	0.40	1.00	0.65	8.39	0.19	2.33	1.06	0.06	-0.02	0.02	0.13	0.00	0.02	-0.10
ERL046:G08:1593	Roman	op. Red	body	14.03	0.51	2.38	58.30	0.23	0.25	0.81	0.78	5.30	0.10	0.29	4.31	0.03	2.45	0.15	0.28	0.34	0.03	9.39
ERL046:G08:1596	Roman	op. Yellow with green streaks	body	12.73	0.57	2.82	50.92	0.16	0.21	0.76	0.66	4.49	0.09	0.15	0.89	0.00	1.99	-0.02	0.87	0.26	0.00	22.56
ERL046:G08:1597	Roman	op. White (bubble opacified)	body	15.81	0.53	2.29	70.62	0.13	0.21	1.11	0.62	7.21	0.07	0.89	0.51	-0.01	-0.02	0.00	0.15	-0.02	-0.04	-0.09
ERL046:G08:1611	Roman	op. Green	body	14.88	0.53	2.35	59.86	0.17	0.36	1.00	0.58	5.66	0.10	0.27	0.83	0.10	2.54	0.07	0.27	0.17	0.03	10.20
ERL046:G08:1612	Roman	op. White (bubble opacified)	body	16.90	0.53	2.31	69.32	0.12	0.30	1.03	0.69	6.98	0.06	0.31	0.77	0.02	0.04	0.02	0.20	0.34	0.11	-0.10
ERL046:G08:1612	Saxon I (blue)	tr. Blue	decoration	18.53	0.75	2.28	66.77	0.07	0.43	0.97	0.67	7.21	0.16	0.64	1.12	0.02	0.09	0.08	0.06	0.03	-0.02	0.01
ERL046:G08:1629	Saxon I (natron)	Light	body	17.69	1.09	2.39	65.70	0.24	0.36	0.97	0.77	7.70	0.14	1.72	0.89	0.04	-0.01	0.00	0.17	0.03	0.02	-0.07
ERL046:G15:1740	Roman	Dark	body	17.45	0.69	2.35	65.32	0.17	0.31	0.86	0.73	6.75	0.14	0.82	2.27	0.03	0.19	0.06	0.23	0.16	0.05	1.33
ERL046:G15:1740	Saxon I (natron)	op. White (Sn opacified)	decoration	18.73	0.86	2.09	64.08	0.08	0.42	0.99	0.51	7.61	0.12	1.28	0.85	0.01	-0.01	0.04	2.34	0.02	0.08	-0.06
ERL046:G18:1786	Roman	op. Red	body	12.87	0.47	2.51	54.41	0.23	0.30	0.80	0.78	5.15	0.13	0.41	3.75	0.03	2.61	0.02	0.62	0.06	-0.04	14.81
ERL046:G18:1787	Roman	op. Yellow	body	13.57	0.48	2.23	56.90	0.14	0.26	0.97	0.50	5.72	0.02	0.31	0.52	-0.01	0.08	0.06	1.21	0.04	0.03	16.98

Table G.1 – *(continued).*

Bead Number	*Base Glass Composition*	*Colour*	*Form*	*Oxide (wt %)*																		
				Na_2O	*MgO*	*Al_2O_3*	*SiO_2*	*P_2O_5*	*SO_3*	*Cl*	*K_2O*	*CaO*	*TiO_2*	*MnO*	*Fe_2O_3*	*CoO*	*CuO*	*ZnO*	*SnO_2*	*Sb_2O_3*	*BaO*	*PbO*
ERL046:G18:1788	Roman	tr. Blue	decoration	18.67	0.53	2.19	65.79	0.10	0.44	1.01	0.64	6.05	0.10	0.58	1.92	0.12	0.19	0.01	0.22	0.31	0.08	1.00
ERL046:G18:1788	Roman	op. White (bubble opacified)	body	17.14	0.59	2.41	68.70	0.20	0.35	1.17	0.67	6.89	0.03	0.56	0.62	-0.02	0.12	-0.07	0.11	0.36	0.14	0.05
ERL046:G24:1189	Saxon I (natron)	Light	body	16.88	1.16	2.51	66.42	0.17	0.40	0.90	0.76	8.04	0.24	1.23	1.15	0.04	-0.06	0.06	0.05	0.01	0.04	-0.06
ERL046:G25:1652	Roman	op. Red	decoration	13.98	0.65	2.43	57.89	0.45	0.43	0.88	0.91	5.58	0.11	0.71	5.63	0.04	1.76	0.17	0.24	0.08	0.09	7.87
ERL046:G25:1652	Roman	op. Yellow	body	12.66	0.49	2.67	53.88	0.15	0.22	0.90	0.60	5.14	0.02	0.44	0.64	0.01	0.15	-0.02	1.18	0.10	0.08	20.85
ERL046:G25:1689	Roman	tr. Blue-green	body	17.30	0.70	2.38	68.76	0.14	0.37	1.00	0.79	6.87	0.07	0.50	0.72	-0.02	0.09	-0.01	0.06	0.21	0.05	-0.04
ERL046:G25:1691	Roman	op. Red	body	11.65	0.53	2.55	51.73	0.33	0.31	0.70	0.69	4.86	0.14	0.51	3.31	-0.01	4.17	0.13	0.82	0.06	0.05	17.47
ERL046:G25:1691	Roman	tr. Green (Fe)	decoration	18.35	0.82	2.26	63.92	0.10	0.48	1.02	0.67	6.12	0.15	0.98	2.00	0.01	0.45	-0.02	0.38	0.40	0.10	1.79
ERL046:G25:1691	Roman	op. Yellow	decoration	10.78	0.46	2.44	49.78	0.16	0.36	0.80	0.50	5.29	0.07	0.36	0.71	0.02	0.06	0.00	2.78	-0.01	-0.02	25.34
ERL046:G38:1033	Roman	op. Green	body	13.12	0.53	2.38	52.94	0.16	0.20	0.78	0.67	5.63	0.05	0.35	0.78	0.02	1.85	0.05	1.53	0.15	0.05	18.82
ERL046:G38:1035	Roman	op. White (bubble opacified)	body	17.01	0.55	2.11	69.70	0.12	0.37	1.13	0.60	6.91	0.09	0.44	0.55	0.00	0.07	0.02	0.08	0.28	0.00	-0.01
ERL046:G38:1035	Roman	op. Red	core	12.10	0.51	2.46	53.53	0.16	0.34	0.84	0.65	4.85	0.08	0.39	3.36	0.04	3.01	-0.05	0.42	0.18	-0.08	17.27
ERL046:G38:1035	Roman	tr. Blue	decoration	16.04	0.49	2.26	70.10	0.29	0.19	1.09	0.74	6.66	0.07	0.70	0.89	0.09	0.17	0.00	0.09	0.12	0.01	0.01
ERL046:G38:1036	Roman	op. Red	body	10.11	0.60	2.60	46.52	0.39	0.44	0.38	1.03	5.03	0.10	0.66	9.60	0.01	2.63	0.21	1.11	-0.02	0.05	18.38
ERL046:G38:1036	Saxon I (blue)	tr. Blue (high K)	decoration	16.38	0.86	2.41	66.54	0.30	0.52	0.82	1.52	7.94	0.19	0.54	1.41	0.08	0.17	0.00	0.16	-0.03	-0.01	0.17
ERL046:G38:1036	Saxon I (blue)	tr. Blue (low K)	decoration	17.61	0.84	2.44	66.51	0.21	0.51	0.84	0.68	7.59	0.24	0.57	1.41	0.03	0.20	0.04	0.18	-0.11	0.02	0.16
ERL046:G38:1046	Roman	op. Red	body	13.99	0.58	2.52	57.90	0.21	0.38	0.81	0.90	5.82	0.08	0.47	2.35	0.01	2.38	0.00	0.30	0.13	0.01	11.14
ERL046:G38:1048	Roman	op. Yellow	body	10.36	0.44	2.12	41.28	0.11	0.30	0.72	0.48	3.95	0.11	0.53	1.01	-0.02	0.09	-0.08	2.78	0.05	-0.07	35.91
ERL046:G38:1048	Roman	tr. Green (Cu)	decoration	14.54	0.50	2.43	58.67	0.18	0.35	0.86	0.69	5.72	0.07	0.25	0.80	0.01	2.72	0.08	0.38	0.33	0.03	11.41
ERL046:G38:1051	Roman	tr. Blue-green	body	17.60	0.45	2.29	68.65	0.18	0.22	1.25	0.50	7.34	0.11	0.56	0.44	-0.08	0.07	0.05	0.13	0.13	0.02	0.03
ERL046:G38:1053	Roman	op. Red	body	13.33	0.52	2.57	55.90	0.17	0.27	0.78	0.93	5.78	0.12	0.46	2.68	0.02	2.64	0.14	0.42	0.20	0.07	12.93
ERL046:G38:1053	Roman	op. Yellow	decoration	10.18	0.40	2.16	40.42	0.25	0.23	0.66	0.46	3.97	0.11	0.48	1.00	0.00	0.55	0.06	3.36	0.09	-0.07	35.61
ERL046:G38:1053	Roman	tr. Green (Cu)	decoration	14.42	0.52	2.41	58.97	0.18	0.48	0.85	0.69	5.79	0.11	0.30	0.82	0.01	2.61	0.12	0.30	0.29	0.01	11.10

Table G.1 – *(continued).*

Bead Number	*Base Glass Composition*	*Colour*	*Form*	*Oxide (wt %)*																		
				Na_2O	*MgO*	*Al_2O_3*	*SiO_2*	*P_2O_5*	*SO_3*	*Cl*	*K_2O*	*CaO*	*TiO_2*	*MnO*	*Fe_2O_3*	*CoO*	*CuO*	*ZnO*	*SnO_2*	*Sb_2O_3*	*BaO*	*PbO*
ERL046:G38:1063	Roman	op. Red	body	12.22	0.54	2.51	54.82	0.18	0.44	0.78	0.81	5.22	0.10	0.46	4.20	-0.05	2.11	0.01	0.66	0.37	0.01	14.56
ERL046:G38:1063	Roman	op. Blue	decoration	16.28	0.46	2.37	70.22	0.12	0.22	1.12	0.60	5.76	0.08	0.83	0.93	0.14	0.14	0.02	0.18	0.37	0.09	0.15
ERL046:G38:1067	Roman	op. White (bubble opacified)	body	17.08	0.56	2.14	69.38	0.26	0.35	1.11	0.59	6.76	0.09	0.44	0.57	0.03	0.09	-0.06	0.18	0.45	0.05	-0.09
ERL046:G38:1067	Roman	tr. Blue	decoration	16.76	0.51	2.49	69.78	0.14	0.16	1.07	0.64	6.51	0.01	0.71	0.86	0.08	0.09	0.00	0.05	0.06	0.07	0.02
ERL046:G38:1151	Roman	tr. Blue-green	body	17.14	0.53	2.49	67.45	0.21	0.24	1.31	0.73	8.58	0.10	0.92	0.37	-0.07	-0.01	0.03	0.18	-0.11	-0.07	0.01
ERL046:G38:1154	Roman	op. Yellow	body	10.30	0.38	2.17	43.27	0.20	0.26	0.78	0.55	4.43	0.08	0.25	0.74	-0.03	0.09	0.05	3.09	0.03	-0.08	33.26
ERL046:G42:1075	Roman	tr. Blue-green	body	17.20	0.61	2.44	68.76	0.16	0.35	0.93	0.68	6.88	0.07	0.43	0.78	-0.02	0.06	-0.04	0.01	0.39	0.05	0.17
ERL046:G42:1077	Roman	tr. Blue-green	body	17.45	0.58	2.37	68.98	0.17	0.24	0.94	0.76	6.71	0.11	0.47	0.70	-0.02	0.03	0.05	0.12	0.25	0.08	0.00
ERL046:G42:1116	Roman	tr. Blue	body	15.99	0.54	2.27	66.74	0.24	0.42	0.72	0.67	6.82	0.10	0.56	1.15	0.09	0.28	0.06	0.05	2.52	0.03	0.65
ERL046:G42:1118	Saxon I (natron)	tr. Pink-brown	body	20.24	0.66	1.99	63.49	0.12	0.58	1.13	0.54	8.04	0.13	1.73	1.00	-0.02	-0.01	0.04	0.03	0.17	0.00	0.01
ERL046:G42:1142	Roman	op. White (Sn opacified)	decoration	18.59	0.44	1.81	66.62	0.07	0.39	1.09	0.55	5.61	0.08	0.27	1.11	0.01	0.01	0.01	2.27	0.46	0.01	0.53
ERL046:G42:1142	Roman	tr. Blue-green	body	17.90	0.59	2.27	69.09	0.14	0.23	0.96	0.66	6.12	0.11	0.27	0.97	-0.04	0.03	0.03	0.16	0.49	0.06	-0.12
ERL046:G43:1721	Roman	op. Red	body	11.83	0.59	2.39	50.80	0.11	0.46	0.82	0.85	4.70	0.14	0.51	3.56	0.03	1.08	0.01	0.87	-0.06	0.00	21.37
ERL046:G43:1726	Roman	tr. Green (Fe)	decoration	18.25	0.88	2.22	63.79	0.11	0.51	1.05	0.65	6.17	0.23	0.88	2.06	-0.01	0.48	0.00	0.38	0.51	-0.05	1.91
ERL046:G43:1726	Roman	op. Red	body	12.72	0.55	2.44	53.65	0.19	0.50	0.66	0.72	5.07	0.15	0.60	3.92	0.07	3.59	-0.04	0.47	0.06	-0.01	14.67
ERL046:G43:1726	Roman	op. Yellow	decoration	10.76	0.51	2.39	50.01	0.16	0.39	0.85	0.50	5.61	0.10	0.43	0.74	0.02	0.05	0.01	2.20	0.12	-0.01	25.04
ERL046:G43:1748	Saxon I (natron)	Light	body	18.18	0.96	2.23	66.24	0.26	0.48	0.91	0.70	7.78	0.11	1.20	0.85	0.01	0.00	0.01	0.05	0.02	0.07	-0.11
ERL046:G44:1004	Roman	tr. Blue	body	16.14	0.47	2.28	67.70	0.16	0.43	0.84	0.60	7.12	0.16	0.62	1.03	0.07	0.14	-0.06	-0.12	2.12	-0.01	0.35
ERL046:G44:1015	Saxon I (natron)	tr. Blue	body	18.06	0.98	2.38	63.78	0.11	0.71	0.89	0.76	7.90	0.11	1.09	1.50	0.12	0.29	0.06	0.15	0.15	0.16	0.73
ERL046:G49:1776/4	Roman	op. Yellow	body	11.47	0.44	2.67	50.66	0.16	0.32	0.82	0.55	4.91	0.08	0.24	0.91	-0.01	0.02	0.02	1.97	0.26	0.10	24.48
ERL104:G107:1103	Saxon II (high MgO, MnO)	op. Orange	body	13.87	1.65	2.32	53.24	0.36	0.34	0.52	1.16	7.15	0.12	1.68	1.49	0.02	15.18	0.03	0.13	0.04	0.08	0.45

Table G.1 – *(continued).*

Bead Number	*Base Glass Composition*	*Colour*	*Form*	*Oxide (wt %)*																		
				Na_2O	*MgO*	*Al_2O_3*	*SiO_2*	*P_2O_5*	*SO_3*	*Cl*	*K_2O*	*CaO*	*TiO_2*	*MnO*	*Fe_2O_3*	*CoO*	*CuO*	*ZnO*	*SnO_2*	*Sb_2O_3*	*BaO*	*PbO*
ERL104:G107:1105	Saxon II (high MgO, low MnO)	op. Orange	body	13.06	0.91	2.14	53.56	0.23	0.16	0.72	0.81	6.48	0.13	0.18	0.71	0.01	20.51	0.01	0.17	0.01	0.00	0.03
ERL104:G107:1123	Saxon II (high MgO, MnO)	op. White (Sn opacified)	decoration	13.71	1.86	2.26	56.55	0.47	0.40	0.60	1.65	7.66	0.19	1.92	1.68	0.06	-0.01	-0.08	6.29	0.10	0.10	4.59
ERL104:G107:1123	Levantine I	op. Red	body	14.37	0.60	2.71	62.71	0.16	0.18	0.85	0.59	8.31	0.09	0.02	5.16	0.07	2.11	0.61	0.15	0.01	0.05	1.27
ERL104:G107:1125	Levantine I	op. Red	body	11.06	0.44	2.75	60.39	0.19	0.17	0.74	0.74	6.26	0.09	0.05	2.87	0.07	1.35	0.59	1.37	-0.21	0.05	10.89
ERL104:G107:1125	Levantine I	op. Yellow	decoration	5.82	0.31	2.20	33.75	0.22	0.28	0.49	0.46	3.37	0.07	0.03	0.73	0.00	0.01	-0.08	5.58	-0.11	0.11	46.43
ERL104:G107:1127	Levantine I	op. Red	body	13.55	0.61	2.72	63.92	0.18	0.13	0.94	0.62	7.70	0.13	0.03	3.83	0.02	2.58	0.73	0.15	0.08	0.00	2.06
ERL104:G107:1128	Saxon II (natron)	op. White (Sn opacified)	body	15.52	1.31	2.46	59.86	0.29	0.29	0.67	1.24	7.87	0.14	1.22	1.18	0.02	0.00	-0.07	6.54	-0.10	0.05	1.42
ERL104:G107:1128	Saxon II (high MgO, low MnO)	tr. Turquoise	decoration	15.62	1.12	2.35	63.63	0.29	0.28	0.84	1.15	7.28	0.14	0.72	1.20	0.02	2.56	0.19	0.20	0.08	0.02	2.17
ERL104:G107:1132	Saxon II (high MgO, MnO)	op. Red	body	13.29	1.41	1.98	48.80	0.37	0.68	0.51	1.12	6.46	0.20	1.35	3.76	0.00	1.74	0.57	1.98	0.14	0.01	15.53
ERL104:G107:1137	Saxon II (natron)	op. White (Sn opacified)	body	16.18	1.40	2.36	62.31	0.28	0.31	0.67	1.01	7.47	0.06	1.05	1.18	-0.03	0.15	0.00	3.24	0.09	0.17	2.05
ERL104:G107:1141	Saxon II (high MgO, MnO)	op. Red	body	12.86	1.49	2.13	51.65	0.49	0.44	0.47	1.40	7.39	0.15	1.50	6.11	0.01	1.89	0.49	1.61	-0.03	0.05	9.89
ERL104:G107:1141	Saxon II (high MgO, MnO)	op. White (Sn opacified)	decoration	16.06	1.69	2.12	57.35	0.44	0.54	0.50	1.34	8.18	0.14	1.54	1.84	0.03	0.27	-0.05	4.46	-0.09	0.08	3.43
ERL104:G107:1142	Saxon II (natron)	op. White (Sn opacified)	body	16.59	1.29	2.36	62.44	0.26	0.34	0.68	1.02	7.63	0.11	1.00	1.18	0.06	0.19	0.09	2.65	0.03	0.10	1.97
ERL104:G107:1145	Saxon II (high MgO, MnO)	op. White (Sn opacified)	body	16.22	1.74	2.08	57.67	0.36	0.50	0.54	1.32	8.32	0.16	1.56	1.71	0.01	0.26	0.06	3.77	0.27	0.01	3.43
ERL104:G107:1145	Levantine I	tr. Turquoise	decoration	15.07	0.90	2.72	63.95	0.30	0.18	0.91	0.84	8.01	0.10	0.38	0.86	0.00	1.95	0.67	0.16	0.17	0.02	2.76

Table G.1 – *(continued).*

Bead Number	*Base Glass Composition*	*Colour*	*Form*	*Oxide (wt %)*																		
				Na_2O	*MgO*	*Al_2O_3*	*SiO_2*	*P_2O_5*	*SO_3*	*Cl*	*K_2O*	*CaO*	*TiO_2*	*MnO*	*Fe_2O_3*	*CoO*	*CuO*	*ZnO*	*SnO_2*	*Sb_2O_3*	*BaO*	*PbO*
ERL104:G109:1100	Saxon II (natron)	op. White (Sn opacified)	body	17.34	1.14	2.37	58.43	0.20	0.43	0.81	0.74	6.92	0.12	1.22	1.84	0.00	-0.01	0.12	6.11	-0.04	0.07	2.04
ERL104:G109:1100	Saxon II (natron)	op. Red	decoration	18.97	1.13	2.37	58.53	0.22	0.54	0.96	0.75	6.26	0.11	1.28	3.82	0.02	1.04	0.24	0.57	-0.16	0.11	3.12
ERL104:G109:1100	Saxon I (blue)	tr. Blue	decoration	20.08	1.09	2.52	62.79	0.20	0.61	0.96	0.76	7.44	0.15	0.46	1.69	0.08	0.26	0.07	0.04	-0.05	0.09	0.61
ERL104:G112:1023	Levantine I	op. Turquoise	body	13.83	0.73	2.90	65.72	0.18	0.09	0.88	0.58	7.36	0.14	0.06	0.74	-0.03	2.10	0.82	1.19	-0.08	-0.03	2.65
ERL104:G112:1025/1	Saxon II (natron)	op. Red	body	16.00	1.12	2.62	61.65	0.20	0.32	0.74	0.93	6.87	0.14	1.64	5.02	-0.03	1.29	0.04	0.19	0.03	0.10	0.93
ERL104:G116:3481/1	Saxon II (high MgO, low MnO)	op. Orange	body	14.58	1.25	1.92	55.77	0.17	0.21	0.77	0.94	7.74	0.10	0.19	0.86	0.02	15.32	-0.02	0.21	-0.02	0.04	0.05
ERL104:G116:3481/2	Saxon II (high MgO, low MnO)	op. Orange	body	14.58	1.21	2.06	55.86	0.22	0.18	0.69	0.93	7.80	0.11	0.14	0.88	0.02	15.22	-0.04	0.06	-0.08	-0.05	0.05
ERL104:G132:1090	Roman	tr. Blue-green	body	17.26	0.57	2.41	69.02	0.14	0.31	1.11	0.74	6.97	0.10	0.42	0.58	0.01	-0.02	0.09	0.02	0.34	-0.01	-0.07
ERL104:G132:1113	Saxon II (high MgO, low MnO)	op. White (Sn opacified)	body	16.03	1.41	1.89	59.94	0.24	0.32	0.75	1.14	7.48	0.12	0.84	0.86	0.04	0.06	0.07	5.30	0.01	0.05	3.38
ERL104:G132:1113	Saxon II (high MgO, low MnO)	tr. Green (Cu)	decoration	17.42	1.78	1.61	60.79	0.31	0.46	0.73	1.25	8.25	0.23	0.12	0.85	0.01	2.73	0.04	0.13	0.14	0.02	3.08
ERL104:G144:2559	Roman	Dark	body	17.94	0.57	1.96	61.63	0.17	0.52	0.85	0.59	6.17	0.05	1.01	7.89	0.06	0.25	0.01	0.18	0.07	0.08	-0.06
ERL104:G144:2567	Roman	op. Red	body	14.29	0.66	2.29	56.33	0.21	0.32	0.78	0.77	5.94	0.14	0.72	4.41	0.01	1.19	0.14	0.79	0.32	0.08	10.44
ERL104:G144:2567	Roman	op. Yellow	decoration	10.21	0.38	1.97	41.03	0.10	0.25	0.70	0.49	4.33	0.08	0.32	0.62	0.07	0.14	0.04	4.03	0.09	0.01	35.22
ERL104:G144:2567	Roman	tr. Green (Cu)	decoration	14.19	0.53	2.42	57.48	0.04	0.32	0.90	0.72	5.58	0.15	0.35	0.80	0.02	2.67	0.09	0.50	0.23	0.01	12.98
ERL104:G144:2568	Roman	tr. Blue-green	body	16.12	0.77	2.57	69.58	0.16	0.19	0.73	0.88	7.09	0.12	0.45	0.78	-0.04	0.25	0.10	-0.03	0.26	0.07	-0.02
ERL104:G144:2569	Roman	op. Red	decoration	13.17	0.56	2.42	51.04	0.17	0.44	0.77	0.61	4.48	0.16	0.64	3.24	0.03	2.05	0.33	0.28	0.15	0.07	19.42
ERL104:G144:2569	Roman	op. White (bubble opacified)	body	17.97	0.54	2.17	68.87	0.11	0.35	1.09	0.59	6.37	0.08	0.51	0.56	-0.02	0.12	0.05	0.14	0.43	0.03	-0.05
ERL104:G144:2569	Saxon I (blue)	tr. Blue	decoration	18.07	0.89	2.32	66.51	0.08	0.47	0.92	0.65	7.24	0.26	0.79	1.51	0.01	0.13	0.00	0.05	-0.02	-0.02	0.06
ERL104:G144:2571	Saxon I (blue)	tr. Blue	body	19.23	0.87	2.23	66.39	0.08	0.54	1.03	0.52	6.75	0.16	0.59	1.25	0.15	0.22	-0.06	-0.02	0.04	-0.02	0.02
ERL104:G144:2579	Roman	op. Red	body	13.92	0.50	2.36	57.80	0.16	0.30	0.88	0.69	5.48	0.11	0.51	3.08	-0.03	2.34	0.09	0.34	0.04	0.03	11.34

Table G.1 – *(continued).*

Bead Number	*Base Glass Composition*	*Colour*	*Form*	*Oxide (wt %)*																		
				Na_2O	*MgO*	*Al_2O_3*	*SiO_2*	*P_2O_5*	*SO_3*	*Cl*	*K_2O*	*CaO*	*TiO_2*	*MnO*	*Fe_2O_3*	*CoO*	*CuO*	*ZnO*	*SnO_2*	*Sb_2O_3*	*BaO*	*PbO*
ERL104:G144:2586	Roman	tr. Green (Fe)	decoration	19.63	0.48	2.16	67.51	0.11	0.51	0.92	0.63	6.46	0.12	0.83	0.62	-0.03	0.26	0.02	-0.04	-0.18	0.04	-0.07
ERL104:G144:2586	Roman	op. Yellow	body	11.14	0.49	2.39	45.41	0.15	0.26	0.70	0.57	4.57	0.18	0.53	0.91	0.03	0.39	-0.12	3.17	0.03	-0.08	29.20
ERL104:G144:2594	Roman	op. Yellow	decoration	13.98	0.67	2.41	55.56	0.20	0.42	0.77	0.65	6.28	0.19	0.90	1.02	-0.03	0.08	-0.03	1.29	0.20	-0.03	15.36
ERL104:G144:2594	HIMT	tr. Blue-green	body	19.26	0.95	2.34	65.91	0.03	0.33	1.09	0.66	6.49	0.31	1.56	1.15	0.01	-0.02	-0.02	-0.03	-0.08	-0.04	-0.03
ERL104:G144:2595	Roman	op. Yellow	decoration	14.01	0.70	2.43	55.04	0.12	0.44	0.74	0.67	6.17	0.18	0.87	1.18	0.06	0.09	0.01	1.18	0.20	0.01	15.74
ERL104:G144:2595	Roman	tr. Blue-green	body	19.83	0.80	2.16	67.11	0.07	0.33	1.17	0.58	6.00	0.08	1.02	0.66	0.04	0.10	-0.03	0.08	0.11	0.02	-0.01
ERL104:G144:2598	Roman	op. Green	body	13.89	0.54	2.26	55.15	0.13	0.37	0.81	0.62	5.35	0.11	0.57	0.88	-0.01	2.64	0.08	0.78	-0.03	0.00	15.91
ERL104:G144:2598	Roman	op. Yellow	decoration	12.15	0.55	2.14	47.40	0.09	0.34	0.75	0.53	4.80	0.07	0.53	0.89	0.00	0.15	0.04	2.63	-0.09	0.05	27.12
ERL104:G144:2598	Roman	op. Red	decoration	13.94	0.53	2.26	58.02	0.21	0.30	0.83	0.66	5.70	0.14	0.54	3.17	0.04	2.13	0.03	0.28	0.12	0.02	11.05
ERL104:G144:2599	Saxon II (high MgO, low MnO)	op. Red	body	10.98	0.69	2.52	43.86	0.04	0.30	0.66	0.79	4.06	0.12	0.50	2.72	-0.09	1.49	0.04	0.77	0.09	0.16	30.27
ERL104:G144:2604	Roman	op. Green	body	13.19	0.52	2.26	54.83	0.12	0.36	0.78	0.75	5.42	0.07	0.54	0.85	0.01	2.84	-0.07	1.03	0.23	0.06	16.38
ERL104:G144:2608	Saxon I (natron)	tr. Green (Fe)	body	20.14	0.78	2.28	65.31	0.09	0.55	0.91	0.46	7.62	0.15	0.94	0.75	-0.02	0.10	0.04	-0.05	-0.03	-0.04	0.00
ERL104:G148:2735	Roman	op. Red	body	13.67	0.57	2.41	56.58	0.21	0.31	0.84	0.70	5.35	0.13	0.46	4.24	0.03	2.60	0.10	0.40	0.15	-0.03	11.22
ERL104:G148:2738	Saxon I (blue)	tr. Blue	body	19.85	0.90	2.36	64.91	0.06	0.58	0.97	0.56	6.80	0.28	0.51	1.50	0.07	0.28	0.03	0.09	0.08	0.06	0.04
ERL104:G148:2739	Roman	op. White (bubble opacified)	body	18.16	0.49	2.25	68.90	0.14	0.41	1.13	0.62	6.00	0.11	0.44	0.65	-0.04	0.02	0.03	0.13	0.70	-0.03	-0.14
ERL104:G148:2739	Roman	op. Red	decoration	12.00	0.39	2.60	54.42	0.16	0.38	0.81	0.87	5.05	0.13	0.27	4.82	0.09	2.78	0.04	0.13	0.19	0.05	14.73
ERL104:G148:2739	Saxon I (blue)	tr. Blue	decoration	21.03	0.66	2.18	65.04	0.07	0.57	0.95	0.57	6.30	0.12	1.12	1.11	0.06	0.16	-0.02	0.09	-0.03	0.05	-0.11
ERL104:G148:2743	Roman	op. Red	body	13.33	0.48	2.40	51.38	0.10	0.44	0.79	0.66	5.16	0.12	0.66	3.97	0.01	1.94	0.11	1.45	0.14	0.10	16.74
ERL104:G155:3397	Saxon I (natron)	Light	body	19.17	1.10	2.53	64.69	0.14	0.43	1.03	0.70	7.45	0.19	1.42	0.96	-0.03	0.36	-0.14	0.04	0.02	0.00	-0.06
ERL104:G166:3415	Saxon I (natron)	tr. Blue	body	17.40	1.20	2.40	64.19	0.16	0.50	0.80	0.84	8.32	0.17	1.43	1.34	0.11	0.34	0.09	0.07	0.10	-0.01	0.62
ERL104:G166:3416	Saxon I (natron)	tr. Blue	body	16.63	1.17	2.56	63.09	0.33	0.38	0.85	0.79	8.20	0.20	1.46	1.93	0.13	0.42	0.01	0.12	0.16	0.00	1.43
ERL104:G166:3430	Saxon I (natron)	Light	body	19.10	1.11	2.46	64.56	0.20	0.47	0.92	0.72	7.93	0.19	1.21	0.95	0.05	0.01	-0.01	-0.07	0.04	0.03	-0.03
ERL104:G166:3437	Roman	tr. Blue	decoration	17.39	0.54	2.42	66.94	0.20	0.16	1.06	0.78	7.94	0.02	0.65	0.89	0.04	0.34	0.02	0.19	0.22	0.04	0.01

Table G.1 – *(continued).*

Bead Number	*Base Glass Composition*	*Colour*	*Form*	*Oxide (wt %)*																		
				Na_2O	*MgO*	*Al_2O_3*	*SiO_2*	*P_2O_5*	*SO_3*	*Cl*	*K_2O*	*CaO*	*TiO_2*	*MnO*	*Fe_2O_3*	*CoO*	*CuO*	*ZnO*	*SnO_2*	*Sb_2O_3*	*BaO*	*PbO*
ERL104:G166:3437	Roman	op. White (bubble opacified)	body	17.51	0.69	2.44	68.11	0.09	0.21	1.11	0.72	7.09	0.04	0.90	0.63	-0.01	0.21	-0.06	0.13	0.18	0.11	-0.10
ERL104:G166:3440	Roman	op. Red	body	12.83	0.58	2.42	53.37	0.18	0.44	0.83	0.70	5.38	0.14	0.62	4.49	0.06	1.56	0.09	1.01	0.08	0.03	15.29
ERL104:G166:3440	Roman	op. Yellow	decoration	12.05	0.56	1.98	44.35	0.12	0.09	0.86	0.46	4.39	0.12	0.71	0.72	0.00	0.33	0.04	4.07	-0.06	-0.06	29.18
ERL104:G166:3440	Roman	tr. Green (Cu)	decoration	11.91	0.55	2.59	50.24	0.13	0.39	0.77	0.57	4.77	0.05	0.28	1.07	0.02	3.40	0.21	0.58	0.11	0.03	22.30
ERL104:G172:3148	Saxon I (blue)	tr. Blue	body	18.99	0.81	2.25	65.60	0.27	0.59	1.05	0.56	7.18	0.21	0.87	1.20	0.10	0.22	0.03	-0.04	-0.06	-0.01	0.01
ERL104:G176:3050	Saxon I (natron)	Light	body	18.89	1.20	2.37	64.05	0.13	0.42	0.76	0.77	8.59	0.18	1.26	1.21	0.01	0.11	-0.05	0.02	0.15	-0.05	-0.12
ERL104:G182:3535	Roman	op. Yellow	body	12.67	0.53	2.23	50.54	0.12	0.32	0.80	0.61	4.85	0.10	0.26	0.95	0.03	0.09	0.01	1.71	0.26	-0.08	24.01
ERL104:G182:3535	Roman	op. Red	decoration	13.38	0.50	2.40	55.57	0.16	0.36	0.79	0.71	5.49	0.07	0.47	5.23	0.06	1.66	0.08	0.41	0.23	0.05	12.41
ERL104:G189:3485	Saxon I (natron)	Light	body	18.27	1.14	2.47	64.31	0.34	0.46	0.95	0.77	8.27	0.18	1.37	1.00	0.01	0.24	0.01	0.13	0.01	0.04	-0.04
ERL104:G193:1294	Saxon II (natron)	op. Orange	body	12.89	1.13	2.19	55.21	0.41	0.28	0.63	0.96	6.57	0.12	0.88	1.09	0.01	17.10	0.02	0.11	0.02	0.07	0.12
ERL104:G193:1295	Levantine I	op. White (Sn opacified)	body	14.65	0.56	2.76	65.53	0.12	0.29	0.91	0.65	6.98	0.11	0.04	0.56	0.05	0.33	-0.01	2.28	0.03	0.05	4.26
ERL104:G193:1295	Levantine I	tr. Turquoise	decoration	12.00	0.48	2.65	61.75	0.11	0.13	0.82	0.84	6.84	0.06	0.09	0.59	0.06	5.09	1.31	0.69	0.02	-0.03	6.37
ERL104:G193:1302	Saxon II (high MgO, low MnO)	op. Orange	body	16.17	0.91	1.95	51.80	0.20	0.49	0.81	0.53	5.11	0.20	0.13	1.10	0.02	20.01	-0.05	0.23	-0.01	-0.01	0.32
ERL104:G193:1303	Levantine I	op. Orange	body	11.51	0.74	2.74	54.45	0.07	0.08	0.81	0.45	6.23	0.06	0.07	0.71	-0.06	20.72	0.17	0.30	0.04	0.06	0.76
ERL104:G193:1310	Levantine I	op. Orange	body	11.95	0.76	2.69	54.06	0.17	0.17	0.81	0.43	6.29	0.11	-0.02	0.73	0.02	20.29	0.22	0.42	0.21	0.02	0.62
ERL104:G193:1311	Saxon II (high MgO, low MnO)	op. White (Sn opacified)	decoration	18.40	1.29	2.69	59.47	0.25	0.46	0.90	0.95	6.66	0.15	0.44	1.78	0.02	0.02	-0.05	4.05	-0.09	0.05	2.61
ERL104:G193:1311	Saxon II (high MgO, low MnO)	op. Red	body	16.13	1.70	2.81	57.58	0.67	0.47	0.69	2.38	8.28	0.17	0.62	4.18	0.01	1.16	0.34	0.64	-0.10	0.04	2.19
ERL104:G193:1312	Roman	op. White (Sn opacified)	body	16.32	0.64	2.25	64.50	0.14	0.27	0.97	0.67	6.50	0.10	0.52	0.77	0.01	0.11	0.01	4.21	0.15	-0.05	1.81
ERL104:G195:1345	Saxon II (natron)	op. Red	body	19.62	1.11	2.45	61.49	0.21	0.53	0.87	0.75	5.78	0.12	1.24	3.63	0.03	0.96	0.08	0.13	-0.08	0.07	1.01
ERL104:G195:1345	Saxon II (natron)	op. Yellow	decoration	11.74	0.72	2.13	39.08	0.14	0.32	0.67	0.53	3.74	0.14	0.90	1.19	-0.01	0.01	0.06	4.80	-0.13	0.00	33.95

Table G.1 – *(continued).*

Bead Number	*Base Glass Composition*	*Colour*	*Form*	*Oxide (wt %)*																		
				Na_2O	*MgO*	*Al_2O_3*	*SiO_2*	*P_2O_5*	*SO_3*	*Cl*	*K_2O*	*CaO*	*TiO_2*	*MnO*	*Fe_2O_3*	*CoO*	*CuO*	*ZnO*	*SnO_2*	*Sb_2O_3*	*BaO*	*PbO*
ERL104:G195:1346	Saxon II (natron)	op. Yellow	body	10.88	0.85	2.21	36.23	0.18	0.25	0.65	0.55	3.80	0.12	0.65	2.17	-0.03	0.11	0.04	4.55	-0.13	0.00	36.89
ERL104:G195:1346	Saxon II (high MgO, low MnO)	op. Red	decoration	18.22	1.09	2.63	60.41	0.15	0.37	0.87	0.80	5.78	0.12	0.75	4.16	0.04	0.81	0.15	0.89	0.17	0.03	2.57
ERL104:G195:1347	Roman	op. Blue	body	17.93	0.96	2.47	66.73	0.28	0.47	0.98	0.86	6.40	0.20	0.16	1.21	0.05	0.45	0.01	0.24	0.03	0.00	0.50
ERL104:G195:1350	Saxon II (high MgO, low MnO)	op. White (Sn opacified)	body	18.54	1.27	2.65	58.65	0.24	0.50	0.93	0.92	6.20	0.12	0.45	1.92	-0.03	-0.06	-0.02	4.77	0.13	0.06	2.75
ERL104:G195:1350	Saxon II (high MgO, low MnO)	tr. Blue	decoration	20.54	1.01	2.58	64.42	0.17	0.56	0.97	0.72	6.54	0.15	0.20	1.40	0.09	0.19	0.01	-0.05	-0.02	0.00	0.51
ERL104:G195:1352	Saxon II (natron)	op. White (Sn opacified)	body	18.60	1.02	2.27	60.09	0.16	0.47	0.90	0.74	6.41	0.17	1.28	1.74	0.05	0.08	0.08	2.91	0.07	0.06	2.71
ERL104:G195:1356	Saxon II (high MgO, low MnO)	op. Yellow	body	14.19	0.70	1.87	45.88	0.09	0.43	0.83	0.42	4.03	0.09	-0.03	0.77	-0.01	0.53	0.08	3.86	-0.03	-0.03	26.41
ERL104:G202:2731b/1	A2b Blue	tr. Blue	body	20.17	0.63	2.19	67.66	0.06	0.43	1.09	0.51	5.42	0.11	0.09	0.80	0.03	0.15	-0.01	0.04	0.23	0.07	0.30
ERL104:G202:2731b/2	A2b Blue	tr. Blue	body	20.32	0.84	2.10	67.54	0.11	0.43	1.08	0.53	5.95	0.10	0.11	0.78	0.00	0.06	-0.06	-0.19	-0.31	0.06	0.43
ERL104:G202:2731b/5	A2b Blue	tr. Blue	body	20.17	0.75	2.11	66.70	0.07	0.45	1.09	0.59	6.03	0.17	0.08	0.78	0.00	0.20	0.00	0.09	0.30	0.02	0.29
ERL104:G202:2731b/8	Saxon II (natron)	Dark	body	16.03	1.32	2.59	65.23	0.35	0.45	0.78	1.00	6.95	0.15	1.84	3.10	0.01	0.09	0.07	0.01	-0.12	0.09	-0.01
ERL104:G202:2731b/8	Saxon II (natron)	op. Yellow	decoration	9.68	0.79	2.24	40.88	0.14	0.36	0.57	0.51	4.19	0.16	1.02	0.82	0.03	0.18	0.01	4.46	-0.08	0.08	33.88
ERL104:G202:2731b/8	Saxon II (natron)	op. Red	decoration	15.37	1.31	2.55	62.61	0.32	0.39	0.74	0.99	6.62	0.18	1.74	3.41	0.04	1.49	0.19	0.26	0.10	0.02	1.51
ERL104:G202:2731b/8	Saxon II (natron)	tr. Colourless	decoration	15.92	1.35	2.59	65.06	0.32	0.42	0.78	1.10	6.98	0.16	1.84	3.11	0.07	0.05	-0.01	0.19	0.11	0.02	-0.08
ERL104:G202:3518/1	A2b Blue	tr. Blue	body	19.89	0.67	2.29	67.77	0.07	0.47	1.01	0.63	5.00	0.16	0.02	0.81	0.03	0.20	0.12	0.17	0.07	-0.01	0.56
ERL104:G202:3518/2	A2b Blue	tr. Blue	body	19.49	0.67	2.24	68.45	0.12	0.49	1.05	0.57	5.25	0.12	0.03	0.76	0.04	0.32	0.01	-0.04	-0.10	0.07	0.43
ERL104:G202:3518/3	A2b Blue	tr. Blue	body	20.13	0.70	2.14	67.93	0.11	0.49	1.08	0.53	5.37	0.15	0.11	0.74	0.10	0.21	-0.03	-0.04	-0.11	0.04	0.29
ERL104:G205:2685	Saxon I (natron)	Dark	body	16.10	0.96	2.30	58.20	0.18	0.49	0.82	0.70	7.70	0.14	1.26	10.71	0.03	0.24	0.03	-0.02	0.07	0.02	0.02
ERL104:G205:2691	Saxon I (blue)	tr. Blue	body	19.02	0.89	2.45	64.98	0.13	0.62	0.84	0.70	7.68	0.24	0.65	1.38	0.04	0.19	0.05	0.07	-0.15	0.00	0.15
ERL104:G205:2705	Saxon I (natron)	tr. Blue	body	17.39	1.16	2.52	61.92	0.17	0.37	0.84	0.78	8.19	0.17	1.40	2.34	0.17	0.52	0.06	0.13	0.08	0.00	1.66

Table G.1 – *(continued).*

Bead Number	*Base Glass Composition*	*Colour*	*Form*	*Oxide (wt %)*																		
				Na_2O	*MgO*	*Al_2O_3*	*SiO_2*	*P_2O_5*	*SO_3*	*Cl*	*K_2O*	*CaO*	*TiO_2*	*MnO*	*Fe_2O_3*	*CoO*	*CuO*	*ZnO*	*SnO_2*	*Sb_2O_3*	*BaO*	*PbO*
ERL104:G205:2708	Saxon I (natron)	tr. Green (Fe)	body	18.38	0.91	2.33	65.19	0.15	0.57	0.82	0.69	8.02	0.10	1.47	0.89	0.05	-0.03	0.00	0.16	0.26	0.15	-0.14
ERL104:G210:1569	Saxon II (natron)	op. White (Sn opacified)	decoration	15.43	1.38	2.19	58.49	0.32	0.44	0.56	1.22	7.31	0.13	1.13	1.22	0.03	0.04	0.02	6.08	0.02	0.01	3.90
ERL104:G210:1569	Saxon II (high MgO, low MnO)	tr. Blue-green	body	18.45	1.83	1.62	64.98	0.36	0.47	0.74	1.35	8.98	0.16	0.11	0.85	0.04	0.02	-0.01	0.06	-0.04	0.07	-0.09
ERL104:G213:2436	Saxon I (blue)	tr. Blue	body	18.72	0.80	2.16	65.35	0.23	0.59	0.76	0.73	7.22	0.13	0.93	1.44	0.05	0.37	0.03	0.11	0.07	0.07	0.09
ERL104:G213:2474	Roman	tr. Green (Fe) (dark)	decoration	15.73	0.48	2.12	54.93	0.03	0.41	0.74	0.62	5.42	0.08	0.93	5.60	0.04	0.89	-0.04	0.22	-0.01	0.06	11.63
ERL104:G213:2474	Roman	tr. Green (Cu) (light)	decoration	13.56	0.55	2.64	55.03	0.18	0.39	0.97	0.70	5.85	0.07	0.47	0.94	0.05	3.19	-0.06	0.08	0.08	0.04	15.17
ERL104:G213:2474	Roman	op. White (bubble opacified)	body	16.79	0.57	2.35	68.93	0.17	0.34	1.09	0.68	7.23	0.11	0.42	0.50	0.00	0.19	0.02	0.09	0.16	-0.04	0.27
ERL104:G213:3516/2	Roman	tr. Blue-green	body	16.07	0.42	2.60	71.33	0.12	0.20	1.13	0.47	6.96	0.05	0.22	0.28	0.01	0.02	0.04	0.04	0.03	0.07	-0.08
ERL104:G218:3612	Saxon I (natron)	Light	body	18.05	1.02	2.13	65.19	0.10	0.48	0.96	0.81	8.04	0.12	1.48	0.93	0.00	0.20	0.01	0.13	0.12	0.09	-0.01
ERL104:G232:1093	Saxon I (natron)	Light	body	21.47	0.95	2.19	63.02	0.06	0.45	1.11	0.67	7.76	0.13	1.33	0.82	0.03	0.06	-0.07	0.00	0.06	-0.01	0.00
ERL104:G232:1106	Saxon I (blue)	tr. Blue	body	18.37	0.94	2.33	65.59	0.07	0.30	1.03	0.62	7.53	0.08	0.35	1.58	0.10	0.19	-0.04	0.05	0.02	0.04	0.71
ERL104:G232:1109	Roman	op. Yellow	body	10.88	0.52	2.28	44.72	0.20	0.11	0.57	0.51	4.43	0.18	0.53	1.01	0.01	0.41	0.08	3.33	-0.15	-0.14	30.50
ERL104:G237:1151	Saxon II (high MgO, low MnO)	op. White (Sn opacified)	body	16.41	1.25	2.62	56.14	0.22	0.49	0.78	0.92	6.45	0.20	0.73	1.80	-0.02	0.15	0.03	7.05	0.18	-0.02	4.58
ERL104:G237:1152	Saxon I (blue)	tr. Blue	body	20.35	0.65	1.98	64.94	0.12	0.60	1.04	0.63	6.33	0.06	1.03	1.57	0.08	0.24	0.05	0.05	0.01	0.06	0.14
ERL104:G237:1153	Saxon II (high MgO, low MnO)	op. Blue	body	16.52	1.17	2.71	66.94	0.11	0.41	0.88	0.92	7.23	0.20	0.14	1.26	0.02	0.35	0.03	0.44	0.13	0.10	0.42
ERL104:G237:1154	Saxon II (high MgO, low MnO)	tr. Blue	decoration	20.18	1.13	2.50	64.89	0.17	0.57	1.16	0.70	6.56	0.13	0.19	1.24	0.11	0.37	0.00	-0.06	-0.17	0.04	0.23
ERL104:G237:1154	Saxon II (high MgO, low MnO)	op. White (Sn opacified)	body	17.96	1.33	2.68	59.65	0.25	0.53	1.02	1.05	6.50	0.22	0.33	1.57	0.03	0.29	0.02	3.73	-0.14	0.01	2.92

Table G.1 – *(continued).*

Bead Number	*Base Glass Composition*	*Colour*	*Form*	*Oxide (wt %)*																		
				Na_2O	*MgO*	*Al_2O_3*	*SiO_2*	*P_2O_5*	*SO_3*	*Cl*	*K_2O*	*CaO*	*TiO_2*	*MnO*	*Fe_2O_3*	*CoO*	*CuO*	*ZnO*	*SnO_2*	*Sb_2O_3*	*BaO*	*PbO*
ERL104:G242:2142	Saxon I (natron)	Dark	body	16.97	0.77	2.19	60.72	0.21	0.45	0.81	0.63	7.55	0.18	1.06	7.55	0.06	0.25	0.03	0.31	0.22	-0.03	0.00
ERL104:G242:2142	Saxon I (natron)	op. White (Sn opacified)	decoration	17.14	0.79	2.17	63.37	0.20	0.41	0.84	0.64	8.54	0.20	1.13	0.99	0.01	0.07	-0.05	2.94	0.09	0.00	0.41
ERL104:G242:2144	Saxon I (natron)	Dark	body	19.93	0.59	2.00	62.89	0.08	0.60	0.91	0.45	6.38	0.10	1.05	4.55	0.04	0.10	0.08	0.08	0.12	0.07	-0.08
ERL104:G242:2145	HIMT	op. Yellow	decoration	15.31	0.77	2.62	48.15	0.05	0.44	0.94	0.39	4.34	0.38	1.48	1.50	-0.02	0.04	0.04	2.27	-0.08	0.41	20.96
ERL104:G242:2145	HIMT	tr. Green (Cu)	decoration	15.92	0.78	2.36	56.52	0.15	0.35	1.01	0.65	5.19	0.22	1.19	1.14	-0.06	2.43	-0.01	0.27	0.07	0.04	11.67
ERL104:G242:2145	HIMT	op. Red	body	14.03	0.83	2.59	55.75	0.30	0.23	0.81	0.72	4.86	0.32	1.24	5.80	0.05	2.48	0.02	0.32	-0.11	0.07	9.63
ERL104:G242:2150	Saxon I (natron)	Dark	body	18.67	0.55	1.92	62.72	0.17	0.52	0.99	0.52	6.30	0.10	0.96	5.91	0.06	0.27	0.00	0.10	0.11	0.02	0.00
ERL104:G242:2153	Roman	op. Red	body	14.91	0.61	2.48	59.11	0.26	0.37	0.87	0.89	5.33	0.14	0.64	6.12	0.04	1.57	-0.02	0.32	0.27	0.04	5.91
ERL104:G242:2153	Roman	op. Yellow	decoration	14.80	0.60	2.31	56.08	0.18	0.30	1.01	0.64	5.35	0.12	0.80	0.73	0.05	0.08	0.00	1.62	0.13	0.05	15.12
ERL104:G242:2153	Roman	tr. Green (Cu)	decoration	13.06	0.52	2.70	54.98	0.12	0.30	0.84	0.69	5.11	0.17	0.38	0.91	0.04	2.32	-0.01	0.49	0.14	0.03	17.23
ERL104:G242:2154	Roman	op. Red	decoration	14.41	0.52	1.96	53.99	0.22	0.36	0.81	0.93	5.07	0.03	0.21	8.16	0.05	2.06	0.29	1.13	0.37	0.05	9.29
ERL104:G242:2154	Roman	op. Yellow	body	6.87	0.40	1.90	30.89	0.22	0.38	0.52	0.47	3.51	-0.02	0.21	0.97	0.07	-0.01	0.01	5.71	-0.03	-0.01	47.87
ERL104:G242:2158	Roman	op. Red	body	14.82	0.69	2.26	55.98	0.21	0.25	0.88	0.77	5.31	0.17	0.91	4.96	0.02	2.21	0.00	0.54	0.09	-0.02	9.86
ERL104:G242:2158	Roman	op. Yellow	decoration	10.34	0.65	2.60	51.64	0.14	0.32	0.63	0.69	6.26	0.17	1.13	0.83	0.01	0.05	0.08	1.96	0.14	-0.05	22.48
ERL104:G242:2158	HIMT	tr. Green (Cu)	decoration	15.80	0.80	2.32	56.75	0.06	0.28	0.96	0.63	5.16	0.25	1.20	1.20	-0.02	2.71	-0.01	0.35	0.00	0.05	11.49
ERL104:G242:2159	Roman	op. White (bubble opacified)	body	18.55	0.57	2.28	67.25	0.21	0.40	1.16	1.22	6.52	0.13	0.28	0.76	0.02	-0.01	-0.06	-0.02	0.74	0.02	-0.02
ERL104:G242:2159	Roman	op. Red	decoration	15.34	0.41	2.03	56.97	0.14	0.49	0.96	0.96	5.44	0.10	0.17	4.65	0.05	2.34	0.71	0.32	0.66	-0.13	8.27
ERL104:G242:2159	Roman	tr. Green (Cu)	decoration	13.06	0.44	2.09	48.83	0.09	0.20	0.88	0.98	4.92	0.09	0.18	0.71	-0.02	6.67	0.74	1.52	0.35	0.08	18.17
ERL104:G242:2161	Roman	op. Red	body	14.66	0.44	1.94	53.77	0.29	0.34	0.80	0.92	5.28	0.12	0.20	7.71	0.03	2.03	0.37	1.08	0.50	-0.03	9.45
ERL104:G242:2161	Roman	op. Yellow	decoration	6.93	0.38	1.88	31.20	0.09	0.38	0.52	0.44	3.54	0.08	0.23	0.81	-0.01	0.13	0.07	5.36	0.08	-0.01	47.84
ERL104:G242:2164	Roman	op. Red	body	13.65	0.50	2.00	50.37	0.24	0.33	0.81	0.78	4.89	0.08	0.14	5.74	0.09	2.62	0.24	1.79	0.35	0.04	15.25
ERL104:G242:2173	Saxon I (blue)	tr. Blue	body	18.08	1.04	2.59	65.25	0.11	0.54	0.91	0.62	7.96	0.23	0.40	1.61	0.07	0.12	-0.04	0.20	0.16	0.05	0.00
ERL104:G242:2174	Roman	tr. Blue	body	16.43	0.62	2.38	67.08	0.22	0.41	0.87	0.73	6.71	0.07	0.46	1.07	0.10	0.18	0.01	0.05	2.19	0.05	0.21

Table G.1 – *(continued).*

Bead Number	*Base Glass Composition*	*Colour*	*Form*	*Oxide (wt %)*																		
				Na_2O	*MgO*	*Al_2O_3*	*SiO_2*	*P_2O_5*	*SO_3*	*Cl*	*K_2O*	*CaO*	*TiO_2*	*MnO*	*Fe_2O_3*	*CoO*	*CuO*	*ZnO*	*SnO_2*	*Sb_2O_3*	*BaO*	*PbO*
ERL104:G242:2180	HIMT	op. Yellow	body	11.04	0.50	2.28	41.51	-0.02	0.09	0.91	0.41	3.53	0.20	0.96	2.10	0.12	0.25	0.18	2.30	-0.05	0.12	33.88
ERL104:G242:2181	Roman	tr. Blue	body	19.53	0.72	2.22	66.34	0.13	0.29	1.23	0.52	6.21	0.14	0.37	1.05	0.07	0.21	-0.07	0.13	0.66	0.05	0.19
ERL104:G242:2183	Saxon I (blue)	tr. Blue	body	19.88	0.79	2.15	66.45	0.07	0.36	1.21	0.58	5.96	0.11	0.85	0.87	0.01	0.19	0.04	0.07	0.15	0.01	0.16
ERL104:G242:2184	HIMT	tr. Yellow	body	17.90	0.80	2.50	66.74	0.07	0.40	0.91	0.54	5.69	0.43	2.47	1.34	0.03	0.02	-0.07	0.12	-0.01	0.10	-0.16
ERL104:G242:2196	Roman	op. Red	body	14.08	0.67	2.36	58.60	0.29	0.37	0.85	0.90	5.62	0.07	0.49	5.44	0.01	1.98	0.08	0.15	0.11	0.02	7.87
ERL104:G242:2200	Roman	op. Blue	body	16.08	0.70	2.66	67.94	0.24	0.34	1.04	0.74	7.48	0.10	0.28	1.24	0.10	0.28	-0.01	0.07	0.51	0.07	0.11
ERL104:G242:2203	Saxon II (natron)	op. Red	body	13.00	0.70	2.03	47.29	0.15	0.36	0.71	0.55	4.87	0.17	1.04	4.65	0.06	1.21	0.07	1.96	-0.20	0.07	21.37
ERL104:G242:2206	Roman	op. Yellow	body	14.44	0.44	2.36	51.89	0.11	0.56	0.98	0.53	4.47	0.16	0.35	0.76	0.01	0.25	0.08	1.32	0.35	-0.12	20.98
ERL104:G242:2207	Roman	op. Red	body	14.15	0.67	2.69	58.11	0.32	0.33	0.87	0.85	5.52	0.25	0.93	5.87	0.02	2.27	-0.01	0.25	0.07	0.07	6.68
ERL104:G242:2213	HIMT	op. Yellow	body	10.04	0.52	2.12	37.62	0.03	0.43	0.70	0.45	3.47	0.20	0.83	1.33	0.03	0.09	0.01	3.63	0.06	0.14	38.19
ERL104:G242:2217	Roman	op. Yellow	body	14.42	0.48	2.25	52.38	0.10	0.31	1.01	0.57	4.54	0.15	0.37	0.80	0.01	0.09	0.07	1.24	0.29	0.01	20.86
ERL104:G242:2219	Saxon I (blue)	tr. Blue	body	17.51	0.99	2.46	65.61	0.29	0.53	0.89	0.65	8.00	0.23	0.40	1.66	0.12	0.32	0.03	0.15	0.08	0.03	-0.01
ERL104:G242:2225	Saxon I (blue)	tr. Blue	body	17.82	0.94	2.33	66.13	0.21	0.50	0.93	0.67	7.61	0.20	0.56	1.42	0.07	0.35	0.11	-0.01	-0.03	0.04	0.13
ERL104:G242:2244	Roman	op. White (Sn opacified)	body	18.26	0.76	2.21	63.89	0.17	0.32	1.04	0.60	6.05	0.15	0.86	1.64	0.03	0.42	-0.01	1.26	0.11	0.09	2.03
ERL104:G242:2244	Saxon I (blue)	tr. Blue	decoration	20.52	0.66	2.09	64.56	0.11	0.49	1.31	0.54	6.08	0.14	0.50	2.24	0.29	0.29	-0.01	0.07	-0.06	0.00	0.15
ERL104:G242:2246	Roman	op. Blue	body	15.94	0.67	2.78	67.62	0.28	0.33	1.10	0.79	7.53	0.10	0.32	1.21	0.11	0.33	-0.06	0.11	0.55	0.06	0.14
ERL104:G242:2249	Saxon I (blue)	tr. Blue	body	18.22	1.01	2.63	65.53	0.14	0.51	0.92	0.59	7.83	0.21	0.42	1.64	0.12	0.15	-0.04	0.04	-0.03	-0.01	0.04
ERL104:G242:2252	Roman	tr. Blue	body	20.94	0.81	2.17	66.10	0.07	0.39	1.23	0.47	5.59	0.10	0.29	0.93	0.02	0.15	-0.01	0.07	0.62	0.03	0.05
ERL104:G242:2255	Roman	tr. Green (Cu) with red streaks	body	14.20	0.46	2.45	57.32	0.19	0.38	0.95	0.60	5.29	0.07	0.23	0.65	0.03	2.61	0.06	0.17	0.49	0.03	13.86
ERL104:G242:2256/16	Saxon I (natron)	tr. Pink-brown	body	19.63	0.67	2.04	65.71	0.07	0.50	1.02	0.62	7.01	0.10	1.60	0.93	0.04	0.04	-0.01	0.09	-0.09	0.04	-0.09
ERL104:G242:2261	Saxon I (natron)	tr. Pink-brown	body	19.32	0.77	2.12	64.41	0.16	0.59	1.13	0.62	7.33	0.22	1.84	1.24	0.02	0.10	0.01	0.03	0.14	0.01	-0.02
ERL104:G242:2265	HIMT	op. Yellow	body	11.23	0.61	2.08	43.25	0.19	0.38	0.76	0.46	3.63	0.29	0.93	1.89	0.01	-0.05	0.06	2.80	-0.02	0.03	31.47
ERL104:G242:2266	Roman	tr. Green (Cu)	body	13.70	0.51	2.62	56.22	0.14	0.36	0.88	0.56	5.33	0.05	0.36	0.60	-0.05	2.65	0.01	0.22	0.21	0.04	15.62

Table G.1 – *(continued).*

Bead Number	*Base Glass Composition*	*Colour*	*Form*	*Oxide (wt %)*																		
				Na_2O	*MgO*	*Al_2O_3*	*SiO_2*	*P_2O_5*	*SO_3*	*Cl*	*K_2O*	*CaO*	*TiO_2*	*MnO*	*Fe_2O_3*	*CoO*	*CuO*	*ZnO*	*SnO_2*	*Sb_2O_3*	*BaO*	*PbO*
ERL104:G242:2270	Saxon I (natron)	tr. Pink-brown	body	18.05	0.96	2.18	65.18	0.17	0.46	0.98	0.75	7.62	0.17	1.76	1.44	0.00	0.06	0.05	0.05	-0.05	0.11	-0.02
ERL104:G242:2272/3	Saxon I (natron)	Light	body	21.19	0.60	2.10	65.67	0.13	0.55	1.07	0.46	5.88	0.18	1.16	1.26	0.04	0.03	0.00	-0.09	-0.29	0.02	-0.02
ERL104:G242:2272/4	Saxon I (blue)	tr. Blue	body	18.96	0.80	2.30	65.66	0.10	0.45	1.02	0.55	7.59	0.24	0.50	1.27	0.06	0.13	0.03	0.11	0.11	-0.01	0.05
ERL104:G242:2272/6	Saxon I (blue)	tr. Blue	body	19.08	0.77	2.32	66.42	0.08	0.45	1.06	0.50	7.47	0.18	0.36	1.52	0.09	0.04	-0.01	-0.04	-0.33	0.00	0.01
ERL104:G242:2273/06	Saxon I (natron)	Light	body	18.50	0.73	2.17	66.46	0.13	0.53	0.92	0.58	7.61	0.15	1.09	0.82	0.03	0.06	0.10	0.03	-0.09	0.09	-0.05
ERL104:G242:2273/11	Saxon I (blue)	op. Green	body	17.71	0.84	2.06	61.07	0.19	0.54	0.84	0.61	6.82	0.25	0.74	1.37	0.02	1.46	0.16	0.29	0.02	-0.01	4.93
ERL104:G242:2273/16	Saxon II (natron)	Dark	body	11.81	0.68	2.09	44.24	0.27	0.34	0.75	0.58	4.08	0.23	1.11	8.03	0.00	0.05	0.03	1.64	0.01	0.06	24.04
ERL104:G242:2273/28	Saxon II (natron)	Dark	body	12.36	0.84	2.34	44.04	0.18	0.41	0.69	0.56	3.99	0.39	2.09	7.64	-0.01	0.05	-0.11	2.01	-0.08	0.05	22.50
ERL104:G242:2282	HIMT	op. Red	body	12.53	0.69	2.12	47.54	0.25	0.42	0.75	0.56	4.68	0.27	1.08	4.62	0.05	1.29	0.05	2.21	0.19	-0.03	20.78
ERL104:G242:2287	Roman	tr. Blue	body	18.49	0.66	2.12	67.35	0.13	0.33	1.17	0.55	6.17	0.12	0.36	1.06	0.05	0.20	-0.05	0.13	0.87	0.05	0.17
ERL104:G242:2288	Roman	op. Red	body	13.70	0.57	2.30	55.36	0.26	0.36	0.96	0.70	5.37	0.09	0.45	2.99	0.04	1.72	0.03	0.54	0.32	0.16	14.05
ERL104:G242:2404	Saxon I (natron)	tr. Pink-brown	body	19.02	0.67	2.08	65.84	0.09	0.48	1.00	0.62	7.27	0.16	1.56	1.09	0.03	0.09	0.03	0.04	-0.09	0.06	-0.12
ERL104:G242:3321	Saxon I (blue)	op. Green	body	17.76	0.85	2.19	61.98	0.18	0.49	0.86	0.64	7.44	0.18	0.70	1.52	0.00	1.40	0.21	0.09	-0.33	0.04	3.76
ERL104:G242:3323/1	Saxon I (natron)	tr. Pink-brown	body	18.29	0.78	2.12	65.45	0.23	0.41	0.94	0.74	7.50	0.16	1.92	1.04	0.01	0.24	0.00	0.06	0.11	0.03	-0.03
ERL104:G242:3323/3	Saxon I (natron)	tr. Pink-brown	body	19.71	0.70	2.05	65.33	0.05	0.58	1.04	0.59	6.96	0.20	1.45	1.18	-0.01	0.19	-0.08	0.07	-0.05	-0.04	0.00
ERL104:G242:3323/4	Saxon I (natron)	tr. Green (Fe)	body	18.85	0.72	2.11	65.49	0.26	0.50	1.06	0.65	6.98	0.13	1.47	1.11	0.02	0.32	-0.02	0.18	0.00	0.09	0.01
ERL104:G243:1370	HIMT	op. White (bubble opacified)	body	18.36	0.75	2.21	66.63	0.09	0.37	1.06	0.65	6.33	0.22	1.10	1.55	0.05	0.10	0.01	0.19	0.20	0.01	0.11
ERL104:G243:1373	Roman	op. White (Sn opacified)	body	18.00	0.84	2.23	63.54	0.15	0.40	0.92	0.65	6.06	0.16	0.80	1.66	0.03	0.33	0.05	1.95	0.48	0.05	1.68
ERL104:G243:1373	Saxon I (blue)	tr. Blue	decoration	19.62	0.78	2.24	64.10	0.08	0.50	1.10	0.62	6.45	0.18	0.67	2.46	0.34	0.33	-0.05	0.17	0.09	0.05	0.21
ERL104:G243:1376	Saxon I (blue)	tr. Blue	body	19.22	0.71	2.14	66.47	0.11	0.57	0.87	0.54	6.51	0.15	0.59	1.80	0.08	0.16	0.00	0.00	0.05	-0.04	-0.03
ERL104:G243:1380	Saxon I (natron)	tr. Pink-brown	body	19.72	0.66	2.11	64.26	0.12	0.55	1.05	0.55	7.90	0.12	1.64	0.99	0.01	0.07	-0.03	0.15	0.09	0.07	-0.10
ERL104:G252:1246	Roman	tr. Blue	decoration	18.55	0.53	1.88	69.25	0.07	0.35	1.30	0.66	4.50	0.09	1.25	1.02	0.15	0.33	0.04	0.07	0.06	0.06	-0.16

Table G.1 – *(continued).*

Bead Number	*Base Glass Composition*	*Colour*	*Form*	*Oxide (wt %)*																		
				Na_2O	*MgO*	*Al_2O_3*	*SiO_2*	*P_2O_5*	*SO_3*	*Cl*	*K_2O*	*CaO*	*TiO_2*	*MnO*	*Fe_2O_3*	*CoO*	*CuO*	*ZnO*	*SnO_2*	*Sb_2O_3*	*BaO*	*PbO*
ERL104:G252:1246	Saxon II (high MgO, low MnO)	op. White (Sn opacified)	body	15.70	1.36	1.89	60.10	0.22	0.38	0.73	1.07	7.47	0.11	0.74	0.84	0.05	0.15	-0.01	5.80	0.01	-0.03	3.34
ERL104:G262:1231	Levantine I	op. White (Sn opacified)	body	12.48	0.61	2.76	64.39	0.27	0.34	0.88	0.57	7.85	0.03	0.02	1.57	-0.04	0.26	0.05	5.74	-0.40	-0.02	2.51
ERL104:G262:1244	Roman	tr. Blue	body	18.88	0.72	2.28	67.90	0.10	0.45	0.95	0.63	5.31	0.15	0.12	1.43	0.05	0.16	-0.01	0.16	0.10	0.08	0.36
ERL104:G262:1244	Saxon II (natron)	op. White (Sn opacified)	decoration	18.45	1.16	2.48	59.33	0.21	0.53	0.86	0.85	7.21	0.13	1.10	1.84	0.05	0.11	-0.03	3.43	0.02	0.06	2.07
ERL104:G262:1244	Saxon II (natron)	op. Red	decoration	18.21	1.23	2.69	59.32	0.24	0.58	0.85	0.93	7.08	0.15	1.07	4.25	0.01	1.08	0.21	0.25	0.00	0.04	1.65
ERL104:G262:1244	Saxon II (high MgO, low MnO)	op. Blue	body	16.76	1.16	2.65	66.72	0.21	0.44	0.86	0.92	6.93	0.17	0.19	1.32	0.03	0.21	0.06	0.46	0.15	0.05	0.70
ERL104:G262:1257	Levantine I	op. Orange	body	12.83	0.50	2.50	55.10	0.11	0.20	0.78	0.61	6.51	0.11	0.00	0.52	0.02	19.71	-0.01	0.15	0.06	-0.03	0.12
ERL104:G262:1259a/2	Saxon II (high MgO, MnO)	op. Red	body	15.53	1.59	2.24	58.08	0.53	0.43	0.51	1.36	7.90	0.22	1.52	4.03	0.00	2.11	0.70	0.17	-0.05	0.00	2.98
ERL104:G262:1259a/2	Saxon II (high MgO, MnO)	op. Yellow	decoration	12.69	1.33	1.78	44.90	0.35	0.55	0.47	1.02	5.87	0.12	1.41	1.33	0.00	0.48	0.03	2.62	-0.06	0.06	25.10
ERL104:G262:1261	Saxon II (high MgO, low MnO)	op. White (Sn opacified)	decoration	16.91	1.37	2.30	58.03	0.28	0.54	0.76	0.95	6.92	0.20	0.26	1.40	0.01	0.10	0.04	7.63	0.10	-0.03	2.16
ERL104:G262:1261	Saxon II (high MgO, low MnO)	op. Red	body	11.12	0.92	1.81	39.26	0.20	0.36	0.62	0.94	4.26	0.13	0.07	2.33	0.00	1.12	0.65	4.61	-0.07	-0.02	31.67
ERL104:G262:1262	Saxon II (natron)	op. Yellow	body	11.24	0.84	2.13	41.41	0.12	0.48	0.67	0.57	4.20	0.10	0.91	2.52	0.02	0.33	-0.01	3.79	-0.10	0.00	30.71
ERL104:G262:1262	Saxon II (natron)	op. Red	decoration	16.37	1.18	2.53	55.88	0.16	0.35	0.79	0.94	5.82	0.14	1.16	6.53	0.07	1.46	0.09	0.99	0.21	-0.02	5.28
ERL104:G262:1273	Saxon II (high MgO, low MnO)	op. Orange	body	12.95	1.05	1.81	53.37	0.27	0.15	0.78	0.82	6.12	0.04	0.01	0.64	-0.01	22.08	0.11	-0.19	-0.51	0.02	0.29
ERL104:G262:1282	Saxon II (high MgO, low MnO)	op. White (Sn opacified)	body	17.67	1.30	3.10	60.56	0.20	0.45	0.80	0.96	6.12	0.21	0.48	1.98	0.03	0.14	0.08	4.21	0.22	0.02	1.27

Table G.1 – *(continued).*

Bead Number	*Base Glass Composition*	*Colour*	*Form*	*Oxide (wt %)*																		
				Na_2O	*MgO*	*Al_2O_3*	*SiO_2*	*P_2O_5*	*SO_3*	*Cl*	*K_2O*	*CaO*	*TiO_2*	*MnO*	*Fe_2O_3*	*CoO*	*CuO*	*ZnO*	*SnO_2*	*Sb_2O_3*	*BaO*	*PbO*
ERL104:G262:1283	Saxon II (high MgO, low MnO)	op. White (Sn opacified)	body	19.02	1.20	2.60	62.18	0.30	0.54	1.03	0.93	6.39	0.16	0.26	1.35	0.01	0.22	0.12	2.34	0.20	0.00	1.03
ERL104:G262:1284	Saxon II (high MgO, low MnO)	Dark	body	16.74	1.28	3.35	60.07	0.25	0.46	0.81	0.96	6.00	0.10	0.47	4.67	0.05	0.58	0.19	0.19	-0.13	0.12	3.81
ERL104:G262:1284	Saxon II (high MgO, low MnO)	op. White (Sn opacified)	decoration	18.45	1.33	2.92	60.80	0.31	0.49	0.95	1.01	6.68	0.18	0.37	1.67	-0.04	0.05	0.03	2.74	-0.11	-0.05	2.25
ERL104:G262:1286	Saxon II (natron)	op. White (Sn opacified)	body	18.84	1.16	2.42	60.68	0.23	0.57	0.91	0.92	6.08	0.13	1.25	1.47	0.00	0.06	0.03	3.38	-0.07	0.05	1.74
ERL104:G262:1286	Saxon II (high MgO, low MnO)	tr. Blue	decoration	20.63	0.98	2.49	64.17	0.15	0.59	0.98	0.74	6.40	0.19	0.18	1.42	0.07	0.30	0.00	0.06	0.00	0.02	0.53
ERL104:G262:1287	Saxon II (high MgO, low MnO)	op. Red with blue streaks	body	16.90	1.44	3.34	61.06	0.15	0.44	0.87	1.03	6.26	0.17	0.58	4.02	0.02	1.08	0.25	0.27	0.10	0.04	2.01
ERL104:G262:1289	Saxon II (natron)	op. Red	body	16.81	1.14	2.42	59.01	0.35	0.50	0.86	0.87	6.32	0.13	1.49	4.23	0.00	1.13	0.19	0.46	0.17	0.08	3.79
ERL104:G262:1289	Saxon II (natron)	op. White (Sn opacified)	decoration	17.03	1.08	2.30	58.76	0.30	0.48	0.88	0.77	6.00	0.15	1.41	1.72	-0.01	0.36	0.05	3.41	0.11	-0.02	5.15
ERL104:G262:1290	Saxon II (high MgO, low MnO)	op. Yellow	body	13.55	1.15	2.92	49.06	0.20	0.38	0.75	0.82	4.90	0.12	0.47	2.02	0.01	0.08	0.07	2.60	0.16	0.06	20.82
ERL104:G262:1291	Saxon II (high MgO, low MnO)	op. Red with blue streaks	body	17.19	1.43	3.41	60.23	0.18	0.52	0.88	1.03	6.13	0.19	0.56	4.30	0.04	1.23	0.23	0.38	0.12	0.10	1.77
ERL104:G263:1396	HIMT	tr. Green (Fe)	decoration	18.39	1.07	2.67	64.42	0.09	0.37	1.02	0.54	6.41	0.48	2.32	1.85	-0.01	0.09	0.00	0.14	0.03	0.04	0.01
ERL104:G263:1406	Roman	op. Red	body	13.63	0.56	2.41	56.54	0.21	0.29	0.86	0.67	5.39	0.12	0.47	2.72	-0.02	2.47	0.09	0.23	0.14	0.00	13.15
ERL104:G263:1406	Roman	op. Yellow	decoration	10.00	0.35	2.13	42.73	0.16	0.28	0.74	0.45	3.89	0.06	0.26	0.65	-0.09	0.47	-0.04	3.76	0.10	0.03	34.14
ERL104:G263:1406	Roman	tr. Green (Cu)	decoration	11.76	0.40	2.44	56.40	0.20	0.16	0.97	0.48	5.41	0.05	0.25	0.64	0.07	4.73	0.38	0.36	-0.16	0.02	15.40
ERL104:G263:1408	Saxon I (natron)	Light	body	20.01	1.16	2.31	64.02	0.15	0.49	0.94	0.69	7.74	0.17	1.51	0.97	-0.05	0.06	0.00	0.03	-0.13	0.06	-0.13
ERL104:G263:1411	Saxon I (natron)	tr. Blue	body	18.35	0.98	2.39	63.83	0.13	0.47	0.92	0.82	7.75	0.13	1.34	1.75	0.10	0.16	0.01	0.04	-0.08	0.04	0.76
ERL104:G263:1415	Saxon I (natron)	Light	body	18.59	0.82	2.15	66.18	0.13	0.50	0.86	0.67	8.35	0.11	1.03	0.75	-0.01	-0.04	0.03	-0.07	-0.19	0.02	0.04

Table G.1 – *(continued).*

Bead Number	*Base Glass Composition*	*Colour*	*Form*	*Oxide (wt %)*																		
				Na_2O	*MgO*	*Al_2O_3*	*SiO_2*	*P_2O_5*	*SO_3*	*Cl*	*K_2O*	*CaO*	*TiO_2*	*MnO*	*Fe_2O_3*	*CoO*	*CuO*	*ZnO*	*SnO_2*	*Sb_2O_3*	*BaO*	*PbO*
ERL104:G263:1417	Saxon I (natron)	Light	body	18.05	0.94	2.37	65.89	0.17	0.47	0.83	0.73	8.05	0.13	1.27	0.92	0.01	0.27	-0.04	0.00	-0.08	0.00	-0.05
ERL104:G263:1425	Roman	tr. Blue-green	body	17.59	0.52	2.34	69.12	0.13	0.33	1.13	0.69	6.70	0.11	0.71	0.55	-0.05	-0.06	-0.05	0.08	0.21	-0.03	-0.08
ERL104:G263:1428	Roman	op. Red	body	13.19	0.52	2.56	58.21	0.25	0.34	0.84	0.74	5.45	0.10	0.46	4.69	-0.01	2.72	0.13	0.18	0.17	0.04	9.50
ERL104:G263:1428	Roman	op. Yellow	decoration	12.75	0.51	2.36	52.00	0.12	0.45	0.80	0.54	4.76	0.14	0.43	0.74	0.01	0.14	0.08	1.85	0.19	-0.03	22.13
ERL104:G263:1428	Roman	tr. Green (Cu)	decoration	13.15	0.51	2.64	60.45	0.17	0.34	0.87	0.78	6.59	0.09	0.54	0.59	0.03	4.12	0.20	0.15	-0.05	0.05	8.69
ERL104:G263:1432	Roman	op. Yellow	body	9.23	0.39	2.01	42.01	0.16	0.32	0.81	0.48	4.42	0.03	0.29	0.58	0.06	0.11	0.01	4.75	0.03	-0.03	34.30
ERL104:G263:1436	Saxon I (natron)	Dark	body	16.34	0.98	2.23	58.36	0.09	0.37	0.79	0.80	7.28	0.16	1.11	10.55	0.08	0.40	0.08	0.13	-0.01	0.03	0.20
ERL104:G266:1573	HIMT	tr. Green (Fe)	body	17.82	0.93	2.56	65.92	0.15	0.36	0.88	1.01	6.33	0.34	1.76	1.44	0.03	0.04	0.04	0.07	-0.01	0.37	-0.11
ERL104:G266:1575	Saxon II (high MgO, MnO)	op. Orange	body	13.50	1.63	1.41	53.88	0.36	0.24	1.08	1.30	7.41	0.11	1.69	0.89	0.03	16.61	0.03	0.02	-0.01	0.06	0.11
ERL104:G266:1577	Roman	tr. Blue-green	body	18.72	0.54	2.15	68.02	0.13	0.37	1.22	0.75	5.98	0.11	0.29	0.59	0.03	0.25	-0.03	0.09	0.67	-0.03	0.18
ERL104:G266:1581	Roman	tr. Blue-green	body	18.22	0.61	2.13	68.55	0.10	0.39	1.22	0.64	6.24	0.08	0.29	0.64	0.00	0.00	0.00	0.12	0.78	0.07	-0.09
ERL104:G266:1582	Saxon II (natron)	op. Orange	body	14.04	1.13	2.23	55.16	0.27	0.26	0.65	0.83	7.17	0.10	0.96	1.05	-0.01	15.84	-0.03	-0.05	0.15	0.04	0.04
ERL104:G268:3252	Roman	Dark	body	18.58	0.59	2.02	63.79	0.20	0.57	0.91	0.55	6.03	0.07	0.90	5.29	0.05	0.26	0.04	0.03	0.04	0.07	-0.03
ERL104:G268:3255	Roman	tr. Blue	decoration	17.02	0.75	2.23	66.82	0.31	0.40	1.06	0.77	6.48	0.12	0.52	1.20	0.02	0.40	0.00	0.13	1.30	0.00	0.33
ERL104:G268:3255	Roman	op. White (Sn opacified)	body	16.36	0.55	2.37	69.36	0.28	0.27	1.11	0.67	6.88	0.07	0.56	0.49	0.01	0.20	-0.03	0.41	0.21	0.08	0.08
ERL104:G268:3256	Roman	op. Red	decoration	15.58	0.60	2.38	59.82	0.22	0.45	0.87	0.68	5.89	0.13	0.73	4.15	0.07	1.48	0.01	0.30	0.24	-0.01	6.41
ERL104:G268:3256	Roman	tr. Green (Cu)	body	13.84	0.55	2.40	54.83	0.16	0.31	0.88	0.63	4.99	0.16	0.54	0.88	-0.01	3.73	0.11	0.31	0.13	-0.04	15.63
ERL104:G268:3256	Roman	op. Yellow	body	11.27	0.47	2.07	46.51	0.14	0.47	0.75	0.56	4.43	0.02	0.34	0.96	0.00	1.61	0.10	2.23	0.02	0.11	28.02
ERL104:G268:3257	Roman	op. Red	body	13.89	0.60	2.49	57.31	0.19	0.35	0.84	0.87	5.57	0.13	0.50	4.21	0.02	2.58	0.03	0.67	0.16	0.05	9.31
ERL104:G268:3257	Roman	op. Yellow	decoration	8.98	0.39	1.95	35.20	0.05	0.31	0.72	0.45	3.68	0.15	0.53	0.68	-0.05	0.13	-0.02	5.70	0.24	-0.20	41.23
ERL104:G268:3257	Roman	tr. Green (Cu)	decoration	14.12	0.57	2.46	55.73	0.07	0.32	0.95	0.69	5.06	0.17	0.65	0.96	-0.04	2.09	0.05	0.09	0.14	0.10	15.79
ERL104:G268:3258	Roman	tr. Blue	decoration	17.23	0.66	2.27	66.94	0.13	0.46	0.91	0.79	6.41	0.15	0.57	1.09	0.04	0.21	0.03	0.09	1.60	0.01	0.37
ERL104:G268:3258	Roman	op. Red	decoration	11.53	0.66	2.57	49.32	0.23	0.29	0.71	0.65	4.73	0.22	1.06	3.75	0.04	1.20	0.17	0.23	-0.01	0.15	22.49

Table G.1 – *(continued).*

Bead Number	*Base Glass Composition*	*Colour*	*Form*	*Oxide (wt %)*																		
				Na_2O	*MgO*	*Al_2O_3*	*SiO_2*	*P_2O_5*	*SO_3*	*Cl*	*K_2O*	*CaO*	*TiO_2*	*MnO*	*Fe_2O_3*	*CoO*	*CuO*	*ZnO*	*SnO_2*	*Sb_2O_3*	*BaO*	*PbO*
ERL104:G268:3258	Roman	op. White (Sn opacified)	body	16.74	0.53	2.24	69.08	0.20	0.35	1.05	0.64	6.82	0.06	0.55	0.50	0.01	0.04	0.00	0.69	0.29	0.03	0.10
ERL104:G268:3259	Roman	op. Blue	body	17.96	0.62	2.37	67.65	0.09	0.36	1.28	0.51	6.86	0.08	0.80	0.80	0.03	0.28	-0.02	0.01	0.04	0.09	0.06
ERL104:G268:3260	HIMT	op. Red	decoration	15.19	0.80	2.59	54.82	0.22	0.25	0.87	0.77	4.91	0.30	1.72	5.11	0.05	0.88	0.12	0.84	-0.41	0.50	10.39
ERL104:G268:3260	HIMT	op. Yellow	decoration	15.77	0.80	2.57	55.57	0.09	0.26	0.96	0.48	3.97	0.33	1.75	1.62	0.02	0.01	0.02	0.88	-0.22	0.40	14.73
ERL104:G268:3260	HIMT	tr. Green (Fe)	body	18.48	0.82	2.32	67.36	0.13	0.31	1.02	0.37	5.16	0.31	1.99	1.36	-0.01	0.02	0.06	0.00	-0.15	0.48	-0.01
ERL104:G268:3261	Roman	op. Red	body	12.27	0.51	2.57	55.69	0.30	0.25	0.88	0.75	5.80	0.13	0.67	3.73	0.04	1.64	0.07	0.37	-0.06	0.00	14.35
ERL104:G268:3261	Roman	op. Yellow	decoration	12.00	0.39	2.06	47.96	0.15	0.35	0.88	0.55	4.30	0.05	0.26	0.66	0.01	0.48	0.10	1.79	0.29	0.09	27.65
ERL104:G268:3261	Roman	tr. Green (Cu)	decoration	14.05	0.49	2.49	59.13	0.15	0.27	0.88	0.68	5.84	0.12	0.33	0.74	0.00	2.76	0.08	0.25	0.16	-0.01	11.62
ERL104:G268:3263	Saxon I (blue)	tr. Blue	body	19.84	1.03	2.56	63.96	0.12	0.58	1.08	0.48	6.95	0.53	0.33	2.01	0.14	0.19	-0.03	0.05	0.01	0.08	-0.01
ERL104:G268:3265	Saxon I (natron)	op. Yellow	decoration	11.74	0.58	2.30	44.93	0.06	0.47	0.64	0.49	5.16	0.13	1.24	1.56	0.03	0.02	0.05	2.55	0.13	-0.06	27.96
ERL104:G268:3265	Saxon I (natron)	Dark	body	14.93	0.80	2.49	59.90	0.21	0.42	0.71	0.80	6.89	0.17	1.26	7.84	0.07	-0.05	0.03	0.43	0.11	0.05	2.91
ERL104:G268:3267	Saxon I (blue)	tr. Blue	body	18.25	0.97	2.35	65.68	0.08	0.52	0.89	0.70	7.56	0.19	0.61	1.37	0.11	0.25	0.03	0.18	0.21	-0.03	0.09
ERL104:G268:3279	Saxon I (natron)	Light	body	18.96	0.77	2.14	66.35	0.14	0.45	0.98	0.64	7.37	0.16	1.30	0.68	0.02	0.00	0.04	0.05	0.00	0.00	-0.04
ERL104:G268:3280	Saxon I (natron)	Light	body	19.14	0.83	2.27	66.15	0.11	0.44	0.93	0.62	7.37	0.15	1.31	0.71	-0.05	0.07	0.01	0.00	-0.07	-0.01	-0.07
ERL104:G273:3330a/01	Saxon II (high MgO, MnO)	op. Red	body	15.73	1.89	2.11	58.42	0.41	0.48	0.47	1.61	7.32	0.19	2.07	5.08	0.04	1.66	0.60	0.21	-0.06	0.01	1.58
ERL104:G273:3330a/01	Saxon II (high MgO, MnO)	op. White (Sn opacified)	decoration	16.01	1.94	2.00	58.75	0.34	0.50	0.51	1.55	7.48	0.19	2.18	2.04	0.00	0.03	0.05	4.19	0.17	0.06	1.87
ERL104:G273:3330a/03	Saxon II (high MgO, low MnO)	op. Red	body	13.89	0.90	2.33	57.57	0.26	0.34	0.78	0.88	7.00	0.11	0.68	3.64	0.02	2.73	0.97	0.55	0.16	0.09	7.03
ERL104:G273:3330a/07	Levantine I	op. White (Sn opacified)	body	14.27	0.58	2.76	65.10	0.07	0.11	0.96	0.57	7.45	0.10	0.04	0.40	0.03	0.21	0.03	4.58	0.05	-0.02	2.56
ERL104:G273:3330a/09	Saxon II (high MgO, low MnO)	op. Green	body	16.65	1.83	2.17	62.19	0.33	0.45	0.64	1.46	8.49	0.18	0.28	1.05	0.02	1.61	0.09	0.39	-0.04	0.02	2.09
ERL104:G277:1594	Saxon I (blue)	tr. Blue	body	19.81	0.78	2.06	65.81	0.22	0.54	1.14	0.52	6.64	0.12	0.03	1.29	0.10	0.36	0.01	0.06	0.14	-0.04	0.36

Table G.1 – *(continued).*

Bead Number	*Base Glass Composition*	*Colour*	*Form*	*Oxide (wt %)*																		
				Na_2O	*MgO*	*Al_2O_3*	*SiO_2*	*P_2O_5*	*SO_3*	*Cl*	*K_2O*	*CaO*	*TiO_2*	*MnO*	*Fe_2O_3*	*CoO*	*CuO*	*ZnO*	*SnO_2*	*Sb_2O_3*	*BaO*	*PbO*
ERL104:G277:1600	Saxon I (natron)	Light	body	18.88	0.79	2.20	66.13	0.14	0.47	0.86	0.68	8.29	0.15	1.12	0.75	-0.01	-0.01	-0.01	-0.11	-0.17	-0.01	-0.11
ERL104:G277:1630	Roman	tr. Blue	body	15.31	0.60	2.41	67.69	0.13	0.35	0.73	0.62	7.61	0.06	0.71	0.99	0.12	0.22	0.01	0.16	2.35	-0.02	0.10
ERL104:G277:1636	Saxon I (blue)	tr. Blue	body	20.08	0.78	2.08	65.64	0.04	0.51	1.19	0.54	6.59	0.16	0.04	1.43	0.04	0.27	-0.03	0.06	-0.02	-0.02	0.59
ERL104:G281:1795	Roman	op. Red	body	13.94	0.61	2.62	61.13	0.16	0.16	0.80	0.64	6.66	0.11	0.06	5.83	-0.01	2.89	0.81	0.26	-0.10	0.04	3.26
ERL104:G281:1796	Levantine I	tr. Turquoise	decoration	14.75	0.55	2.81	65.92	0.19	0.11	0.91	0.69	8.55	0.08	-0.01	0.67	-0.01	2.49	0.89	0.11	0.07	0.05	1.10
ERL104:G281:1796	Levantine I	op. White (Sn opacified)	body	13.97	0.70	2.64	61.28	0.04	0.09	0.83	0.53	8.88	0.10	-0.03	0.43	-0.01	0.27	-0.05	7.26	-0.02	0.01	3.04
ERL104:G281:1797	Saxon II (high MgO, MnO)	op. Yellow	decoration	9.99	1.17	2.03	38.23	0.19	0.37	0.37	1.00	4.62	0.10	1.14	1.31	0.08	0.13	-0.03	4.38	-0.13	0.03	34.98
ERL104:G281:1797	Saxon II (high MgO, MnO)	op. Red	body	15.43	1.86	2.09	59.42	0.38	0.45	0.43	1.68	7.89	0.24	1.90	4.17	0.03	1.26	0.40	0.29	0.19	-0.06	1.89
ERL104:G281:1799	Saxon II (high MgO, low MnO)	tr. Blue	body	17.70	1.59	2.53	64.62	0.27	0.35	0.79	1.30	8.10	0.30	0.10	1.60	0.03	0.20	0.11	0.18	0.05	0.13	0.16
ERL104:G281:1838	Saxon I (blue)	tr. Blue	body	19.56	1.13	2.46	64.88	0.17	0.54	0.91	0.92	7.27	0.11	0.22	1.35	0.10	0.24	-0.03	-0.06	-0.20	0.03	0.29
ERL104:G290:1721	Roman	tr. Blue	body	17.30	0.60	2.25	67.13	0.15	0.40	0.96	0.57	6.55	0.10	0.53	0.95	0.09	0.16	-0.01	0.00	1.95	0.01	0.25
ERL104:G290:1721	Roman	tr. Blue-green	body	18.82	0.59	2.15	68.40	0.14	0.34	1.14	0.62	6.01	0.12	0.26	0.54	-0.04	0.02	0.03	0.03	0.80	0.02	-0.03
ERL104:G290:1721	Roman	op. Yellow	body	15.77	0.56	2.24	61.65	0.21	0.28	1.03	0.62	6.08	0.05	0.54	0.65	-0.03	0.30	-0.06	0.79	0.00	0.07	9.31
ERL104:G290:1721	Roman	op. Red	body	13.24	0.49	2.17	55.43	0.21	0.36	0.83	0.61	5.01	0.13	0.61	3.57	0.07	1.15	0.14	0.55	0.21	-0.03	15.24
ERL104:G290:1721	Roman	tr. Green (Cu)	body	12.80	0.54	2.21	54.41	0.13	0.46	0.85	0.56	5.06	0.11	0.48	0.92	0.05	3.90	-0.02	0.59	0.15	-0.07	16.94
ERL104:G290:1734	Roman	op. Turquoise	decoration	19.21	0.50	2.06	65.63	0.07	0.48	1.32	0.58	3.65	0.13	0.05	0.62	-0.02	2.49	-0.02	0.13	3.12	0.04	-0.06
ERL104:G290:1734	Roman	Dark	body	13.89	0.63	2.65	59.84	0.21	0.29	0.63	0.99	5.47	0.08	0.35	14.06	0.03	0.05	0.07	0.16	0.39	0.07	0.02
ERL104:G302:3190	Saxon I (blue)	tr. Blue	body	20.49	0.67	1.94	66.34	0.13	0.47	1.22	0.55	6.13	0.12	0.14	1.17	0.14	0.11	0.05	-0.02	0.08	0.00	0.27
ERL104:G305:1804	Saxon II (natron)	tr. Yellow	body	18.66	1.07	2.35	65.42	0.19	0.52	0.90	0.86	6.94	0.16	1.85	0.84	-0.02	-0.03	0.06	0.08	0.07	0.06	-0.05
ERL104:G305:1813	Saxon II (natron)	Dark	body	15.30	1.10	2.33	59.66	0.23	0.36	0.71	1.25	6.67	0.10	1.56	9.74	0.07	0.26	0.04	0.22	-0.05	0.05	0.44
ERL104:G305:1820	Roman	op. Red	body	13.25	0.52	2.49	55.53	0.24	0.35	0.84	0.72	5.39	0.13	0.46	4.72	0.02	1.96	0.06	0.70	0.12	0.00	12.47

Table G.1 – *(continued).*

Bead Number	*Base Glass Composition*	*Colour*	*Form*	*Oxide (wt %)*																		
				Na_2O	*MgO*	*Al_2O_3*	*SiO_2*	*P_2O_5*	*SO_3*	*Cl*	*K_2O*	*CaO*	*TiO_2*	*MnO*	*Fe_2O_3*	*CoO*	*CuO*	*ZnO*	*SnO_2*	*Sb_2O_3*	*BaO*	*PbO*
ERL104:G305:1820	Roman	op. Green	decoration	13.29	0.45	2.33	55.94	0.13	0.20	0.91	0.66	5.64	0.04	0.48	0.67	0.09	3.68	0.10	1.08	0.16	0.03	14.12
ERL104:G305:1829	A2b Blue	tr. Blue	body	20.29	0.54	2.14	67.43	-0.02	0.49	1.03	0.53	5.31	0.07	0.07	0.78	0.05	0.15	0.11	0.24	0.16	0.11	0.45
ERL104:G305:1849	Saxon II (natron)	op. Yellow	decoration	8.98	0.67	1.94	36.61	0.10	0.42	0.55	0.49	3.97	0.16	0.91	0.81	-0.04	0.07	0.00	5.42	-0.25	0.09	39.08
ERL104:G305:1849	Saxon II (natron)	Dark	body	16.84	0.93	2.28	62.58	0.27	0.31	0.75	0.88	6.79	0.14	1.23	6.04	0.05	0.11	0.03	0.34	0.04	-0.03	0.36
ERL104:G305:1854	A2b Blue	tr. Blue	body	19.05	0.64	2.27	68.59	0.14	0.56	1.07	0.58	5.48	0.14	0.07	0.78	0.00	0.37	-0.03	0.04	-0.13	-0.08	0.36
ERL104:G305:1867	A2b Blue	tr. Blue	body	19.03	0.82	2.31	67.33	0.14	0.51	0.95	0.64	6.16	0.13	0.42	0.81	0.02	0.22	-0.02	0.07	0.07	0.04	0.31
ERL104:G305:1871	Saxon II (natron)	Dark	body	16.96	0.92	2.38	62.62	0.24	0.42	0.76	0.88	6.96	0.12	1.27	5.59	0.08	0.06	0.06	0.28	0.10	0.06	0.22
ERL104:G305:1871	Saxon II (natron)	op. Yellow	decoration	8.92	0.67	2.09	36.22	0.16	0.24	0.52	0.51	3.98	0.13	0.96	0.81	0.04	0.13	0.01	5.46	0.01	-0.10	39.13
ERL104:G305:1874	Saxon II (natron)	tr. Yellow	body	17.08	1.35	2.58	64.38	0.27	0.44	0.80	0.96	8.62	0.22	1.99	1.08	0.01	0.04	-0.02	0.01	0.05	0.10	-0.07
ERL104:G305:1875	Saxon II (natron)	op. Yellow	decoration	9.04	0.60	2.11	37.29	0.15	0.31	0.54	0.42	3.58	0.17	0.79	0.92	-0.06	0.27	-0.06	5.73	-0.15	0.02	38.43
ERL104:G305:1875	Saxon II (natron)	tr. Colourless	decoration	16.80	1.08	2.66	67.28	0.22	0.40	0.85	0.81	6.73	0.19	1.59	1.11	0.04	0.17	-0.03	0.06	-0.01	0.05	-0.09
ERL104:G305:1875	Saxon II (natron)	op. Red	body	15.82	1.02	2.62	62.16	0.22	0.44	0.78	0.84	6.44	0.17	1.49	3.38	0.00	1.08	0.06	0.34	0.03	-0.02	3.08
ERL104:G305:1876	Saxon II (natron)	tr. Colourless	decoration	17.97	1.02	2.43	65.66	0.23	0.44	0.90	0.88	7.00	0.14	1.85	0.94	-0.01	0.06	-0.02	0.12	0.01	0.09	0.04
ERL104:G305:1876	Saxon II (natron)	op. Yellow	decoration	11.74	0.76	2.25	45.33	0.16	0.50	0.68	0.53	4.58	0.17	1.21	0.69	0.08	0.13	0.07	3.29	-0.12	0.04	27.82
ERL104:G305:1876	Saxon II (natron)	op. Red	decoration	15.96	1.16	2.28	60.79	0.25	0.40	0.75	0.86	7.12	0.13	1.87	4.82	0.05	1.38	0.12	-0.14	-0.60	0.06	2.63
ERL104:G309:2069	Saxon I (blue)	tr. Blue	body	18.69	0.81	2.17	65.29	0.29	0.58	0.98	0.75	6.92	0.20	0.91	1.66	0.18	0.51	-0.05	0.07	-0.06	0.01	0.00
ERL104:G309:2087	Saxon I (blue)	tr. Blue	body	18.26	0.99	2.29	64.93	0.22	0.56	0.82	0.75	8.52	0.20	0.69	1.52	0.03	0.30	-0.04	0.04	-0.12	0.03	-0.05
ERL104:G309:2099	Saxon I (blue)	tr. Blue	body	19.34	0.96	2.44	65.00	0.09	0.54	0.94	0.56	7.06	0.48	0.44	1.83	0.08	0.36	0.06	-0.05	-0.32	-0.13	0.13
ERL104:G309:2103	Saxon I (blue)	tr. Blue	body	18.58	0.86	2.21	65.33	0.04	0.37	0.90	0.65	7.87	0.12	1.15	1.47	0.18	0.14	0.03	-0.02	0.15	0.10	0.13
ERL104:G309:2121	A2b Blue	tr. Blue	body	18.23	0.46	1.84	69.97	0.14	0.40	1.13	0.50	5.51	0.09	0.11	0.83	0.09	0.39	0.05	0.15	0.01	-0.01	0.02
ERL104:G315:2313	Roman	op. Blue	body	15.39	0.52	2.14	70.74	0.27	0.25	1.11	0.58	6.21	0.08	1.01	0.95	0.18	0.39	0.01	0.12	0.00	0.05	-0.04
ERL104:G315:2331	Saxon I (blue)	tr. Blue	body	19.83	0.70	2.08	65.82	0.13	0.52	1.03	0.58	6.96	0.18	0.80	1.13	0.06	0.11	0.03	0.03	-0.06	0.01	0.00
ERL104:G315:2333	Saxon I (natron)	tr. Blue	body	18.01	1.02	2.50	63.46	0.14	0.45	0.86	0.77	7.85	0.15	1.40	1.53	0.17	0.47	0.02	0.03	-0.11	0.05	1.17
ERL104:G315:2345	Roman	op. White (Sn opacified)	decoration	17.52	0.55	2.06	66.92	0.16	0.37	1.04	0.62	6.15	0.08	0.40	0.87	0.01	0.08	0.09	1.81	0.48	0.04	0.59

Table G.1 – *(continued).*

Bead Number	*Base Glass Composition*	*Colour*	*Form*	*Oxide (wt %)*																		
				Na_2O	*MgO*	*Al_2O_3*	*SiO_2*	*P_2O_5*	*SO_3*	*Cl*	*K_2O*	*CaO*	*TiO_2*	*MnO*	*Fe_2O_3*	*CoO*	*CuO*	*ZnO*	*SnO_2*	*Sb_2O_3*	*BaO*	*PbO*
ERL104:G315:2345	Roman	tr. Grey	body	17.59	0.55	2.11	69.16	0.19	0.35	1.10	0.58	6.58	0.08	0.53	0.46	-0.01	0.11	-0.03	0.14	0.47	-0.03	0.06
ERL104:G315:2345	Roman	op. Red	decoration	10.87	0.45	2.27	45.65	0.09	0.33	0.74	0.51	3.96	0.12	0.35	3.09	-0.01	1.65	0.18	0.39	0.00	-0.03	29.47
ERL104:G315:2345	Roman	op. Yellow	decoration	11.67	0.51	2.42	53.67	0.19	0.26	0.89	0.48	5.72	0.12	0.71	0.56	-0.02	0.10	0.00	1.55	0.16	0.05	20.95
ERL104:G315:2346	Roman	op. Red	body	12.26	0.55	2.42	54.23	0.30	0.37	0.77	0.70	5.37	0.11	0.54	5.27	-0.02	3.02	0.00	0.25	0.05	0.02	13.84
ERL104:G315:2346	Roman	tr. Green (Fe)	decoration	17.55	0.65	2.27	63.62	0.27	0.43	0.70	1.21	7.13	0.08	0.79	4.18	0.03	0.32	0.01	0.33	0.12	0.13	0.07
ERL104:G315:2346	Roman	op. Yellow	decoration	11.09	0.44	2.40	44.95	0.17	0.20	0.77	0.69	3.97	0.06	0.29	1.10	0.08	0.92	0.07	2.39	-0.05	0.05	30.49
ERL104:G315:2359	Roman	tr. Blue-green	body	17.06	0.62	2.36	69.47	0.19	0.26	0.94	0.72	6.66	0.09	0.38	0.77	0.08	0.04	-0.02	0.08	0.39	0.00	-0.03
ERL104:G315:2388	Saxon I (natron)	tr. Blue	body	17.82	1.09	2.48	64.45	0.09	0.48	0.89	0.67	8.13	0.16	1.42	1.41	0.18	0.25	0.05	0.00	0.02	-0.01	0.34
ERL104:G315:2392	Saxon I (blue)	tr. Blue	body	19.25	0.93	2.36	64.57	0.13	0.48	0.84	0.71	7.62	0.22	0.46	1.67	0.12	0.20	-0.01	0.04	0.11	0.04	0.10
ERL104:G315:3244	Saxon I (natron)	Light	body	18.63	1.12	2.28	64.93	0.15	0.50	1.06	0.63	7.80	0.18	1.82	0.95	0.01	0.03	0.03	-0.02	0.00	0.05	-0.03
ERL104:G319:1884	Saxon II (natron)	tr. Yellow	body	18.25	1.11	2.45	65.19	0.23	0.47	0.93	0.83	7.09	0.15	2.08	0.91	0.02	0.03	0.05	0.08	0.04	0.11	-0.04
ERL104:G319:1885	Saxon II (natron)	tr. Yellow	body	16.79	1.43	2.64	65.88	0.23	0.40	0.80	0.99	7.57	0.18	2.03	1.02	-0.02	0.19	-0.07	0.01	-0.13	0.03	0.08
ERL104:G336:3378	Roman	tr. Green (Cu)	decoration	13.49	0.48	2.49	56.51	0.15	0.39	0.87	0.61	5.27	0.11	0.30	0.93	-0.02	2.97	0.07	0.13	0.21	-0.02	15.00
ERL104:G336:3378	Roman	op. Yellow	body	7.96	0.37	2.46	37.13	0.21	0.35	0.57	0.50	3.04	0.04	0.18	1.08	-0.02	0.12	-0.12	3.91	0.16	0.14	41.91
ERL104:G336:3380	Roman	op. Yellow	body	8.18	0.36	2.07	36.37	0.03	0.22	0.58	0.46	3.44	0.05	0.20	0.71	-0.02	0.02	0.08	4.09	0.23	-0.01	43.02
ERL104:G341:1523	Saxon I (natron)	Light	body	19.33	0.97	2.17	65.71	0.21	0.55	1.03	0.67	7.55	0.18	1.17	0.87	-0.02	0.20	-0.12	-0.05	-0.29	-0.03	-0.07
ERL104:G341:1530	Saxon I (blue)	tr. Blue	body	20.40	0.86	2.23	63.99	0.11	0.42	1.09	0.61	6.87	0.13	0.52	1.65	0.09	0.25	0.02	0.08	-0.09	-0.05	0.69
ERL104:G341:3478/01	Saxon I (natron)	Light	body	17.66	1.11	2.26	64.88	0.27	0.49	0.98	0.65	8.70	0.13	1.26	1.01	0.02	0.25	0.03	-0.06	0.04	0.09	0.02
ERL104:G341:3478/07	Saxon I (blue)	tr. Blue	body	20.42	0.80	2.20	63.94	0.15	0.50	1.08	0.60	6.98	0.08	0.48	1.63	0.13	0.26	0.00	-0.01	-0.02	0.04	0.65
ERL104:G343:1661	Saxon I (blue)	tr. Blue	body	17.70	1.13	2.39	65.35	0.12	0.51	0.94	1.43	7.95	0.19	0.51	1.38	0.04	0.24	0.06	0.00	-0.01	0.06	0.01
ERL104:G343:1671	Saxon I (natron)	Dark	body	17.24	0.63	1.86	59.46	0.21	0.45	1.01	0.56	6.33	0.18	0.78	10.61	0.12	0.44	0.01	0.07	0.01	0.00	0.03
ERL104:G344:2834	Roman	op. Red	core	12.95	0.54	2.59	55.49	0.32	0.29	0.82	0.68	5.33	0.10	0.55	3.57	0.00	2.32	0.06	0.40	0.20	0.03	13.72
ERL104:G344:2834	Roman	op. White (bubble opacified)	body	18.59	0.48	1.84	69.79	0.13	0.34	1.22	0.52	5.61	0.06	0.16	0.55	0.02	0.05	-0.06	0.08	0.62	0.03	-0.08
ERL104:G344:2834	Saxon I (blue)	tr. Blue	decoration	18.72	0.90	2.24	66.54	0.11	0.51	0.86	0.70	6.89	0.16	0.35	1.53	0.08	0.20	-0.02	0.09	-0.05	0.02	0.07

Table G.1 – *(continued).*

Bead Number	*Base Glass Composition*	*Colour*	*Form*	*Oxide (wt %)*																		
				Na_2O	*MgO*	*Al_2O_3*	*SiO_2*	*P_2O_5*	*SO_3*	*Cl*	*K_2O*	*CaO*	*TiO_2*	*MnO*	*Fe_2O_3*	*CoO*	*CuO*	*ZnO*	*SnO_2*	*Sb_2O_3*	*BaO*	*PbO*
ERL104:G344:2835	Saxon I (blue)	tr. Blue	body	18.62	0.76	2.10	66.40	0.24	0.50	1.08	0.55	6.68	0.09	0.72	1.52	0.18	0.42	-0.01	0.06	-0.05	0.05	-0.01
ERL104:G344:2836	Roman	op. Yellow	body	7.60	0.47	3.21	35.89	0.13	0.15	0.58	0.48	3.48	0.10	0.63	0.86	0.03	0.00	-0.07	2.42	-0.09	0.14	44.02
ERL104:G344:2837	Roman	op. Yellow	body	9.70	0.43	2.31	47.61	0.15	0.42	0.79	0.49	5.20	0.11	0.24	0.58	0.02	0.08	0.09	3.39	-0.07	-0.05	28.60
ERL104:G349:2955	Saxon I (natron)	tr. Blue	body	17.36	1.15	2.56	62.19	0.10	0.53	0.81	0.78	8.13	0.20	1.45	2.28	0.16	0.50	-0.05	0.04	0.17	0.03	1.50
ERL104:G349:2959	Saxon I (natron)	tr. Blue	body	16.66	1.18	2.59	62.18	0.28	0.42	0.83	0.79	8.17	0.18	1.50	2.26	0.15	0.72	0.02	0.12	0.07	0.06	1.70
ERL104:G349:2967	Saxon I (natron)	tr. Yellow	body	18.96	1.12	2.27	63.95	0.21	0.45	1.02	0.75	8.22	0.08	1.79	0.87	0.02	0.09	-0.03	0.05	0.09	0.04	-0.03
ERL104:G349:2974	Saxon I (natron)	Light	body	18.04	1.21	2.47	64.29	0.22	0.44	0.82	0.73	8.57	0.18	1.33	1.36	0.02	0.23	-0.08	0.06	0.00	0.09	-0.06
ERL104:G349:2980	Saxon I (natron)	tr. Blue	body	17.12	1.19	2.64	62.22	0.23	0.32	0.78	0.77	8.16	0.15	1.50	2.32	0.18	0.72	0.14	0.01	-0.09	0.00	1.65
ERL104:G349:2987	Saxon I (natron)	tr. Blue	body	16.56	1.15	2.64	62.78	0.26	0.42	0.86	0.80	8.28	0.20	1.43	2.29	0.09	0.54	-0.07	0.03	-0.08	0.03	1.66
ERL104:G350:1491	Saxon I (blue)	tr. Blue	body	17.64	0.88	2.22	64.95	0.22	0.49	1.04	0.67	6.64	0.15	0.71	1.68	0.24	0.80	0.02	0.12	-0.05	0.04	1.45
ERL104:G350:1505	Saxon I (blue)	tr. Blue (dark) with red streaks	body	17.23	0.77	2.55	67.41	0.30	0.26	1.13	0.80	7.36	0.10	0.42	0.68	0.02	0.66	-0.01	0.15	0.11	0.09	-0.11
ERL104:G350:1506	Roman	tr. Blue	decoration	17.31	0.85	2.31	66.66	0.18	0.33	1.00	0.85	7.59	0.17	0.77	1.39	0.07	0.14	0.08	0.11	-0.11	-0.02	0.31
ERL104:G350:1506	Roman	op. White (bubble opacified)	body	17.51	0.59	2.36	68.69	0.10	0.33	1.14	0.73	6.64	0.11	0.58	0.65	-0.01	0.08	0.03	0.11	0.33	-0.02	0.03
ERL104:G350:1514	Roman	op. Blue	body	17.93	0.69	2.31	67.05	0.17	0.36	1.15	0.66	6.59	0.10	0.44	1.24	0.10	0.20	0.07	0.07	0.78	-0.01	0.09
ERL104:G352:2810	Roman	op. Yellow	body	11.20	0.45	1.87	45.07	0.21	0.33	0.81	0.48	4.93	0.20	0.43	0.66	0.04	0.25	0.08	3.34	0.08	0.01	29.53
ERL104:G352:2812	Roman	op. Green	body	12.62	0.50	2.28	53.11	0.18	0.39	0.92	0.61	5.32	0.09	0.41	0.92	-0.03	1.97	0.05	1.13	0.19	0.08	19.07
ERL104:G352:2814	Roman	op. White (bubble opacified)	body	16.27	0.46	2.38	69.05	0.27	0.30	0.97	0.66	7.92	0.08	0.75	0.57	0.02	0.16	-0.04	0.08	-0.10	0.12	0.05
ERL104:G353:3066	Saxon II (natron)	op. Yellow	decoration	10.30	0.81	2.08	38.86	0.18	0.43	0.64	0.61	3.87	0.25	0.91	1.32	-0.01	0.20	0.03	3.74	-0.10	-0.02	35.85
ERL104:G353:3066	Saxon II (high MgO, low MnO)	op. Red	body	16.65	1.09	2.15	60.36	0.20	0.42	0.75	0.80	6.31	0.25	0.09	3.40	0.04	2.78	1.13	0.23	0.07	-0.03	3.12
ERL104:G353:3069	Saxon II (natron)	op. Yellow	decoration	10.72	0.85	1.82	40.73	0.21	0.24	0.69	0.62	4.19	0.14	0.78	1.25	-0.04	-0.02	0.03	3.70	-0.13	0.03	34.19

Table G.1 – *(continued).*

Bead Number	*Base Glass Composition*	*Colour*	*Form*	*Oxide (wt %)*																		
				Na_2O	*MgO*	*Al_2O_3*	*SiO_2*	*P_2O_5*	*SO_3*	*Cl*	*K_2O*	*CaO*	*TiO_2*	*MnO*	*Fe_2O_3*	*CoO*	*CuO*	*ZnO*	*SnO_2*	*Sb_2O_3*	*BaO*	*PbO*
ERL104:G353:3069	Saxon II (high MgO, low MnO)	op. Red	body	15.75	1.02	2.04	60.24	0.14	0.37	0.81	0.81	5.89	0.23	0.16	3.34	0.04	2.03	0.72	1.17	-0.05	-0.02	5.16
ERL104:G353:3070	Saxon II (natron)	op. White (Sn opacified)	body	16.48	1.28	1.79	56.12	0.26	0.31	0.82	0.95	5.75	0.12	1.28	1.59	0.01	0.04	0.01	7.86	-0.12	0.04	5.35
ERL104:G353:3070	Saxon II (high MgO, low MnO)	tr. Blue	decoration	21.86	1.01	2.53	63.96	0.07	0.59	1.04	0.63	6.01	0.17	0.20	1.09	0.04	0.19	0.04	0.14	0.09	-0.01	0.34
ERL104:G353:3073	Saxon II (high MgO, low MnO)	op. Greyish-blue	body	19.90	1.08	2.63	63.88	0.17	0.56	0.99	0.89	6.65	0.20	0.25	1.46	0.06	0.12	0.02	0.41	-0.15	-0.01	0.62
ERL104:G353:3079	Saxon II (natron)	op. Yellow	decoration	10.78	0.91	1.79	40.81	0.20	0.33	0.71	0.61	4.15	0.14	1.15	1.32	0.02	0.05	0.00	3.55	-0.31	0.08	33.74
ERL104:G353:3079	Saxon II (high MgO, low MnO)	op. Red	body	16.13	0.91	1.70	57.11	0.14	0.46	0.84	0.80	4.77	0.16	0.16	5.03	-0.03	3.28	0.67	1.66	0.14	0.01	5.95
ERL104:G353:3080	Saxon II (natron)	op. White (Sn opacified)	body	16.63	1.35	2.05	60.63	0.38	0.38	0.89	1.03	6.60	0.21	1.54	1.71	0.02	0.14	0.00	4.82	0.09	0.09	1.29
ERL104:G358:2762	Saxon I (natron)	Light	body	18.64	0.89	2.30	66.20	0.12	0.48	0.92	0.70	7.59	0.14	1.17	0.85	-0.01	0.01	0.00	0.02	-0.18	0.02	0.00
ERL104:G358:2764	Saxon I (natron)	Light	body	18.12	1.19	2.36	64.67	0.11	0.47	0.79	0.76	8.38	0.15	1.16	1.26	0.03	0.21	0.06	0.07	0.04	0.01	0.05
ERL104:G362:1961&1969	Roman	op. Yellow	decoration	10.22	0.49	2.06	38.06	0.14	0.25	0.73	0.43	3.84	0.10	0.73	0.95	-0.04	0.34	-0.06	3.49	0.06	0.10	38.14
ERL104:G362:1961&1969	Roman	tr. Green (Cu)	decoration	13.49	0.50	2.39	52.34	0.10	0.37	0.82	0.62	4.77	0.16	0.62	1.14	-0.01	4.21	0.72	0.62	0.24	0.07	16.79
ERL104:G362:1961&1969	HIMT	op. Red	body	14.78	0.74	2.35	54.61	0.18	0.47	0.86	0.73	5.21	0.22	1.14	5.12	0.01	1.24	0.21	0.59	-0.09	0.14	11.44
ERL104:G362:1965	Roman	op. Yellow	body	9.01	0.45	2.09	38.89	0.13	0.26	0.66	0.42	3.54	0.16	0.40	0.92	-0.01	0.09	0.01	2.69	0.02	-0.04	40.44
ERL104:G362:1972	Saxon I (blue)	tr. Blue	body	19.16	0.86	2.24	64.90	0.08	0.62	0.88	0.66	7.31	0.17	0.72	1.64	0.08	0.23	0.12	0.07	-0.03	0.09	0.09
ERL104:G362:1974	Roman	op. Red	body	15.67	0.70	2.42	60.46	0.13	0.32	0.83	0.68	5.99	0.17	0.84	4.26	0.06	1.70	0.02	0.12	0.10	0.08	5.19
ERL104:G362:1974	HIMT	op. Yellow	decoration	12.72	0.65	2.23	44.16	0.09	0.42	0.80	0.40	3.92	0.26	1.22	1.32	-0.02	0.30	0.09	3.40	-0.34	0.06	28.35

Table G.1 – *(continued).*

Bead Number	*Base Glass Composition*	*Colour*	*Form*	*Oxide (wt %)*																		
				Na_2O	*MgO*	*Al_2O_3*	*SiO_2*	*P_2O_5*	*SO_3*	*Cl*	*K_2O*	*CaO*	*TiO_2*	*MnO*	*Fe_2O_3*	*CoO*	*CuO*	*ZnO*	*SnO_2*	*Sb_2O_3*	*BaO*	*PbO*
ERL104:G362:2037	Roman	op. White (bubble opacified)	body	17.99	0.55	2.36	68.89	0.10	0.34	1.11	0.64	6.44	0.18	0.58	0.56	-0.01	0.16	-0.04	0.13	0.10	-0.06	-0.04
ERL104:G362:2038	Saxon I (blue)	tr. Blue	body	20.27	0.51	2.03	65.81	0.12	0.57	0.97	0.63	6.62	0.11	0.76	1.20	0.07	0.19	0.04	0.05	0.03	-0.01	-0.02
ERL104:G362:2642	Roman	op. Yellow	body	8.92	0.44	2.06	38.42	0.15	0.19	0.69	0.39	3.46	0.25	0.42	0.90	-0.02	0.22	-0.01	2.85	0.04	-0.03	40.91
ERL104:G363:1906	Roman	op. White (Sn opacified)	decoration	19.08	0.50	1.81	62.67	0.15	0.61	0.99	0.48	5.26	0.08	1.13	0.69	0.02	0.23	0.00	4.47	0.08	0.07	1.65
ERL104:G363:1906	Roman	Dark	body	10.82	0.54	2.89	49.18	0.34	0.37	0.55	1.29	4.36	0.15	0.59	11.33	0.15	0.38	0.06	0.15	-0.12	0.11	16.90
ERL104:G363:1910	Roman	op. Green	body	13.35	0.54	2.32	54.65	0.13	0.39	0.93	0.53	5.67	0.15	0.94	0.80	0.04	4.83	0.45	0.40	0.08	-0.02	13.83
ERL104:G363:1910	Roman	op. Red	decoration	12.79	0.53	2.43	52.61	0.19	0.39	0.80	0.86	4.79	0.18	0.33	3.95	0.01	2.99	0.17	0.80	0.20	0.00	15.91
ERL104:G363:1912	Roman	op. Red	body	14.32	0.63	2.62	60.67	0.27	0.24	0.84	0.78	5.68	0.15	0.76	4.89	0.02	1.72	-0.07	0.25	0.06	0.05	6.09
ERL104:G363:1912	Roman	tr. Green (Cu)	decoration	14.75	0.57	2.56	60.07	0.19	0.36	0.89	0.69	5.47	0.17	0.30	0.77	0.08	2.27	0.04	0.17	0.45	-0.07	10.24
ERL104:G363:1912	Roman	op. Yellow	decoration	13.29	0.46	2.71	58.68	0.14	0.42	0.89	0.55	5.85	0.09	0.17	0.57	0.01	0.03	0.01	0.90	0.02	0.03	15.18
ERL104:G363:1914	Saxon I (blue)	tr. Blue	body	18.65	0.94	2.43	64.64	0.29	0.55	0.87	0.73	7.71	0.24	0.59	1.45	0.07	0.28	0.01	0.16	0.11	0.02	0.16
ERL104:G363:1916	Roman	op. Green	body	11.22	0.53	2.78	46.97	0.14	0.35	0.71	0.57	4.64	0.05	0.52	0.93	0.05	1.46	0.04	0.12	-0.12	0.06	29.17
ERL104:G363:1916	Roman	op. Red	decoration	14.32	0.61	2.67	54.53	0.15	0.42	0.73	0.65	5.59	0.13	0.73	3.09	-0.05	1.10	0.09	0.31	0.09	-0.03	14.91
ERL104:G363:1916	Roman	op. Yellow	decoration	12.72	0.45	2.35	46.67	0.10	0.46	0.94	0.55	3.96	0.05	0.22	0.76	0.03	0.57	0.02	3.56	0.31	0.12	26.22
ERL104:G363:1922	Roman	op. Red	body	12.84	0.56	2.19	52.96	0.20	0.44	0.78	0.83	5.13	0.07	0.36	3.79	0.05	2.90	0.15	0.77	0.26	0.04	15.64
ERL104:G363:1922	Roman	op. Yellow	decoration	10.03	0.42	1.87	37.68	-0.01	0.41	0.63	0.39	3.51	0.11	0.61	0.93	-0.04	0.02	0.03	3.97	-0.05	0.19	39.23
ERL104:G363:1922	HIMT	tr. Green (Fe)	decoration	12.13	0.60	2.26	45.44	0.13	0.37	0.80	0.61	3.91	0.30	1.18	2.21	0.01	0.00	-0.07	1.64	-0.27	0.13	28.69
ERL104:G363:1931	Saxon I (blue)	tr. Blue	body	20.76	0.54	1.94	66.36	0.09	0.51	1.01	0.51	6.49	0.10	0.74	0.95	0.10	0.11	-0.04	-0.04	-0.04	0.13	0.01
ERL104:G363:1936	Saxon I (blue)	tr. Blue	body	19.70	0.77	2.14	65.53	0.02	0.59	0.99	0.60	6.78	0.16	0.92	1.23	0.07	0.23	-0.03	0.06	0.12	0.01	0.08
ERL104:G367:3619	Roman	tr. Blue	decoration	19.63	0.53	2.00	67.08	0.13	0.52	0.99	0.41	5.82	0.04	0.05	2.36	0.29	0.29	0.02	-0.07	-0.24	0.10	0.01
ERL104:G367:3619	Roman	op. White (bubble opacified)	body	16.10	0.71	2.27	68.77	0.22	0.97	1.06	0.57	7.06	0.09	0.93	0.76	0.04	0.06	0.00	0.08	0.05	0.12	0.03
ERL104:G367:3619	Roman	op. Red	decoration	12.21	0.61	2.60	54.49	0.28	0.39	0.80	0.85	5.11	0.17	0.51	4.78	0.03	3.16	0.09	0.40	-0.10	-0.06	13.61

Table G.1 – *(continued).*

Bead Number	*Base Glass Composition*	*Colour*	*Form*	*Oxide (wt %)*																		
				Na_2O	*MgO*	*Al_2O_3*	*SiO_2*	*P_2O_5*	*SO_3*	*Cl*	*K_2O*	*CaO*	*TiO_2*	*MnO*	*Fe_2O_3*	*CoO*	*CuO*	*ZnO*	*SnO_2*	*Sb_2O_3*	*BaO*	*PbO*
ERL104:G367:3623	Saxon I (blue)	tr. Blue	body	19.62	0.83	2.29	64.67	0.16	0.49	0.94	1.01	7.34	0.19	0.65	1.42	0.10	0.18	-0.01	0.09	-0.06	-0.04	0.02
ERL104:G367:3624	Roman	op. Red	decoration	13.93	0.55	2.31	55.35	0.09	0.40	0.80	0.73	5.71	0.09	0.63	2.81	0.07	1.93	0.16	0.68	0.13	0.03	13.47
ERL104:G367:3624	Roman	op. Red	core	14.27	0.58	2.43	56.70	0.14	0.28	0.83	0.67	5.58	0.09	0.58	3.44	0.03	1.98	0.03	0.31	-0.01	0.05	12.06
ERL104:G367:3624	Roman	op. White (bubble opacified)	body	16.45	0.55	2.29	68.97	0.16	0.24	1.05	0.62	7.34	0.00	1.02	0.63	0.02	0.08	0.01	0.04	0.28	0.13	-0.01
ERL104:G367:3624	Saxon I (blue)	tr. Blue	decoration	18.26	0.90	2.33	65.45	0.16	0.46	0.85	0.77	7.01	0.20	0.58	1.85	0.14	0.41	0.02	0.20	0.19	0.05	0.05
ERL104:G367:3625	Roman	op. White (bubble opacified)	body	17.88	0.57	2.29	68.55	0.16	0.34	1.06	0.54	6.65	0.06	0.49	0.62	0.06	0.22	0.00	0.01	0.40	0.04	0.01
ERL104:G367:3626	Roman	op. Red	body	13.45	0.58	2.47	55.80	0.29	0.36	0.86	0.72	5.69	0.13	0.48	3.96	0.00	3.10	0.06	0.20	0.06	0.00	11.70
ERL104:G367:3627	Saxon II (natron)	op. Yellow	body	9.90	0.67	2.53	40.26	0.07	0.32	0.70	0.66	3.68	0.20	0.73	1.19	0.00	0.06	-0.02	2.82	-0.01	0.10	36.23
ERL104:G367:3631	Saxon I (natron)	Dark	body	18.87	0.54	1.87	61.29	0.16	0.58	0.89	0.48	5.90	0.09	1.21	7.80	0.05	0.00	0.01	0.09	0.14	0.10	-0.19
ERL104:G367:3633	Roman	op. Red	body	13.94	0.55	2.72	53.73	0.19	0.22	0.88	0.88	5.28	0.13	0.75	3.03	0.05	3.02	0.48	0.31	-0.03	0.06	13.65
ERL104:G367:3633	Roman	tr. Green (Cu)	decoration	14.22	0.54	2.48	57.98	0.16	0.33	0.95	0.97	5.72	0.14	0.75	0.92	0.01	2.82	0.33	0.22	0.14	-0.09	11.32
ERL104:G367:3633	Roman	op. Yellow	decoration	12.87	0.47	2.63	51.38	0.18	0.28	0.86	0.62	5.21	0.07	0.37	0.83	0.04	0.18	0.11	2.02	0.06	-0.02	21.88
ERL104:G367:3637/3652	Roman	tr. Green (Cu)	body	14.77	0.68	2.65	62.14	0.31	0.33	0.90	0.89	5.67	0.09	0.57	0.92	-0.01	2.78	0.05	0.24	0.05	0.10	6.78
ERL104:G367:3637/3652	Roman	op. Red	decoration	14.34	0.68	2.68	61.33	0.33	0.25	0.84	1.01	5.58	0.10	0.60	4.93	0.00	1.22	-0.01	0.18	0.11	0.06	5.64
ERL104:G367:3637/3652	Roman	op. Yellow	decoration	11.90	0.37	2.35	50.06	0.15	0.36	0.78	0.52	4.85	0.12	0.39	0.77	0.03	0.02	-0.04	2.92	0.15	0.07	24.11
ERL104:G367:3646	Roman	op. Green	body	14.12	0.40	2.43	55.80	0.09	0.36	0.89	0.56	4.98	0.14	0.22	0.93	0.04	2.70	0.04	0.41	0.38	0.01	15.48
ERL104:G367:3653	Roman	tr. Green (Cu)	body	14.72	0.61	2.59	63.71	0.21	0.35	0.92	0.74	6.03	0.13	0.52	0.83	0.08	2.45	0.02	0.13	0.18	0.02	5.70
ERL104:G367:3653	Roman	op. Red	decoration	14.24	0.69	2.55	61.15	0.20	0.28	0.86	0.97	5.62	0.11	0.64	4.79	-0.01	1.69	0.08	0.28	0.27	0.02	5.53
ERL104:G367:3653	Roman	op. Yellow	decoration	11.79	0.42	2.20	49.59	0.11	0.37	0.79	0.56	4.76	0.08	0.41	0.84	0.01	-0.03	0.06	3.38	-0.02	0.10	24.46
ERL104:G367:3663	Roman	tr. Blue	body	18.27	0.62	1.98	68.37	0.23	0.48	1.06	0.57	6.21	0.07	0.59	0.86	0.02	0.33	-0.03	0.13	-0.03	0.08	0.08

Table G.1 – *(continued).*

Bead Number	*Base Glass Composition*	*Colour*	*Form*	*Oxide (wt %)*																		
				Na_2O	*MgO*	*Al_2O_3*	*SiO_2*	*P_2O_5*	*SO_3*	*Cl*	*K_2O*	*CaO*	*TiO_2*	*MnO*	*Fe_2O_3*	*CoO*	*CuO*	*ZnO*	*SnO_2*	*Sb_2O_3*	*BaO*	*PbO*
ERL114:G413:1486	Roman	op. Red	body	13.11	0.50	2.41	56.14	0.15	0.29	0.87	0.73	5.15	0.09	0.46	4.01	0.10	1.79	0.05	0.60	0.14	-0.03	13.49
ERL114:G413:1486	Roman	tr. Green (Cu)	decoration	12.65	0.52	2.42	53.24	0.11	0.43	0.83	0.63	4.99	0.11	0.32	0.78	-0.10	3.39	0.07	0.39	0.12	0.07	19.14
ERL114:G413:1486	Roman	op. Yellow	decoration	11.87	0.46	2.09	49.44	0.06	0.46	0.76	0.57	4.38	0.12	0.29	0.83	0.03	0.36	-0.02	2.89	0.11	0.06	25.36
ERL114:G413:1492	Saxon I (blue)	tr. Blue	body	19.31	0.84	2.18	64.97	0.09	0.52	0.83	0.68	7.16	0.19	1.18	1.49	0.06	0.18	0.01	0.19	0.02	-0.01	0.03
ERL114:G413:1493	Roman	op. Red	body	11.78	0.59	2.70	51.48	0.21	-0.22	0.69	0.75	4.64	0.19	0.78	2.95	-0.06	3.34	0.16	0.22	-0.58	0.10	20.25
ERL114:G413:1495	Roman	op. Red	body	12.30	0.48	2.87	55.28	0.30	0.26	0.74	0.86	4.85	0.09	0.35	8.00	0.05	2.46	0.03	0.25	0.27	0.01	10.43
ERL114:G413:1497	Roman	op. White (bubble opacified)	body	17.61	0.52	1.97	70.25	0.11	0.21	1.22	0.45	6.43	0.07	0.18	0.41	-0.01	0.02	-0.03	0.12	0.44	-0.06	0.04
ERL114:G413:1498	Roman	op. Red	body	12.97	0.59	2.41	54.38	0.22	0.24	0.76	0.76	5.09	0.09	0.58	3.15	0.04	3.30	0.06	0.50	0.30	0.09	14.53
ERL114:G413:1498	Roman	tr. Green (Cu)	decoration	11.94	0.47	2.79	50.00	0.23	0.08	0.87	0.57	4.45	0.19	0.35	0.95	0.05	4.21	-0.01	0.27	-0.17	-0.07	22.87
ERL114:G413:1498	HIMT	op. Yellow	decoration	13.06	0.66	2.36	49.00	0.15	0.08	0.80	0.54	4.68	0.20	0.77	1.13	-0.01	-0.03	0.08	1.30	-0.29	0.09	25.44
ERL114:G414:1535	Roman	op. White (Sn opacified)	decoration	20.90	0.58	1.87	64.24	0.11	0.61	1.00	0.56	5.55	0.13	0.97	0.61	-0.05	0.03	0.02	1.32	-0.03	0.03	1.61
ERL114:G414:1535	Saxon I (natron)	Dark	body	17.87	0.61	1.95	59.15	0.17	0.32	0.68	0.63	6.04	0.02	0.95	11.13	0.10	0.03	-0.01	0.03	0.11	0.10	0.05
ERL114:G417:1470	Saxon I (natron)	tr. Yellow-green	body	17.98	1.29	2.43	65.39	0.25	0.45	0.86	0.90	7.55	0.14	1.65	0.91	0.00	0.00	0.14	0.05	0.03	0.03	0.01
ERL114:G417:1471	Saxon I (blue)	tr. Blue	body	18.18	0.78	2.32	66.62	0.16	0.47	0.91	0.67	7.30	0.17	0.69	1.05	0.02	0.13	0.09	0.20	0.16	-0.04	0.03
ERL114:G417:1473	A2b Blue	tr. Blue	body	18.94	0.78	2.22	67.47	0.16	0.57	0.97	0.71	6.11	0.15	0.35	0.85	0.07	0.08	-0.08	0.14	-0.05	-0.02	0.49
ERL114:G421:1366	Saxon I (natron)	Light	body	18.69	0.81	2.01	66.48	0.11	0.51	0.97	0.67	7.37	0.15	1.22	0.67	0.03	0.01	-0.02	0.13	0.10	0.06	-0.01
ERL114:G422:1377	Roman	op. Yellow	body	13.56	0.56	1.75	49.01	0.07	0.19	0.98	0.78	4.24	0.10	0.52	0.75	0.09	0.00	-0.01	1.94	0.07	-0.06	25.58
ERL114:G422:1379	Saxon I (natron)	Light	body	18.22	1.26	2.54	65.15	0.15	0.45	0.97	0.77	7.69	0.18	1.48	1.04	-0.04	0.03	0.06	0.07	-0.05	0.05	-0.06
ERL114:G422:1416	Roman	op. Yellow	body	13.15	0.51	1.78	49.39	0.11	0.26	0.97	0.63	4.41	0.05	0.57	0.69	-0.06	-0.03	0.05	1.90	0.02	-0.03	25.55
ERL114:G422:1420	Roman	op. Yellow	body	13.76	0.52	2.02	52.35	0.14	0.27	0.88	0.58	5.09	0.09	0.39	0.67	0.04	0.01	0.07	1.84	0.26	-0.02	21.06
ERL114:G422:1420	Roman	op. Red	decoration	14.24	0.47	2.38	56.70	0.23	0.31	0.88	0.75	5.13	0.07	0.55	7.07	0.03	1.51	-0.01	0.28	0.26	0.15	9.01
ERL114:G422:1428	Roman	op. Yellow	body	10.56	0.37	2.25	47.88	0.13	0.22	0.79	0.50	4.67	0.06	0.29	0.88	0.01	0.11	-0.05	2.84	0.22	-0.03	28.33
ERL114:G422:1428	Roman	op. Red	decoration	13.86	0.58	2.53	58.84	0.25	0.19	0.85	0.71	5.75	0.14	0.53	3.91	-0.06	2.00	0.00	0.41	0.26	-0.03	9.22

Table G.1 – *(continued).*

Bead Number	*Base Glass Composition*	*Colour*	*Form*	*Oxide (wt %)*																		
				Na_2O	*MgO*	*Al_2O_3*	*SiO_2*	*P_2O_5*	*SO_3*	*Cl*	*K_2O*	*CaO*	*TiO_2*	*MnO*	*Fe_2O_3*	*CoO*	*CuO*	*ZnO*	*SnO_2*	*Sb_2O_3*	*BaO*	*PbO*
ERL114:G422:1453	Roman	op. Yellow	body	10.21	0.42	2.29	43.97	0.10	0.34	0.71	0.63	4.07	0.18	0.24	0.89	-0.01	0.01	-0.03	2.05	-0.13	-0.06	34.18
ERL114:G422:1454	Roman	op. White (bubble opacified)	body	18.71	0.56	2.17	67.79	0.03	0.37	1.16	0.65	6.14	0.12	0.78	0.79	-0.01	0.01	0.01	0.17	0.16	0.07	0.23
ERL114:G422:1454	Saxon I (blue)	tr. Blue	decoration	19.64	0.78	2.27	64.81	0.12	0.60	0.93	0.62	6.98	0.16	1.07	1.50	0.09	0.09	0.01	0.05	0.13	0.07	0.04
ERL114:G422:1456	Roman	op. Yellow	body	10.05	0.38	2.43	44.24	0.12	0.28	0.71	0.60	4.09	0.12	0.32	0.89	0.05	-0.04	-0.02	1.75	-0.01	-0.04	34.11
ERL114:G423:1601/2	Saxon I (natron)	Light	body	17.43	0.88	2.61	66.45	0.09	0.49	0.88	0.73	8.32	0.13	1.23	0.68	-0.02	0.02	0.07	-0.05	0.13	0.05	-0.08
ERL114:G429:1554	Saxon I (blue)	tr. Blue	body	18.88	1.11	2.42	64.35	0.09	0.43	0.84	0.67	8.39	0.13	0.92	1.14	0.04	0.04	0.05	0.08	0.13	0.00	0.34
ERL114:G429:1558	Saxon I (natron)	Light	body	17.36	1.21	2.51	64.12	0.20	0.35	0.85	0.83	8.70	0.18	2.59	1.03	0.03	0.05	0.00	0.02	0.04	0.05	-0.16
ERL114:G429:1560	Roman	tr. Blue-green	body	17.57	0.51	2.22	69.70	0.06	0.23	0.90	0.58	6.29	0.05	0.40	0.84	0.07	-0.03	-0.01	0.03	0.48	0.13	0.03
ERL114:G429:1563	Saxon I (natron)	Light	body	17.84	1.09	2.33	65.78	0.17	0.40	0.96	0.74	7.58	0.12	1.71	0.92	0.07	0.01	-0.02	0.16	0.12	-0.01	-0.03
ERL114:G429:1566	Saxon I (natron)	Dark	body	15.46	0.94	2.10	57.88	0.14	0.47	0.78	0.83	7.55	0.10	1.14	12.18	0.11	0.14	0.06	-0.05	-0.10	0.05	0.17
ERL114:G429:1572	Saxon I (natron)	Dark	body	15.94	1.01	2.36	59.14	0.20	0.37	0.85	0.93	7.78	0.10	1.34	9.79	0.02	0.02	-0.08	0.02	-0.08	0.08	0.22
ERL114:G429:1575	Saxon I (natron)	Dark	body	15.51	0.89	2.03	58.27	0.13	0.43	0.82	0.86	7.43	0.11	1.17	11.66	0.01	0.09	0.06	0.18	0.03	0.09	0.17
ERL114:G447:1073	Roman	op. Yellow	body	13.28	0.57	2.36	56.34	0.15	0.33	0.97	0.54	5.72	0.14	0.57	0.84	-0.03	0.05	0.02	1.10	0.04	-0.06	17.07
ERL114:G450:1154	Saxon I (blue)	tr. Blue	body	19.20	0.90	2.29	64.85	0.15	0.58	0.82	0.74	7.63	0.23	0.68	1.60	0.06	0.11	0.00	0.03	-0.01	-0.01	0.15
ERL114:G450:1155	Saxon I (blue)	tr. Blue	body	19.38	0.80	2.12	66.18	0.03	0.50	0.96	0.53	6.54	0.15	0.63	1.31	0.09	0.22	0.03	0.19	0.21	0.05	0.03
ERL114:G450:1156	Saxon I (natron)	tr. Green (Fe)	body	19.47	1.19	2.61	63.20	0.13	0.30	1.00	0.43	7.37	0.38	1.76	1.76	0.05	-0.04	0.05	0.17	0.08	0.02	-0.06
ERL114:G450:1157	Roman	tr. Blue	body	17.63	0.39	1.92	70.76	0.06	0.29	1.07	0.45	5.30	0.08	0.13	1.07	0.20	0.19	0.08	0.14	0.13	0.00	0.08
ERL114:G450:1164	Roman	op. White (bubble opacified)	body	16.09	0.57	2.45	68.37	0.11	0.24	1.01	0.67	7.42	0.05	0.87	0.97	0.01	0.04	0.04	0.05	-0.10	0.16	0.78
ERL114:G450:1164	Saxon I (blue)	tr. Blue	decoration	20.08	0.73	2.13	65.03	0.12	0.53	0.96	0.64	6.66	0.18	1.14	1.23	0.19	0.18	0.02	0.08	0.05	0.00	-0.03
ERL114:G450:1176	Saxon I (natron)	Light	body	18.31	1.34	2.59	63.62	0.11	0.44	0.92	0.82	8.77	0.13	1.76	1.01	0.02	-0.03	0.04	0.08	0.00	0.00	0.00
ERL114:G450:1189	Saxon I (blue)	tr. Blue	body	19.18	0.95	2.44	63.79	0.14	0.48	1.01	0.70	7.18	0.18	0.73	2.06	0.11	0.31	-0.02	0.17	0.12	0.06	0.53
ERL114:G450:1225	Saxon I (natron)	Light	body	18.18	1.39	2.52	63.26	0.13	0.47	0.91	0.82	8.84	0.17	1.63	0.99	0.00	0.08	0.09	0.15	0.20	0.05	-0.03
ERL114:G450:1590	Saxon I (natron)	tr. Blue	body	16.89	1.19	2.61	62.60	0.18	0.41	0.82	0.81	8.33	0.17	1.41	2.28	0.17	0.41	0.02	0.04	0.00	-0.01	1.56

Table G.2 – Reduced SEM-EDS data for the glass beads from Eriswell, ordered numerically by grave and small finds number. Red numbers represent assumed values.

Bead Number	*Base Glass Composition*	*Colour*	*Form*	*Oxide (wt %)*												
				*Na_2O**	*MgO**	*Al_2O_3**	*SiO_2**	*P_2O_5**	*SO_3**	*Cl**	*K_2O**	*CaO**	*TiO_2**	*MnO**	*Fe_2O_3**	*Sb_2O_3**
ERL046:G03:1226	Saxon I (natron)	tr. Blue	body	18.24	1.09	2.55	64.52	0.11	0.33	0.92	0.75	8.19	0.12	1.41	1.62	0.15
ERL046:G03:1232	Saxon I (natron)	tr. Green (Fe)	body	18.99	1.04	2.09	65.00	0.10	0.38	1.02	0.60	7.96	0.18	1.62	0.97	0.05
ERL046:G03:1271	Roman	op. Red	body	15.76	0.79	2.52	69.26	0.29	0.39	1.18	0.80	6.99	0.16	0.55	1.26	0.06
ERL046:G03:1271	Saxon I (blue)	tr. Blue	decoration	19.99	0.78	2.24	65.43	0.10	0.60	0.96	0.61	6.95	0.25	0.36	1.57	0.16
ERL046:G03:1276	Roman	op. Red	body	16.32	0.69	2.55	68.50	0.35	0.44	0.93	1.08	7.11	0.07	0.59	1.27	0.12
ERL046:G03:1276	Roman	tr. Blue-green	decoration	18.25	0.74	2.29	67.39	0.11	0.38	0.89	0.72	7.07	0.13	0.93	0.91	0.17
ERL046:G03:1279	Roman	tr. Green (Cu)	decoration	16.42	0.74	2.42	69.30	0.17	0.34	1.03	0.86	6.49	0.17	0.74	1.21	0.14
ERL046:G03:1279	Roman	op. Yellow	body	16.50	0.73	2.43	68.94	0.15	0.59	1.11	0.86	6.41	0.25	0.66	1.23	0.15
ERL046:G03:1289	Roman	op. Blue-green	body	16.90	0.58	2.43	69.13	0.23	0.62	1.06	0.72	6.25	0.21	0.19	1.22	0.47
ERL046:G03:1303	Roman	op. Red	decoration	16.91	0.50	2.55	69.62	0.26	0.26	0.95	0.88	6.17	0.11	0.35	1.27	0.17
ERL046:G03:1303	Roman	op. Yellow	body	17.44	0.57	2.42	68.67	0.12	0.20	1.08	0.67	6.20	0.24	0.30	1.47	0.62
ERL046:G03:1322	Roman	op. Red	decoration	16.57	0.51	2.54	69.22	0.26	0.45	0.95	0.90	6.27	0.12	0.41	1.27	0.53
ERL046:G03:1322	Roman	op. White (bubble opacified)	body	17.26	0.63	2.36	68.82	0.15	0.31	1.03	0.66	7.20	0.07	0.61	0.78	0.11
ERL046:G03:1322	Saxon I (blue)	tr. Blue	decoration	19.86	0.86	2.37	65.15	0.11	0.60	0.90	0.63	7.21	0.24	0.32	1.76	-0.02
ERL046:G03:1325	Roman	op. Blue-green	body	16.75	0.54	2.42	69.59	0.20	0.40	1.06	0.68	6.22	0.12	0.24	1.46	0.32
ERL046:G05:1403	Roman	op. Green	body	17.29	0.54	2.41	69.13	0.18	0.32	1.07	0.72	6.48	0.18	0.33	1.05	0.31
ERL046:G05:1411	Saxon I (blue)	tr. Blue	body	20.47	0.78	2.08	65.53	0.08	0.62	1.19	0.57	6.70	0.11	0.08	1.63	0.16
ERL046:G05:1429	Saxon I (natron)	Light	body	19.27	1.23	2.43	64.78	0.21	0.46	0.74	0.64	7.78	0.20	1.35	0.93	-0.01
ERL046:G05:1431	Levantine I	op. Red	body	13.58	0.49	3.07	70.44	0.29	0.27	1.12	0.81	8.31	0.08	0.27	1.22	0.04
ERL046:G05:1432	Saxon I (natron)	tr. Pink-brown	body	20.20	0.66	2.15	65.73	0.12	0.55	0.95	0.61	6.71	0.26	1.47	0.83	-0.27
ERL046:G05:1436	Roman	op. Blue	body	17.32	0.64	2.39	67.68	0.16	0.40	0.98	0.73	7.11	0.12	0.51	1.24	0.72
ERL046:G05:1438	Saxon I (blue)	tr. Blue	body	18.42	0.85	2.22	67.98	0.15	0.44	0.89	0.48	7.85	0.09	0.12	1.16	-0.66
ERL046:G05:1459	Saxon I (blue)	tr. Blue	body	19.81	0.78	2.04	66.39	0.12	0.43	1.16	0.60	6.81	0.08	0.13	1.77	-0.12

Table G.2 – *(continued).*

Bead Number	*Base Glass Composition*	*Colour*	*Form*	*Oxide (wt %)*												
				*Na_2O**	*MgO**	*Al_2O_3**	*SiO_2**	*P_2O_5**	*SO_3**	*Cl**	*K_2O**	*CaO**	*TiO_2**	*MnO**	*Fe_2O_3**	*Sb_2O_3**
ERL046:G05:1491	Roman	op. White (bubble opacified)	body	18.21	0.55	2.22	68.91	0.15	0.33	1.08	0.55	6.20	0.14	0.50	0.63	0.51
ERL046:G05:1508	Saxon I (blue)	tr. Blue	body	21.05	0.77	2.07	65.42	0.08	0.43	1.18	0.52	6.50	0.12	0.08	1.71	0.07
ERL046:G05:1516	Roman	op. White (bubble opacified)	body	18.28	0.57	2.09	69.07	0.15	0.35	1.16	0.59	6.20	0.06	0.42	0.58	0.45
ERL046:G08:1546	Saxon I (natron)	tr. Blue	body	17.53	1.05	2.48	65.27	0.16	0.45	0.92	0.76	8.04	0.11	1.35	1.87	0.01
ERL046:G08:1550	Saxon I (natron)	Light	body	17.16	1.25	2.60	64.90	0.13	0.41	0.95	0.66	8.40	0.15	2.32	1.05	0.02
ERL046:G08:1555	Saxon I (natron)	Light	body	18.65	1.25	2.36	63.44	0.19	0.43	0.94	0.72	8.64	0.18	2.02	1.08	0.09
ERL046:G08:1571	Saxon I (natron)	tr. Blue	body	18.05	1.02	2.52	64.81	0.17	0.49	0.90	0.75	7.98	0.13	1.38	1.86	-0.06
ERL046:G08:1584	Saxon I (natron)	Light	body	16.81	1.25	2.52	65.62	0.14	0.42	0.95	0.65	8.67	0.18	2.18	1.10	-0.48
ERL046:G08:1588	Saxon I (natron)	Light	body	17.39	1.23	2.57	64.62	0.14	0.40	1.00	0.65	8.41	0.19	2.33	1.06	0.00
ERL046:G08:1593	Roman	op. Red	body	16.68	0.61	2.50	69.33	0.27	0.30	0.96	0.93	6.30	0.12	0.34	1.25	0.40
ERL046:G08:1596	Roman	op. Yellow with green streaks	body	17.28	0.77	2.43	69.11	0.22	0.29	1.03	0.90	6.09	0.12	0.20	1.21	0.35
ERL046:G08:1597	Roman	op. White (bubble opacified)	body	15.81	0.53	2.29	70.63	0.13	0.21	1.11	0.62	7.21	0.07	0.89	0.51	-0.02
ERL046:G08:1611	Roman	op. Green	body	17.20	0.61	2.41	69.21	0.20	0.42	1.16	0.67	6.54	0.12	0.31	0.96	0.20
ERL046:G08:1612	Saxon I (blue)	tr. Blue	decoration	18.60	0.75	2.29	67.02	0.07	0.43	0.97	0.67	7.24	0.16	0.64	1.12	0.03
ERL046:G08:1612	Roman	op. White (bubble opacified)	body	16.96	0.53	2.32	69.56	0.12	0.30	1.03	0.69	7.00	0.06	0.31	0.77	0.34
ERL046:G08:1629	Saxon I (natron)	Light	body	17.75	1.09	2.40	65.90	0.24	0.36	0.97	0.77	7.72	0.14	1.73	0.89	0.03
ERL046:G15:1740	Roman	Dark	body	18.00	0.71	2.42	67.39	0.18	0.32	0.89	0.75	6.96	0.14	0.85	1.21	0.17
ERL046:G15:1740	Saxon I (natron)	op. White (Sn opacified)	decoration	19.18	0.88	2.14	65.63	0.08	0.43	1.01	0.52	7.79	0.12	1.31	0.87	0.02
ERL046:G18:1786	Roman	op. Red	body	16.38	0.60	2.50	69.26	0.29	0.38	1.02	0.99	6.56	0.17	0.52	1.25	0.08
ERL046:G18:1787	Roman	op. Yellow	body	16.67	0.59	2.41	69.91	0.17	0.32	1.19	0.61	7.03	0.02	0.38	0.64	0.05

Table G.2 – *(continued).*

Bead Number	*Base Glass Composition*	*Colour*	*Form*	*Oxide (wt %)*												
				*Na_2O**	*MgO**	*Al_2O_3**	*SiO_2**	*P_2O_5**	*SO_3**	*Cl**	*K_2O**	*CaO**	*TiO_2**	*MnO**	*Fe_2O_3**	*Sb_2O_3**
ERL046:G18:1788	Roman	tr. Blue	decoration	18.99	0.54	2.23	66.91	0.10	0.45	1.03	0.65	6.15	0.10	0.59	1.95	0.32
ERL046:G18:1788	Roman	op. White (bubble opacified)	body	17.19	0.59	2.42	68.91	0.20	0.35	1.17	0.67	6.91	0.03	0.56	0.62	0.36
ERL046:G24:1189	Saxon I (natron)	Light	body	16.90	1.16	2.51	66.51	0.17	0.40	0.90	0.76	8.05	0.24	1.23	1.15	0.01
ERL046:G25:1652	Roman	op. Red	decoration	16.47	0.77	2.54	68.19	0.53	0.51	1.04	1.07	6.57	0.13	0.84	1.27	0.09
ERL046:G25:1652	Roman	op. Yellow	body	16.42	0.64	2.42	69.87	0.19	0.29	1.17	0.78	6.67	0.03	0.57	0.83	0.13
ERL046:G25:1689	Roman	tr. Blue-green	body	17.33	0.70	2.38	68.89	0.14	0.37	1.00	0.79	6.88	0.07	0.50	0.72	0.21
ERL046:G25:1691	Roman	op. Red	body	15.68	0.71	2.50	69.63	0.44	0.42	0.94	0.93	6.54	0.19	0.69	1.25	0.08
ERL046:G25:1691	Roman	tr. Green (Fe)	decoration	19.03	0.85	2.34	66.28	0.10	0.50	1.06	0.69	6.35	0.16	1.02	1.21	0.41
ERL046:G25:1691	Roman	op. Yellow	decoration	15.19	0.65	2.42	70.13	0.23	0.51	1.13	0.70	7.45	0.10	0.51	1.00	-0.01
ERL046:G38:1033	Roman	op. Green	body	16.99	0.69	2.42	68.55	0.21	0.26	1.01	0.87	7.29	0.06	0.45	1.01	0.19
ERL046:G38:1035	Roman	op. Red	core	15.82	0.67	2.49	69.98	0.21	0.44	1.10	0.85	6.34	0.10	0.51	1.25	0.24
ERL046:G38:1035	Roman	op. White (bubble opacified)	body	17.03	0.55	2.11	69.80	0.12	0.37	1.13	0.60	6.92	0.09	0.44	0.55	0.28
ERL046:G38:1035	Roman	tr. Blue	decoration	16.10	0.49	2.27	70.35	0.29	0.19	1.09	0.74	6.68	0.07	0.70	0.89	0.12
ERL046:G38:1036	Roman	op. Red	body	14.86	0.88	2.73	68.38	0.57	0.65	0.56	1.51	7.39	0.15	0.97	1.37	-0.03
ERL046:G38:1036	Saxon I (blue)	tr. Blue (high K)	decoration	16.48	0.87	2.42	66.94	0.30	0.52	0.82	1.53	7.99	0.19	0.54	1.42	-0.03
ERL046:G38:1036	Saxon I (blue)	tr. Blue (low K)	decoration	17.73	0.85	2.46	66.95	0.21	0.51	0.85	0.68	7.64	0.24	0.57	1.42	-0.11
ERL046:G38:1046	Roman	op. Red	body	16.58	0.69	2.45	68.63	0.25	0.45	0.96	1.07	6.90	0.09	0.56	1.23	0.15
ERL046:G38:1048	Roman	op. Yellow	body	17.11	0.73	2.44	68.18	0.18	0.50	1.19	0.79	6.52	0.18	0.88	1.22	0.08
ERL046:G38:1048	Roman	tr. Green (Cu)	decoration	17.10	0.59	2.41	69.02	0.21	0.41	1.01	0.81	6.73	0.08	0.29	0.94	0.39
ERL046:G38:1051	Roman	tr. Blue-green	body	17.65	0.45	2.30	68.84	0.18	0.22	1.25	0.50	7.36	0.11	0.56	0.44	0.13
ERL046:G38:1053	Roman	op. Yellow	decoration	17.13	0.67	2.44	68.02	0.42	0.39	1.11	0.77	6.68	0.19	0.81	1.22	0.15
ERL046:G38:1053	Roman	op. Red	body	16.36	0.64	2.47	68.61	0.21	0.33	0.96	1.14	7.09	0.15	0.56	1.23	0.25
ERL046:G38:1053	Roman	tr. Green (Cu)	decoration	16.87	0.61	2.41	68.99	0.21	0.56	0.99	0.81	6.77	0.13	0.35	0.96	0.34

Table G.2 – *(continued).*

Bead Number	*Base Glass Composition*	*Colour*	*Form*	*Oxide (wt %)*												
				*Na_2O**	*MgO**	*Al_2O_3**	*SiO_2**	*P_2O_5**	*SO_3**	*Cl**	*K_2O**	*CaO**	*TiO_2**	*MnO**	*Fe_2O_3**	*Sb_2O_3**
ERL046:G38:1063	Roman	op. Red	body	15.48	0.68	2.51	69.47	0.23	0.56	0.99	1.03	6.61	0.13	0.58	1.26	0.47
ERL046:G38:1063	Roman	op. Blue	decoration	16.38	0.46	2.39	70.67	0.12	0.22	1.13	0.60	5.80	0.08	0.84	0.94	0.37
ERL046:G38:1067	Roman	op. White (bubble opacified)	body	17.12	0.56	2.14	69.53	0.26	0.35	1.11	0.59	6.77	0.09	0.44	0.57	0.45
ERL046:G38:1067	Roman	tr. Blue	decoration	16.81	0.51	2.50	69.99	0.14	0.16	1.07	0.64	6.53	0.01	0.71	0.86	0.06
ERL046:G38:1151	Roman	tr. Blue-green	body	17.15	0.53	2.49	67.48	0.21	0.24	1.31	0.73	8.58	0.10	0.92	0.37	-0.11
ERL046:G38:1154	Roman	op. Yellow	body	16.40	0.61	2.42	68.91	0.32	0.41	1.24	0.88	7.05	0.13	0.40	1.18	0.05
ERL046:G42:1075	Roman	tr. Blue-green	body	17.26	0.61	2.45	68.98	0.16	0.35	0.93	0.68	6.90	0.07	0.43	0.78	0.39
ERL046:G42:1077	Roman	tr. Blue-green	body	17.50	0.58	2.38	69.17	0.17	0.24	0.94	0.76	6.73	0.11	0.47	0.70	0.25
ERL046:G42:1116	Roman	tr. Blue	body	16.19	0.55	2.30	67.59	0.24	0.43	0.73	0.68	6.91	0.10	0.57	1.16	2.55
ERL046:G42:1118	Saxon I (natron)	tr. Pink-brown	body	20.28	0.66	1.99	63.60	0.12	0.58	1.13	0.54	8.05	0.13	1.73	1.00	0.17
ERL046:G42:1142	Roman	op. White (Sn opacified)	decoration	19.15	0.45	1.86	68.62	0.07	0.40	1.12	0.57	5.78	0.08	0.28	1.14	0.47
ERL046:G42:1142	Roman	tr. Blue-green	body	17.94	0.59	2.27	69.23	0.14	0.23	0.96	0.66	6.13	0.11	0.27	0.97	0.49
ERL046:G43:1721	Roman	op. Red	body	16.09	0.80	2.50	69.11	0.15	0.63	1.12	1.16	6.39	0.19	0.69	1.25	-0.08
ERL046:G43:1726	Roman	op. Red	body	16.35	0.71	2.51	68.96	0.24	0.64	0.85	0.93	6.52	0.19	0.77	1.25	0.08
ERL046:G43:1726	Roman	tr. Green (Fe)	decoration	18.93	0.91	2.30	66.16	0.11	0.53	1.09	0.67	6.40	0.24	0.91	1.21	0.53
ERL046:G43:1726	Roman	op. Yellow	decoration	14.96	0.71	2.42	69.53	0.22	0.54	1.18	0.70	7.80	0.14	0.60	1.03	0.17
ERL046:G43:1748	Saxon I (natron)	Light	body	18.19	0.96	2.23	66.29	0.26	0.48	0.91	0.70	7.79	0.11	1.20	0.85	0.02
ERL046:G44:1004	Roman	tr. Blue	body	16.19	0.47	2.29	67.92	0.16	0.43	0.84	0.60	7.14	0.16	0.62	1.03	2.13
ERL046:G44:1015	Saxon I (natron)	tr. Blue	body	18.35	1.00	2.42	64.80	0.11	0.72	0.90	0.77	8.03	0.11	1.11	1.52	0.15
ERL046:G49:1776/4	Roman	op. Yellow	body	15.80	0.61	2.43	69.80	0.22	0.44	1.13	0.76	6.76	0.11	0.33	1.25	0.36
ERL104:G107:1103	Saxon II (high MgO, MnO)	op. Orange	body	16.52	1.97	2.76	63.43	0.43	0.41	0.62	1.38	8.52	0.14	2.00	1.78	0.05

Table G.2 – *(continued).*

Bead Number	*Base Glass Composition*	*Colour*	*Form*	*Oxide (wt %)*												
				*Na_2O**	*MgO**	*Al_2O_3**	*SiO_2**	*P_2O_5**	*SO_3**	*Cl**	*K_2O**	*CaO**	*TiO_2**	*MnO**	*Fe_2O_3**	*Sb_2O_3**
ERL104:G107:1105	Saxon II (high MgO, low MnO)	op. Orange	body	16.51	1.15	2.71	67.71	0.29	0.20	0.91	1.02	8.19	0.16	0.23	0.90	0.01
ERL104:G107:1123	Levantine I	op. Red	body	15.70	0.66	2.70	68.52	0.17	0.20	0.93	0.64	9.08	0.10	0.02	1.26	0.01
ERL104:G107:1123	Saxon II (high MgO, MnO)	op. White (Sn opacified)	decoration	15.40	2.09	2.54	63.50	0.53	0.45	0.67	1.85	8.60	0.21	2.16	1.89	0.11
ERL104:G107:1125	Levantine I	op. Red	body	13.33	0.53	2.47	72.76	0.23	0.20	0.89	0.89	7.54	0.11	0.06	1.24	-0.25
ERL104:G107:1125	Levantine I	op. Yellow	decoration	12.50	0.67	2.45	72.48	0.47	0.60	1.05	0.99	7.24	0.15	0.06	1.57	-0.24
ERL104:G107:1127	Levantine I	op. Red	body	14.84	0.67	2.48	70.02	0.20	0.14	1.03	0.68	8.43	0.14	0.03	1.24	0.09
ERL104:G107:1128	Saxon II (high MgO, low MnO)	tr. Turquoise	decoration	16.49	1.18	2.48	67.19	0.31	0.30	0.89	1.21	7.69	0.15	0.76	1.27	0.08
ERL104:G107:1128	Saxon II (natron)	op. White (Sn opacified)	body	16.88	1.42	2.68	65.10	0.32	0.32	0.73	1.35	8.56	0.15	1.33	1.28	-0.11
ERL104:G107:1132	Saxon II (high MgO, MnO)	op. Red	body	17.20	1.82	2.56	63.15	0.48	0.88	0.66	1.45	8.36	0.26	1.75	1.24	0.18
ERL104:G107:1137	Saxon II (natron)	op. White (Sn opacified)	body	17.15	1.48	2.50	66.03	0.30	0.33	0.71	1.07	7.92	0.06	1.11	1.25	0.10
ERL104:G107:1141	Saxon II (high MgO, MnO)	op. Red	body	15.88	1.84	2.63	63.79	0.61	0.54	0.58	1.73	9.13	0.19	1.85	1.28	-0.04
ERL104:G107:1141	Saxon II (high MgO, MnO)	op. White (Sn opacified)	decoration	17.52	1.84	2.31	62.58	0.48	0.59	0.55	1.46	8.93	0.15	1.68	2.01	-0.10
ERL104:G107:1142	Saxon II (natron)	op. White (Sn opacified)	body	17.48	1.36	2.49	65.77	0.27	0.36	0.72	1.07	8.04	0.12	1.05	1.24	0.03
ERL104:G107:1145	Saxon II (high MgO, MnO)	op. White (Sn opacified)	body	17.54	1.88	2.25	62.38	0.39	0.54	0.58	1.43	9.00	0.17	1.69	1.85	0.29
ERL104:G107:1145	Levantine I	tr. Turquoise	decoration	15.97	0.95	2.88	67.75	0.32	0.19	0.96	0.89	8.49	0.11	0.40	0.91	0.18
ERL104:G109:1100	Saxon II (natron)	op. Red	decoration	20.60	1.23	2.57	63.55	0.24	0.59	1.04	0.81	6.80	0.12	1.39	1.23	-0.17

Table G.2 – *(continued).*

Bead Number	*Base Glass Composition*	*Colour*	*Form*	*Oxide (wt %)*												
				*Na_2O**	*MgO**	*Al_2O_3**	*SiO_2**	*P_2O_5**	*SO_3**	*Cl**	*K_2O**	*CaO**	*TiO_2**	*MnO**	*Fe_2O_3**	*Sb_2O_3**
ERL104:G109:1100	Saxon I (blue)	tr. Blue	decoration	20.34	1.10	2.55	63.62	0.20	0.62	0.97	0.77	7.54	0.15	0.47	1.71	-0.05
ERL104:G109:1100	Saxon II (natron)	op. White (Sn opacified)	body	18.95	1.25	2.59	63.84	0.22	0.47	0.89	0.81	7.56	0.13	1.33	2.01	-0.04
ERL104:G112:1023	Levantine I	op. Turquoise	body	14.85	0.78	3.11	70.57	0.19	0.10	0.94	0.62	7.90	0.15	0.06	0.79	-0.09
ERL104:G112:1025/1	Saxon II (natron)	op. Red	body	17.18	1.20	2.51	66.19	0.21	0.34	0.79	1.00	7.38	0.15	1.76	1.25	0.03
ERL104:G116:3481/1	Saxon II (high MgO, low MnO)	op. Orange	body	17.26	1.48	2.27	66.02	0.20	0.25	0.91	1.11	9.16	0.12	0.22	1.02	-0.02
ERL104:G116:3481/2	Saxon II (high MgO, low MnO)	op. Orange	body	17.24	1.43	2.44	66.04	0.26	0.21	0.82	1.10	9.22	0.13	0.17	1.04	-0.09
ERL104:G132:1090	Roman	tr. Blue-green	body	17.27	0.57	2.41	69.04	0.14	0.31	1.11	0.74	6.97	0.10	0.42	0.58	0.34
ERL104:G132:1113	Saxon II (high MgO, low MnO)	tr. Green (Cu)	decoration	18.54	1.89	1.71	64.71	0.33	0.49	0.78	1.33	8.78	0.24	0.13	0.90	0.15
ERL104:G132:1113	Saxon II (high MgO, low MnO)	op. White (Sn opacified)	body	17.61	1.55	2.08	65.85	0.26	0.35	0.82	1.25	8.22	0.13	0.92	0.94	0.01
ERL104:G144:2559	Roman	Dark	body	19.35	0.61	2.11	66.47	0.18	0.56	0.92	0.64	6.65	0.05	1.09	1.29	0.08
ERL104:G144:2567	Roman	op. Red	body	17.09	0.79	2.50	67.37	0.25	0.38	0.93	0.92	7.10	0.17	0.86	1.25	0.38
ERL104:G144:2567	Roman	tr. Green (Cu)	decoration	17.04	0.64	2.41	69.00	0.05	0.38	1.08	0.86	6.70	0.18	0.42	0.96	0.28
ERL104:G144:2567	Roman	op. Yellow	decoration	17.00	0.63	2.42	68.32	0.17	0.42	1.17	0.82	7.21	0.13	0.53	1.03	0.15
ERL104:G144:2568	Roman	tr. Blue-green	body	16.17	0.77	2.58	69.79	0.16	0.19	0.73	0.88	7.11	0.12	0.45	0.78	0.26
ERL104:G144:2569	Roman	op. Red	decoration	17.56	0.75	2.49	68.06	0.23	0.59	1.03	0.81	5.97	0.21	0.85	1.25	0.20
ERL104:G144:2569	Roman	op. White (bubble opacified)	body	18.03	0.54	2.18	69.12	0.11	0.35	1.09	0.59	6.39	0.08	0.51	0.56	0.43
ERL104:G144:2569	Saxon I (blue)	tr. Blue	decoration	18.13	0.89	2.33	66.72	0.08	0.47	0.92	0.65	7.26	0.26	0.79	1.51	-0.02
ERL104:G144:2571	Saxon I (blue)	tr. Blue	body	19.29	0.87	2.24	66.60	0.08	0.54	1.03	0.52	6.77	0.16	0.59	1.25	0.04
ERL104:G144:2579	Roman	op. Red	body	16.67	0.60	2.47	69.24	0.19	0.36	1.05	0.83	6.56	0.13	0.61	1.23	0.05
ERL104:G144:2586	Roman	op. Yellow	body	16.74	0.74	2.43	68.23	0.23	0.39	1.05	0.86	6.87	0.27	0.80	1.37	0.05

Table G.2 – *(continued).*

Bead Number	*Base Glass Composition*	*Colour*	*Form*	*Oxide (wt %)*												
				*Na_2O**	*MgO**	*Al_2O_3**	*SiO_2**	*P_2O_5**	*SO_3**	*Cl**	*K_2O**	*CaO**	*TiO_2**	*MnO**	*Fe_2O_3**	*Sb_2O_3**
ERL104:G144:2586	Roman	tr. Green (Fe)	decoration	19.67	0.48	2.16	67.65	0.11	0.51	0.92	0.63	6.47	0.12	0.83	0.62	-0.18
ERL104:G144:2594	Roman	op. Yellow	decoration	16.88	0.81	2.41	67.07	0.24	0.51	0.93	0.78	7.58	0.23	1.09	1.23	0.24
ERL104:G144:2594	HIMT	tr. Blue-green	body	19.26	0.95	2.34	65.91	0.03	0.33	1.09	0.66	6.49	0.31	1.56	1.15	-0.08
ERL104:G144:2595	Roman	op. Yellow	decoration	17.02	0.85	2.41	66.87	0.15	0.53	0.90	0.81	7.50	0.22	1.06	1.43	0.24
ERL104:G144:2595	Roman	tr. Blue-green	body	19.85	0.80	2.16	67.16	0.07	0.33	1.17	0.58	6.00	0.08	1.02	0.66	0.11
ERL104:G144:2598	Roman	op. Red	decoration	16.58	0.63	2.47	68.99	0.25	0.36	0.99	0.78	6.78	0.17	0.64	1.23	0.14
ERL104:G144:2598	Roman	op. Green	body	17.29	0.67	2.41	68.66	0.16	0.46	1.01	0.77	6.66	0.14	0.71	1.10	-0.04
ERL104:G144:2598	Roman	op. Yellow	decoration	17.43	0.79	2.42	68.01	0.13	0.49	1.08	0.76	6.89	0.10	0.76	1.28	-0.13
ERL104:G144:2599	Saxon II (high MgO, low MnO)	op. Red	body	17.02	1.07	2.50	67.99	0.06	0.47	1.02	1.22	6.29	0.19	0.78	1.25	0.14
ERL104:G144:2604	Roman	op. Green	body	16.57	0.65	2.41	68.90	0.15	0.45	0.98	0.94	6.81	0.09	0.68	1.07	0.29
ERL104:G144:2608	Saxon I (natron)	tr. Green (Fe)	body	20.15	0.78	2.28	65.34	0.09	0.55	0.91	0.46	7.62	0.15	0.94	0.75	-0.03
ERL104:G148:2735	Roman	op. Red	body	16.66	0.69	2.50	68.96	0.26	0.38	1.02	0.85	6.52	0.16	0.56	1.25	0.18
ERL104:G148:2738	Saxon I (blue)	tr. Blue	body	19.98	0.91	2.38	65.33	0.06	0.58	0.98	0.56	6.84	0.28	0.51	1.51	0.08
ERL104:G148:2739	Roman	op. Red	decoration	15.46	0.50	2.54	70.11	0.21	0.49	1.04	1.12	6.51	0.17	0.35	1.27	0.24
ERL104:G148:2739	Saxon I (blue)	tr. Blue	decoration	21.10	0.66	2.19	65.24	0.07	0.57	0.95	0.57	6.32	0.12	1.12	1.11	-0.03
ERL104:G148:2739	Roman	op. White (bubble opacified)	body	18.16	0.49	2.25	68.90	0.14	0.41	1.13	0.62	6.00	0.11	0.44	0.65	0.70
ERL104:G148:2743	Roman	op. Red	body	17.51	0.63	2.51	67.49	0.13	0.58	1.04	0.87	6.78	0.16	0.87	1.26	0.18
ERL104:G155:3397	Saxon I (natron)	Light	body	19.20	1.10	2.53	64.80	0.14	0.43	1.03	0.70	7.46	0.19	1.42	0.96	0.02
ERL104:G166:3415	Saxon I (natron)	tr. Blue	body	17.60	1.21	2.43	64.94	0.16	0.51	0.81	0.85	8.42	0.17	1.45	1.36	0.10
ERL104:G166:3416	Saxon I (natron)	tr. Blue	body	17.01	1.20	2.62	64.54	0.34	0.39	0.87	0.81	8.39	0.20	1.49	1.97	0.16
ERL104:G166:3430	Saxon I (natron)	Light	body	19.13	1.11	2.46	64.65	0.20	0.47	0.92	0.72	7.94	0.19	1.21	0.95	0.04
ERL104:G166:3437	Roman	tr. Blue	decoration	17.53	0.54	2.44	67.47	0.20	0.16	1.07	0.79	8.00	0.02	0.66	0.90	0.22

Table G.2 – *(continued).*

Bead Number	*Base Glass Composition*	*Colour*	*Form*	*Oxide (wt %)*												
				*Na_2O**	*MgO**	*Al_2O_3**	*SiO_2**	*P_2O_5**	*SO_3**	*Cl**	*K_2O**	*CaO**	*TiO_2**	*MnO**	*Fe_2O_3**	*Sb_2O_3**
ERL104:G166:3437	Roman	op. White (bubble opacified)	body	17.56	0.69	2.45	68.30	0.09	0.21	1.11	0.72	7.11	0.04	0.90	0.63	0.18
ERL104:G166:3440	Roman	op. Red	body	16.43	0.74	2.52	68.33	0.23	0.56	1.06	0.90	6.89	0.18	0.79	1.26	0.10
ERL104:G166:3440	Roman	op. Yellow	decoration	18.27	0.85	2.41	67.24	0.18	0.14	1.30	0.70	6.66	0.18	1.08	1.09	-0.09
ERL104:G166:3440	Roman	tr. Green (Cu)	decoration	16.40	0.76	2.43	69.20	0.18	0.54	1.06	0.79	6.57	0.07	0.39	1.47	0.15
ERL104:G172:3148	Saxon I (blue)	tr. Blue	body	19.08	0.81	2.26	65.92	0.27	0.59	1.06	0.56	7.21	0.21	0.87	1.21	-0.06
ERL104:G176:3050	Saxon I (natron)	Light	body	18.89	1.20	2.37	64.06	0.13	0.42	0.76	0.77	8.59	0.18	1.26	1.21	0.15
ERL104:G182:3535	Roman	op. Red	decoration	16.56	0.62	2.54	68.77	0.20	0.45	0.98	0.88	6.79	0.09	0.58	1.27	0.28
ERL104:G182:3535	Roman	op. Yellow	body	17.17	0.72	2.41	68.49	0.16	0.43	1.08	0.83	6.57	0.14	0.35	1.29	0.35
ERL104:G189:3485	Saxon I (natron)	Light	body	18.35	1.15	2.48	64.61	0.34	0.46	0.95	0.77	8.31	0.18	1.38	1.00	0.01
ERL104:G193:1294	Saxon II (natron)	op. Orange	body	15.65	1.37	2.66	67.02	0.50	0.34	0.76	1.17	7.98	0.15	1.07	1.32	0.02
ERL104:G193:1295	Levantine I	op. White (Sn opacified)	body	15.72	0.60	2.96	70.32	0.13	0.31	0.98	0.70	7.49	0.12	0.04	0.60	0.03
ERL104:G193:1295	Levantine I	tr. Turquoise	decoration	13.89	0.56	3.07	71.49	0.13	0.15	0.95	0.97	7.92	0.07	0.10	0.68	0.02
ERL104:G193:1302	Saxon II (high MgO, low MnO)	op. Orange	body	20.37	1.15	2.46	65.25	0.25	0.62	1.02	0.67	6.44	0.25	0.16	1.39	-0.01
ERL104:G193:1303	Levantine I	op. Orange	body	14.76	0.95	3.51	69.84	0.09	0.10	1.04	0.58	7.99	0.08	0.09	0.91	0.05
ERL104:G193:1310	Levantine I	op. Orange	body	15.25	0.97	3.43	68.99	0.22	0.22	1.03	0.55	8.03	0.14	-0.03	0.93	0.27
ERL104:G193:1311	Saxon II (high MgO, low MnO)	op. Red	body	17.53	1.85	2.49	62.57	0.73	0.51	0.75	2.59	9.00	0.18	0.67	1.25	-0.11
ERL104:G193:1311	Saxon II (high MgO, low MnO)	op. White (Sn opacified)	decoration	19.71	1.38	2.88	63.71	0.27	0.49	0.96	1.02	7.13	0.16	0.47	1.91	-0.10
ERL104:G193:1312	Roman	op. White (Sn opacified)	body	17.40	0.68	2.40	68.76	0.15	0.29	1.03	0.71	6.93	0.11	0.55	0.82	0.16
ERL104:G195:1345	Saxon II (natron)	op. Yellow	decoration	19.55	1.20	2.44	65.08	0.23	0.53	1.12	0.88	6.23	0.23	1.50	1.22	-0.22
ERL104:G195:1345	Saxon II (natron)	op. Red	body	20.60	1.17	2.57	64.55	0.22	0.56	0.91	0.79	6.07	0.13	1.30	1.23	-0.08

Table G.2 – *(continued).*

Bead Number	*Base Glass Composition*	*Colour*	*Form*	*Oxide (wt %)*												
				*Na_2O**	*MgO**	*Al_2O_3**	*SiO_2**	*P_2O_5**	*SO_3**	*Cl**	*K_2O**	*CaO**	*TiO_2**	*MnO**	*Fe_2O_3**	*Sb_2O_3**
ERL104:G195:1346	Saxon II (high MgO, low MnO)	op. Red	decoration	19.77	1.18	2.49	65.54	0.16	0.40	0.94	0.87	6.27	0.13	0.81	1.24	0.18
ERL104:G195:1346	Saxon II (natron)	op. Yellow	body	19.38	1.51	2.50	64.54	0.32	0.45	1.16	0.98	6.77	0.21	1.16	1.25	-0.23
ERL104:G195:1347	Roman	op. Blue	body	18.17	0.97	2.50	67.62	0.28	0.48	0.99	0.87	6.49	0.20	0.16	1.23	0.03
ERL104:G195:1350	Saxon II (high MgO, low MnO)	tr. Blue	decoration	20.70	1.02	2.60	64.91	0.17	0.56	0.98	0.73	6.59	0.15	0.20	1.41	-0.02
ERL104:G195:1350	Saxon II (high MgO, low MnO)	op. White (Sn opacified)	body	20.04	1.37	2.86	63.39	0.26	0.54	1.01	0.99	6.70	0.13	0.49	2.08	0.14
ERL104:G195:1352	Saxon II (natron)	op. White (Sn opacified)	body	19.80	1.09	2.42	63.98	0.17	0.50	0.96	0.79	6.82	0.18	1.36	1.85	0.07
ERL104:G195:1356	Saxon II (high MgO, low MnO)	op. Yellow	body	20.56	1.01	2.41	66.46	0.13	0.62	1.20	0.61	5.84	0.13	-0.04	1.12	-0.04
ERL104:G202:2731b/1	A2b Blue	tr. Blue	body	20.29	0.63	2.20	68.08	0.06	0.43	1.10	0.51	5.45	0.11	0.09	0.80	0.23
ERL104:G202:2731b/2	A2b Blue	tr. Blue	body	20.41	0.84	2.11	67.82	0.11	0.43	1.08	0.53	5.98	0.10	0.11	0.78	-0.31
ERL104:G202:2731b/5	A2b Blue	tr. Blue	body	20.31	0.76	2.13	67.18	0.07	0.45	1.10	0.59	6.07	0.17	0.08	0.79	0.30
ERL104:G202:2731b/8	Saxon II (natron)	Dark	body	16.43	1.35	2.45	66.86	0.36	0.46	0.80	1.02	7.12	0.15	1.89	1.23	-0.12
ERL104:G202:2731b/8	Saxon II (natron)	op. Red	decoration	16.38	1.40	2.46	66.72	0.34	0.42	0.79	1.06	7.05	0.19	1.85	1.23	0.11
ERL104:G202:2731b/8	Saxon II (natron)	op. Yellow	decoration	16.00	1.31	2.43	67.56	0.23	0.59	0.94	0.84	6.92	0.26	1.69	1.36	-0.13
ERL104:G202:2731b/8	Saxon II (natron)	tr. Colourless	decoration	15.96	1.35	2.60	65.23	0.32	0.42	0.78	1.10	7.00	0.16	1.84	3.12	0.11
ERL104:G202:3518/1	A2b Blue	tr. Blue	body	20.12	0.68	2.32	68.55	0.07	0.48	1.02	0.64	5.06	0.16	0.02	0.82	0.07
ERL104:G202:3518/2	A2b Blue	tr. Blue	body	19.66	0.68	2.26	69.04	0.12	0.49	1.06	0.57	5.30	0.12	0.03	0.77	-0.10
ERL104:G202:3518/3	A2b Blue	tr. Blue	body	20.26	0.70	2.15	68.36	0.11	0.49	1.09	0.53	5.40	0.15	0.11	0.74	-0.11
ERL104:G205:2685	Saxon I (natron)	Dark	body	17.87	1.07	2.55	64.58	0.20	0.54	0.91	0.78	8.54	0.16	1.40	1.33	0.08
ERL104:G205:2691	Saxon I (blue)	tr. Blue	body	19.13	0.90	2.46	65.35	0.13	0.62	0.84	0.70	7.72	0.24	0.65	1.39	-0.15
ERL104:G205:2705	Saxon I (natron)	tr. Blue	body	17.87	1.19	2.59	63.62	0.17	0.38	0.86	0.80	8.41	0.17	1.44	2.40	0.08

Table G.2 – *(continued).*

Bead Number	*Base Glass Composition*	*Colour*	*Form*	*Oxide (wt %)*												
				*Na_2O**	*MgO**	*Al_2O_3**	*SiO_2**	*P_2O_5**	*SO_3**	*Cl**	*K_2O**	*CaO**	*TiO_2**	*MnO**	*Fe_2O_3**	*Sb_2O_3**
ERL104:G205:2708	Saxon I (natron)	tr. Green (Fe)	body	18.42	0.91	2.34	65.33	0.15	0.57	0.82	0.69	8.04	0.10	1.47	0.89	0.26
ERL104:G210:1569	Saxon II (high MgO, low MnO)	tr. Blue-green	body	18.48	1.83	1.62	65.07	0.36	0.47	0.74	1.35	8.99	0.16	0.11	0.85	-0.04
ERL104:G210:1569	Saxon II (natron)	op. White (Sn opacified)	decoration	17.17	1.54	2.44	65.10	0.36	0.49	0.62	1.36	8.14	0.14	1.26	1.36	0.02
ERL104:G213:2436	Saxon I (blue)	tr. Blue	body	18.88	0.81	2.18	65.92	0.23	0.60	0.77	0.74	7.28	0.13	0.94	1.45	0.07
ERL104:G213:2474	Roman	tr. Green (Fe) (dark)	decoration	19.07	0.58	2.53	66.59	0.04	0.50	0.90	0.75	6.57	0.10	1.13	1.27	-0.01
ERL104:G213:2474	Roman	tr. Green (Cu) (light)	decoration	16.79	0.68	2.42	68.15	0.22	0.48	1.20	0.87	7.25	0.09	0.58	1.16	0.10
ERL104:G213:2474	Roman	op. White (bubble opacified)	body	16.90	0.57	2.37	69.39	0.17	0.34	1.10	0.68	7.28	0.11	0.42	0.50	0.16
ERL104:G213:3516/2	Roman	tr. Blue-green	body	16.09	0.42	2.60	71.42	0.12	0.20	1.13	0.47	6.97	0.05	0.22	0.28	0.03
ERL104:G218:3612	Saxon I (natron)	Light	body	18.15	1.03	2.14	65.56	0.10	0.48	0.97	0.81	8.09	0.12	1.49	0.94	0.12
ERL104:G232:1093	Saxon I (natron)	Light	body	21.47	0.95	2.19	63.01	0.06	0.45	1.11	0.67	7.76	0.13	1.33	0.82	0.06
ERL104:G232:1106	Saxon I (blue)	tr. Blue	body	18.59	0.95	2.36	66.38	0.07	0.30	1.04	0.63	7.62	0.08	0.35	1.60	0.02
ERL104:G232:1109	Roman	op. Yellow	body	16.77	0.80	2.43	68.94	0.31	0.17	0.88	0.79	6.83	0.28	0.82	1.22	-0.23
ERL104:G237:1151	Saxon II (high MgO, low MnO)	op. White (Sn opacified)	body	18.61	1.42	2.97	63.66	0.25	0.56	0.88	1.04	7.31	0.23	0.83	2.04	0.20
ERL104:G237:1152	Saxon I (blue)	tr. Blue	body	20.49	0.65	1.99	65.39	0.12	0.60	1.05	0.63	6.37	0.06	1.04	1.58	0.01
ERL104:G237:1153	Saxon II (high MgO, low MnO)	op. Blue	body	16.75	1.19	2.75	67.88	0.11	0.42	0.89	0.93	7.33	0.20	0.14	1.28	0.13
ERL104:G237:1154	Saxon II (high MgO, low MnO)	tr. Blue	decoration	20.33	1.14	2.52	65.38	0.17	0.57	1.17	0.71	6.61	0.13	0.19	1.25	-0.17
ERL104:G237:1154	Saxon II (high MgO, low MnO)	op. White (Sn opacified)	body	19.32	1.43	2.88	64.17	0.27	0.57	1.10	1.13	6.99	0.24	0.36	1.69	-0.15

Table G.2 – *(continued).*

Bead Number	*Base Glass Composition*	*Colour*	*Form*	*Oxide (wt %)*												
				*Na_2O**	*MgO**	*Al_2O_3**	*SiO_2**	*P_2O_5**	*SO_3**	*Cl**	*K_2O**	*CaO**	*TiO_2**	*MnO**	*Fe_2O_3**	*Sb_2O_3**
ERL104:G242:2142	Saxon I (natron)	Dark	body	18.26	0.83	2.36	65.32	0.23	0.48	0.87	0.68	8.12	0.19	1.14	1.28	0.24
ERL104:G242:2142	Saxon I (natron)	op. White (Sn opacified)	decoration	17.76	0.82	2.25	65.66	0.21	0.42	0.87	0.66	8.85	0.21	1.17	1.03	0.09
ERL104:G242:2144	Saxon I (natron)	Dark	body	20.70	0.61	2.08	65.31	0.08	0.62	0.95	0.47	6.63	0.10	1.09	1.24	0.12
ERL104:G242:2145	HIMT	op. Red	body	17.08	1.01	2.55	67.88	0.37	0.28	0.99	0.88	5.92	0.39	1.51	1.28	-0.13
ERL104:G242:2145	HIMT	tr. Green (Cu)	decoration	18.68	0.92	2.41	66.30	0.18	0.41	1.18	0.76	6.09	0.26	1.40	1.34	0.08
ERL104:G242:2145	HIMT	op. Yellow	decoration	20.28	1.02	2.43	63.77	0.07	0.58	1.25	0.52	5.75	0.50	1.96	1.99	-0.11
ERL104:G242:2150	Saxon I (natron)	Dark	body	19.71	0.58	2.03	66.21	0.18	0.55	1.05	0.55	6.65	0.11	1.01	1.26	0.12
ERL104:G242:2153	Roman	op. Red	body	17.19	0.70	2.55	68.17	0.30	0.43	1.00	1.03	6.15	0.16	0.74	1.27	0.31
ERL104:G242:2153	Roman	op. Yellow	decoration	17.89	0.73	2.41	67.78	0.22	0.36	1.22	0.77	6.47	0.15	0.97	0.88	0.16
ERL104:G242:2153	Roman	tr. Green (Cu)	decoration	16.50	0.66	2.42	69.47	0.15	0.38	1.06	0.87	6.46	0.21	0.48	1.15	0.18
ERL104:G242:2154	Roman	op. Yellow	body	15.24	0.89	2.46	68.51	0.49	0.84	1.15	1.04	7.79	-0.04	0.47	1.23	-0.07
ERL104:G242:2154	Roman	op. Red	decoration	18.03	0.65	2.45	67.55	0.28	0.45	1.01	1.16	6.34	0.04	0.26	1.31	0.46
ERL104:G242:2158	Roman	op. Red	body	17.81	0.83	2.52	67.27	0.25	0.30	1.06	0.93	6.38	0.20	1.09	1.26	0.11
ERL104:G242:2158	HIMT	tr. Green (Cu)	decoration	18.56	0.94	2.41	66.66	0.07	0.33	1.13	0.74	6.06	0.29	1.41	1.41	0.00
ERL104:G242:2158	Roman	op. Yellow	decoration	13.83	0.87	2.43	69.08	0.19	0.43	0.84	0.92	8.37	0.23	1.51	1.11	0.19
ERL104:G242:2159	Roman	op. Red	decoration	18.10	0.48	2.40	67.24	0.17	0.58	1.13	1.13	6.42	0.12	0.20	1.25	0.78
ERL104:G242:2159	Roman	tr. Green (Cu)	decoration	18.02	0.61	2.41	67.37	0.12	0.28	1.21	1.35	6.79	0.12	0.25	0.98	0.48
ERL104:G242:2159	Roman	op. White (bubble opacified)	body	18.54	0.57	2.28	67.20	0.21	0.40	1.16	1.22	6.52	0.13	0.28	0.76	0.74
ERL104:G242:2161	Roman	op. Yellow	decoration	15.22	0.83	2.45	68.50	0.20	0.83	1.14	0.97	7.77	0.18	0.50	1.23	0.18
ERL104:G242:2161	Roman	op. Red	body	18.26	0.55	2.42	66.96	0.36	0.42	1.00	1.15	6.58	0.15	0.25	1.30	0.62
ERL104:G242:2164	Roman	op. Red	body	18.20	0.67	2.56	67.15	0.32	0.44	1.08	1.04	6.52	0.11	0.19	1.28	0.47
ERL104:G242:2173	Saxon I (blue)	tr. Blue	body	18.17	1.05	2.60	65.58	0.11	0.54	0.91	0.62	8.00	0.23	0.40	1.62	0.16
ERL104:G242:2174	Roman	tr. Blue	body	16.56	0.62	2.40	67.59	0.22	0.41	0.88	0.74	6.76	0.07	0.46	1.08	2.21

Table G.2 – *(continued).*

Bead Number	*Base Glass Composition*	*Colour*	*Form*	*Oxide (wt %)*												
				*Na_2O**	*MgO**	*Al_2O_3**	*SiO_2**	*P_2O_5**	*SO_3**	*Cl**	*K_2O**	*CaO**	*TiO_2**	*MnO**	*Fe_2O_3**	*Sb_2O_3**
ERL104:G242:2180	HIMT	op. Yellow	body	17.98	0.81	2.48	67.62	0.01	0.15	1.48	0.67	5.75	0.33	1.56	1.24	-0.08
ERL104:G242:2181	Roman	tr. Blue	body	19.65	0.72	2.23	66.73	0.13	0.29	1.24	0.52	6.25	0.14	0.37	1.06	0.66
ERL104:G242:2183	Saxon I (blue)	tr. Blue	body	19.99	0.79	2.16	66.83	0.07	0.36	1.22	0.58	5.99	0.11	0.85	0.87	0.15
ERL104:G242:2184	HIMT	tr. Yellow	body	17.94	0.80	2.51	66.89	0.07	0.40	0.91	0.54	5.70	0.43	2.48	1.34	-0.01
ERL104:G242:2196	Roman	op. Red	body	16.51	0.79	2.53	68.71	0.34	0.43	1.00	1.06	6.59	0.08	0.57	1.26	0.13
ERL104:G242:2200	Roman	op. Blue	body	16.19	0.70	2.68	68.38	0.24	0.34	1.05	0.74	7.53	0.10	0.28	1.25	0.51
ERL104:G242:2203	Saxon II (natron)	op. Red	body	18.22	0.98	2.53	66.28	0.21	0.50	1.00	0.77	6.83	0.24	1.46	1.27	-0.28
ERL104:G242:2206	Roman	op. Yellow	body	18.78	0.57	2.42	67.48	0.14	0.73	1.27	0.69	5.81	0.21	0.46	0.99	0.46
ERL104:G242:2207	Roman	op. Red	body	16.58	0.79	2.55	68.10	0.38	0.39	1.02	1.00	6.47	0.29	1.09	1.27	0.08
ERL104:G242:2213	HIMT	op. Yellow	body	17.79	0.92	2.46	66.67	0.05	0.76	1.24	0.80	6.15	0.35	1.47	1.23	0.11
ERL104:G242:2217	Roman	op. Yellow	body	18.66	0.62	2.41	67.78	0.13	0.40	1.31	0.74	5.87	0.19	0.48	1.04	0.38
ERL104:G242:2219	Saxon I (blue)	tr. Blue	body	17.63	1.00	2.48	66.07	0.29	0.53	0.90	0.65	8.06	0.23	0.40	1.67	0.08
ERL104:G242:2225	Saxon I (blue)	tr. Blue	body	17.95	0.95	2.35	66.60	0.21	0.50	0.94	0.67	7.66	0.20	0.56	1.43	-0.03
ERL104:G242:2244	Saxon I (blue)	tr. Blue	decoration	20.69	0.67	2.11	65.09	0.11	0.49	1.32	0.54	6.13	0.14	0.50	2.26	-0.06
ERL104:G242:2244	Roman	op. White (Sn opacified)	body	19.01	0.79	2.30	66.51	0.18	0.33	1.08	0.62	6.30	0.16	0.90	1.71	0.11
ERL104:G242:2246	Roman	op. Blue	body	16.07	0.68	2.80	68.15	0.28	0.33	1.11	0.80	7.59	0.10	0.32	1.22	0.55
ERL104:G242:2249	Saxon I (blue)	tr. Blue	body	18.29	1.01	2.64	65.78	0.14	0.51	0.92	0.59	7.86	0.21	0.42	1.65	-0.03
ERL104:G242:2252	Roman	tr. Blue	body	21.00	0.81	2.18	66.29	0.07	0.39	1.23	0.47	5.61	0.10	0.29	0.93	0.62
ERL104:G242:2255	Roman	tr. Green (Cu) with red streaks	body	17.14	0.56	2.41	69.20	0.23	0.46	1.15	0.72	6.39	0.08	0.28	0.78	0.59
ERL104:G242:2256/16	Saxon I (natron)	tr. Pink-brown	body	19.67	0.67	2.04	65.84	0.07	0.50	1.02	0.62	7.02	0.10	1.60	0.93	-0.09
ERL104:G242:2261	Saxon I (natron)	tr. Pink-brown	body	19.34	0.77	2.12	64.48	0.16	0.59	1.13	0.62	7.34	0.22	1.84	1.24	0.14
ERL104:G242:2265	HIMT	op. Yellow	body	17.53	0.95	2.46	67.50	0.30	0.59	1.19	0.72	5.67	0.45	1.45	1.23	-0.03
ERL104:G242:2266	Roman	tr. Green (Cu)	body	16.94	0.63	2.42	69.51	0.17	0.45	1.09	0.69	6.59	0.06	0.45	0.74	0.26

Table G.2 – *(continued).*

Bead Number	*Base Glass Composition*	*Colour*	*Form*	*Oxide (wt %)*												
				*Na_2O**	*MgO**	*Al_2O_3**	*SiO_2**	*P_2O_5**	*SO_3**	*Cl**	*K_2O**	*CaO**	*TiO_2**	*MnO**	*Fe_2O_3**	*Sb_2O_3**
ERL104:G242:2270	Saxon I (natron)	tr. Pink-brown	body	18.11	0.96	2.19	65.40	0.17	0.46	0.98	0.75	7.65	0.17	1.77	1.44	-0.05
ERL104:G242:2272/3	Saxon I (natron)	Light	body	21.20	0.60	2.10	65.70	0.13	0.55	1.07	0.46	5.88	0.18	1.16	1.26	-0.29
ERL104:G242:2272/4	Saxon I (blue)	tr. Blue	body	19.05	0.80	2.31	65.96	0.10	0.45	1.02	0.55	7.62	0.24	0.50	1.28	0.11
ERL104:G242:2272/6	Saxon I (blue)	tr. Blue	body	19.10	0.77	2.32	66.50	0.08	0.45	1.06	0.50	7.48	0.18	0.36	1.52	-0.33
ERL104:G242:2273/06	Saxon I (natron)	Light	body	18.57	0.73	2.18	66.73	0.13	0.53	0.92	0.58	7.64	0.15	1.09	0.82	-0.09
ERL104:G242:2273/11	Saxon I (blue)	op. Green	body	19.03	0.90	2.21	65.62	0.20	0.58	0.90	0.66	7.33	0.27	0.80	1.47	0.02
ERL104:G242:2273/16	Saxon II (natron)	Dark	body	17.69	1.02	2.67	66.26	0.40	0.51	1.12	0.87	6.11	0.34	1.66	1.33	0.01
ERL104:G242:2273/28	Saxon II (natron)	Dark	body	18.13	1.23	2.66	64.59	0.26	0.60	1.01	0.82	5.85	0.57	3.07	1.33	-0.12
ERL104:G242:2282	HIMT	op. Red	body	17.48	0.96	2.53	66.32	0.35	0.59	1.05	0.78	6.53	0.38	1.51	1.27	0.27
ERL104:G242:2287	Roman	tr. Blue	body	18.61	0.66	2.13	67.77	0.13	0.33	1.18	0.55	6.21	0.12	0.36	1.07	0.88
ERL104:G242:2288	Roman	op. Red	body	16.88	0.70	2.47	68.22	0.32	0.44	1.18	0.86	6.62	0.11	0.55	1.23	0.39
ERL104:G242:2404	Saxon I (natron)	tr. Pink-brown	body	19.06	0.67	2.08	65.98	0.09	0.48	1.00	0.62	7.29	0.16	1.56	1.09	-0.09
ERL104:G242:3321	Saxon I (blue)	op. Green	body	18.80	0.90	2.32	65.62	0.19	0.52	0.91	0.68	7.88	0.19	0.74	1.61	-0.35
ERL104:G242:3323/1	Saxon I (natron)	tr. Pink-brown	body	18.35	0.78	2.13	65.65	0.23	0.41	0.94	0.74	7.52	0.16	1.93	1.04	0.11
ERL104:G242:3323/3	Saxon I (natron)	tr. Pink-brown	body	19.75	0.70	2.05	65.47	0.05	0.58	1.04	0.59	6.97	0.20	1.45	1.18	-0.05
ERL104:G242:3323/4	Saxon I (natron)	tr. Green (Fe)	body	18.98	0.72	2.12	65.93	0.26	0.50	1.07	0.65	7.03	0.13	1.48	1.12	0.00
ERL104:G243:1370	HIMT	op. White (bubble opacified)	body	18.45	0.75	2.22	66.95	0.09	0.37	1.07	0.65	6.36	0.22	1.11	1.56	0.20
ERL104:G243:1373	Saxon I (blue)	tr. Blue	decoration	19.84	0.79	2.27	64.82	0.08	0.51	1.11	0.63	6.52	0.18	0.68	2.49	0.09
ERL104:G243:1373	Roman	op. White (Sn opacified)	body	18.77	0.88	2.33	66.26	0.16	0.42	0.96	0.68	6.32	0.17	0.83	1.73	0.50
ERL104:G243:1376	Saxon I (blue)	tr. Blue	body	19.27	0.71	2.15	66.65	0.11	0.57	0.87	0.54	6.53	0.15	0.59	1.80	0.05
ERL104:G243:1380	Saxon I (natron)	tr. Pink-brown	body	19.77	0.66	2.12	64.41	0.12	0.55	1.05	0.55	7.92	0.12	1.64	0.99	0.09
ERL104:G252:1246	Roman	tr. Blue	decoration	18.64	0.53	1.89	69.59	0.07	0.35	1.31	0.66	4.52	0.09	1.26	1.03	0.06

Table G.2 – *(continued).*

Bead Number	*Base Glass Composition*	*Colour*	*Form*	*Oxide (wt %)*												
				*Na_2O**	*MgO**	*Al_2O_3**	*SiO_2**	*P_2O_5**	*SO_3**	*Cl**	*K_2O**	*CaO**	*TiO_2**	*MnO**	*Fe_2O_3**	*Sb_2O_3**
ERL104:G252:1246	Saxon II (high MgO, low MnO)	op. White (Sn opacified)	body	17.33	1.50	2.09	66.32	0.24	0.42	0.81	1.18	8.24	0.12	0.82	0.93	0.01
ERL104:G262:1231	Levantine I	op. White (Sn opacified)	body	13.66	0.67	3.02	70.47	0.30	0.37	0.96	0.62	8.59	0.03	0.02	1.72	-0.44
ERL104:G262:1244	Saxon II (natron)	op. Red	decoration	19.55	1.32	2.49	63.69	0.26	0.62	0.91	1.00	7.60	0.16	1.15	1.24	0.00
ERL104:G262:1244	Roman	tr. Blue	body	19.07	0.73	2.30	68.57	0.10	0.45	0.96	0.64	5.36	0.15	0.12	1.44	0.10
ERL104:G262:1244	Saxon II (natron)	op. White (Sn opacified)	decoration	19.59	1.23	2.63	63.00	0.22	0.56	0.91	0.90	7.66	0.14	1.17	1.95	0.02
ERL104:G262:1244	Saxon II (high MgO, low MnO)	op. Blue	body	17.02	1.18	2.69	67.75	0.21	0.45	0.87	0.93	7.04	0.17	0.19	1.34	0.15
ERL104:G262:1257	Levantine I	op. Orange	body	16.07	0.63	3.13	69.02	0.14	0.25	0.98	0.76	8.15	0.14	0.00	0.65	0.08
ERL104:G262:1259a/2	Saxon II (high MgO, MnO)	op. Red	body	17.07	1.75	2.46	63.83	0.58	0.47	0.56	1.49	8.68	0.24	1.67	1.24	-0.05
ERL104:G262:1259a/2	Saxon II (high MgO, MnO)	op. Yellow	decoration	17.68	1.85	2.48	62.57	0.49	0.77	0.65	1.42	8.18	0.17	1.96	1.85	-0.08
ERL104:G262:1261	Saxon II (high MgO, low MnO)	op. Red	body	18.52	1.53	2.48	65.39	0.33	0.60	1.03	1.57	7.10	0.22	0.12	1.24	-0.12
ERL104:G262:1261	Saxon II (high MgO, low MnO)	op. White (Sn opacified)	decoration	18.78	1.52	2.55	64.46	0.31	0.60	0.84	1.06	7.69	0.22	0.29	1.56	0.11
ERL104:G262:1262	Saxon II (natron)	op. Yellow	body	17.90	1.34	2.49	65.96	0.19	0.76	1.07	0.91	6.69	0.16	1.45	1.24	-0.16
ERL104:G262:1262	Saxon II (natron)	op. Red	decoration	18.97	1.37	2.56	64.74	0.19	0.41	0.92	1.09	6.74	0.16	1.34	1.28	0.24
ERL104:G262:1273	Saxon II (high MgO, low MnO)	op. Orange	body	16.71	1.35	2.34	68.86	0.35	0.19	1.01	1.06	7.90	0.05	0.01	0.83	-0.66
ERL104:G262:1282	Saxon II (high MgO, low MnO)	op. White (Sn opacified)	body	18.79	1.38	3.30	64.39	0.21	0.48	0.85	1.02	6.51	0.22	0.51	2.11	0.23

Table G.2 – *(continued).*

Bead Number	*Base Glass Composition*	*Colour*	*Form*	*Oxide (wt %)*												
				*Na_2O**	*MgO**	*Al_2O_3**	*SiO_2**	*P_2O_5**	*SO_3**	*Cl**	*K_2O**	*CaO**	*TiO_2**	*MnO**	*Fe_2O_3**	*Sb_2O_3**
ERL104:G262:1283	Saxon II (high MgO, low MnO)	op. White (Sn opacified)	body	19.78	1.25	2.70	64.66	0.31	0.56	1.07	0.97	6.65	0.17	0.27	1.40	0.21
ERL104:G262:1284	Saxon II (high MgO, low MnO)	Dark	body	18.51	1.42	2.52	66.43	0.28	0.51	0.90	1.06	6.63	0.11	0.52	1.26	-0.14
ERL104:G262:1284	Saxon II (high MgO, low MnO)	op. White (Sn opacified)	decoration	19.41	1.40	3.07	63.97	0.33	0.52	1.00	1.06	7.03	0.19	0.39	1.76	-0.12
ERL104:G262:1286	Saxon II (high MgO, low MnO)	tr. Blue	decoration	20.86	0.99	2.52	64.87	0.15	0.60	0.99	0.75	6.47	0.19	0.18	1.44	0.00
ERL104:G262:1286	Saxon II (natron)	op. White (Sn opacified)	body	19.92	1.23	2.56	64.15	0.24	0.60	0.96	0.97	6.43	0.14	1.32	1.55	-0.07
ERL104:G262:1287	Saxon II (high MgO, low MnO)	op. Red with blue streaks	body	18.28	1.56	2.50	66.03	0.16	0.48	0.94	1.11	6.77	0.18	0.63	1.25	0.11
ERL104:G262:1289	Saxon II (natron)	op. Red	body	18.43	1.25	2.65	64.70	0.38	0.55	0.94	0.95	6.93	0.14	1.63	1.24	0.19
ERL104:G262:1289	Saxon II (natron)	op. White (Sn opacified)	decoration	18.72	1.19	2.53	64.58	0.33	0.53	0.97	0.85	6.59	0.16	1.55	1.89	0.12
ERL104:G262:1290	Saxon II (high MgO, low MnO)	op. Yellow	body	18.23	1.55	2.47	66.02	0.27	0.51	1.01	1.10	6.59	0.16	0.63	1.24	0.22
ERL104:G262:1291	Saxon II (high MgO, low MnO)	op. Red with blue streaks	body	18.70	1.56	2.51	65.52	0.20	0.57	0.96	1.12	6.67	0.21	0.61	1.26	0.13
ERL104:G263:1396	HIMT	tr. Green (Fe)	decoration	18.45	1.07	2.68	64.64	0.09	0.37	1.02	0.54	6.43	0.48	2.33	1.86	0.03
ERL104:G263:1406	Roman	op. Red	body	16.64	0.68	2.46	69.03	0.26	0.35	1.05	0.82	6.58	0.15	0.57	1.23	0.17
ERL104:G263:1406	Roman	tr. Green (Cu)	decoration	14.99	0.51	2.42	71.89	0.25	0.20	1.24	0.61	6.90	0.06	0.32	0.82	-0.20
ERL104:G263:1406	Roman	op. Yellow	decoration	16.35	0.57	2.43	69.87	0.26	0.46	1.21	0.74	6.36	0.10	0.43	1.06	0.16
ERL104:G263:1408	Saxon I (natron)	Light	body	20.00	1.16	2.31	64.00	0.15	0.49	0.94	0.69	7.74	0.17	1.51	0.97	-0.13
ERL104:G263:1411	Saxon I (natron)	tr. Blue	body	18.58	1.00	2.42	64.62	0.13	0.48	0.93	0.83	7.85	0.13	1.36	1.77	-0.08
ERL104:G263:1415	Saxon I (natron)	Light	body	18.60	0.82	2.15	66.21	0.13	0.50	0.86	0.67	8.35	0.11	1.03	0.75	-0.19

Table G.2 – *(continued).*

Bead Number	*Base Glass Composition*	*Colour*	*Form*	*Oxide (wt %)*												
				*Na_2O**	*MgO**	*Al_2O_3**	*SiO_2**	*P_2O_5**	*SO_3**	*Cl**	*K_2O**	*CaO**	*TiO_2**	*MnO**	*Fe_2O_3**	*Sb_2O_3**
ERL104:G263:1417	Saxon I (natron)	Light	body	18.10	0.94	2.38	66.06	0.17	0.47	0.83	0.73	8.07	0.13	1.27	0.92	-0.08
ERL104:G263:1425	Roman	tr. Blue-green	body	17.57	0.52	2.34	69.03	0.13	0.33	1.13	0.69	6.69	0.11	0.71	0.55	0.21
ERL104:G263:1428	Roman	op. Red	body	15.81	0.62	2.52	69.78	0.30	0.41	1.01	0.89	6.53	0.12	0.55	1.26	0.20
ERL104:G263:1428	Roman	tr. Green (Cu)	decoration	15.27	0.59	2.42	70.20	0.20	0.39	1.01	0.91	7.65	0.10	0.63	0.69	-0.06
ERL104:G263:1428	Roman	op. Yellow	decoration	16.94	0.68	2.42	69.10	0.16	0.60	1.06	0.72	6.33	0.19	0.57	0.98	0.25
ERL104:G263:1432	Roman	op. Yellow	body	15.33	0.65	2.42	69.77	0.27	0.53	1.35	0.80	7.34	0.05	0.48	0.96	0.05
ERL104:G263:1436	Saxon I (natron)	Dark	body	18.22	1.09	2.49	65.07	0.10	0.41	0.88	0.89	8.12	0.18	1.24	1.33	-0.01
ERL104:G266:1573	HIMT	tr. Green (Fe)	body	17.91	0.93	2.57	66.26	0.15	0.36	0.88	1.02	6.36	0.34	1.77	1.45	-0.01
ERL104:G266:1575	Saxon II (high MgO, MnO)	op. Orange	body	16.17	1.95	1.69	64.53	0.43	0.29	1.29	1.56	8.88	0.13	2.02	1.07	-0.01
ERL104:G266:1577	Roman	tr. Blue-green	body	18.81	0.54	2.16	68.33	0.13	0.37	1.23	0.75	6.01	0.11	0.29	0.59	0.67
ERL104:G266:1581	Roman	tr. Blue-green	body	18.24	0.61	2.13	68.63	0.10	0.39	1.22	0.64	6.25	0.08	0.29	0.64	0.78
ERL104:G266:1582	Saxon II (natron)	op. Orange	body	16.71	1.35	2.65	65.67	0.32	0.31	0.77	0.99	8.54	0.12	1.14	1.25	0.18
ERL104:G268:3252	Roman	Dark	body	19.47	0.62	2.12	66.83	0.21	0.60	0.95	0.58	6.32	0.07	0.94	1.25	0.04
ERL104:G268:3255	Roman	tr. Blue	decoration	17.20	0.76	2.25	67.51	0.31	0.40	1.07	0.78	6.55	0.12	0.53	1.21	1.31
ERL104:G268:3255	Roman	op. White (Sn opacified)	body	16.50	0.55	2.39	69.93	0.28	0.27	1.12	0.68	6.94	0.07	0.56	0.49	0.21
ERL104:G268:3256	Roman	op. Red	decoration	17.60	0.68	2.49	67.58	0.25	0.51	0.98	0.77	6.65	0.15	0.82	1.24	0.27
ERL104:G268:3256	Roman	tr. Green (Cu)	body	17.34	0.69	2.41	68.69	0.20	0.39	1.10	0.79	6.25	0.20	0.68	1.10	0.16
ERL104:G268:3256	Roman	op. Yellow	body	16.68	0.70	2.42	68.83	0.21	0.70	1.11	0.83	6.56	0.03	0.50	1.42	0.03
ERL104:G268:3257	Roman	op. Red	body	16.63	0.72	2.50	68.60	0.23	0.42	1.01	1.04	6.67	0.16	0.60	1.25	0.19
ERL104:G268:3257	Roman	tr. Green (Cu)	decoration	17.35	0.70	2.41	68.47	0.09	0.39	1.17	0.85	6.22	0.21	0.80	1.18	0.17
ERL104:G268:3257	Roman	op. Yellow	decoration	17.05	0.74	2.43	66.84	0.09	0.59	1.37	0.85	6.99	0.28	1.01	1.29	0.46
ERL104:G268:3258	Roman	op. Red	decoration	15.99	0.92	2.52	68.39	0.32	0.40	0.98	0.90	6.56	0.31	1.47	1.26	-0.01

Table G.2 – *(continued).*

Bead Number	*Base Glass Composition*	*Colour*	*Form*	*Oxide (wt %)*												
				*Na_2O**	*MgO**	*Al_2O_3**	*SiO_2**	*P_2O_5**	*SO_3**	*Cl**	*K_2O**	*CaO**	*TiO_2**	*MnO**	*Fe_2O_3**	*Sb_2O_3**
ERL104:G268:3258	Roman	op. White (Sn opacified)	body	16.90	0.54	2.26	69.74	0.20	0.35	1.06	0.65	6.89	0.06	0.56	0.50	0.29
ERL104:G268:3258	Roman	tr. Blue	decoration	17.37	0.67	2.29	67.47	0.13	0.46	0.92	0.80	6.46	0.15	0.57	1.10	1.61
ERL104:G268:3259	Roman	op. Blue	body	18.06	0.62	2.38	68.04	0.09	0.36	1.29	0.51	6.90	0.08	0.80	0.80	0.04
ERL104:G268:3260	HIMT	op. Red	decoration	18.39	0.97	2.53	66.39	0.27	0.30	1.05	0.93	5.95	0.36	2.08	1.27	-0.50
ERL104:G268:3260	HIMT	op. Yellow	decoration	18.91	0.96	2.42	66.63	0.11	0.31	1.15	0.58	4.76	0.40	2.10	1.94	-0.26
ERL104:G268:3260	HIMT	tr. Green (Fe)	body	18.58	0.82	2.33	67.71	0.13	0.31	1.03	0.37	5.19	0.31	2.00	1.37	-0.15
ERL104:G268:3261	Roman	op. Red	body	15.30	0.64	2.50	69.44	0.37	0.31	1.10	0.94	7.23	0.16	0.84	1.25	-0.07
ERL104:G268:3261	Roman	tr. Green (Cu)	decoration	16.55	0.58	2.41	69.66	0.18	0.32	1.04	0.80	6.88	0.14	0.39	0.87	0.19
ERL104:G268:3261	Roman	op. Yellow	decoration	17.26	0.56	2.41	68.99	0.22	0.50	1.27	0.79	6.19	0.07	0.37	0.95	0.42
ERL104:G268:3263	Saxon I (blue)	tr. Blue	body	19.94	1.04	2.57	64.29	0.12	0.58	1.09	0.48	6.99	0.53	0.33	2.02	0.01
ERL104:G268:3265	Saxon I (natron)	op. Yellow	decoration	17.25	0.85	2.45	66.01	0.09	0.69	0.94	0.72	7.58	0.19	1.82	1.22	0.19
ERL104:G268:3265	Saxon I (natron)	Dark	body	16.65	0.89	2.58	66.80	0.23	0.47	0.79	0.89	7.68	0.19	1.41	1.29	0.12
ERL104:G268:3267	Saxon I (blue)	tr. Blue	body	18.36	0.98	2.36	66.09	0.08	0.52	0.90	0.70	7.61	0.19	0.61	1.38	0.21
ERL104:G268:3279	Saxon I (natron)	Light	body	18.97	0.77	2.14	66.39	0.14	0.45	0.98	0.64	7.37	0.16	1.30	0.68	0.00
ERL104:G268:3280	Saxon I (natron)	Light	body	19.15	0.83	2.27	66.18	0.11	0.44	0.93	0.62	7.37	0.15	1.31	0.71	-0.07
ERL104:G273:3330a/01	Saxon II (high MgO, MnO)	op. Red	body	17.14	2.06	2.30	63.65	0.45	0.52	0.51	1.75	7.97	0.21	2.26	1.25	-0.07
ERL104:G273:3330a/01	Saxon II (high MgO, MnO)	op. White (Sn opacified)	decoration	17.09	2.07	2.14	62.73	0.36	0.53	0.54	1.65	7.99	0.20	2.33	2.18	0.18
ERL104:G273:3330a/03	Saxon II (high MgO, low MnO)	op. Red	body	16.20	1.05	2.48	67.13	0.30	0.40	0.91	1.03	8.16	0.13	0.79	1.24	0.19
ERL104:G273:3330a/07	Levantine I	op. White (Sn opacified)	body	15.43	0.63	2.99	70.41	0.08	0.12	1.04	0.62	8.06	0.11	0.04	0.43	0.05
ERL104:G273:3330a/09	Saxon II (high MgO, low MnO)	op. Green	body	17.40	1.91	2.27	65.00	0.34	0.47	0.67	1.53	8.87	0.19	0.29	1.10	-0.04

Table G.2 – *(continued).*

Bead Number	*Base Glass Composition*	*Colour*	*Form*	*Oxide (wt %)*												
				*Na_2O**	*MgO**	*Al_2O_3**	*SiO_2**	*P_2O_5**	*SO_3**	*Cl**	*K_2O**	*CaO**	*TiO_2**	*MnO**	*Fe_2O_3**	*Sb_2O_3**
ERL104:G277:1594	Saxon I (blue)	tr. Blue	body	19.99	0.79	2.08	66.41	0.22	0.54	1.15	0.52	6.70	0.12	0.03	1.30	0.14
ERL104:G277:1600	Saxon I (natron)	Light	body	18.83	0.79	2.19	65.94	0.14	0.47	0.86	0.68	8.27	0.15	1.12	0.75	-0.17
ERL104:G277:1630	Roman	tr. Blue	body	15.38	0.60	2.42	67.99	0.13	0.35	0.73	0.62	7.64	0.06	0.71	0.99	2.36
ERL104:G277:1636	Saxon I (blue)	tr. Blue	body	20.27	0.79	2.10	66.26	0.04	0.51	1.20	0.55	6.65	0.16	0.04	1.44	-0.02
ERL104:G281:1795	Roman	op. Red	body	15.93	0.70	2.54	69.86	0.18	0.18	0.91	0.73	7.61	0.13	0.07	1.27	-0.11
ERL104:G281:1796	Levantine I	tr. Turquoise	decoration	15.48	0.58	2.95	69.18	0.20	0.12	0.95	0.72	8.97	0.08	-0.01	0.70	0.07
ERL104:G281:1796	Levantine I	op. White (Sn opacified)	body	15.62	0.78	2.95	68.52	0.04	0.10	0.93	0.59	9.93	0.11	-0.03	0.48	-0.02
ERL104:G281:1797	Saxon II (high MgO, MnO)	op. Yellow	decoration	16.87	1.98	2.45	64.55	0.32	0.62	0.62	1.69	7.80	0.17	1.92	1.22	-0.22
ERL104:G281:1797	Saxon II (high MgO, MnO)	op. Red	body	16.57	2.00	2.24	63.81	0.41	0.48	0.46	1.80	8.47	0.26	2.04	1.24	0.20
ERL104:G281:1799	Saxon II (high MgO, low MnO)	tr. Blue	body	17.82	1.60	2.55	65.08	0.27	0.35	0.80	1.31	8.16	0.30	0.10	1.61	0.05
ERL104:G281:1838	Saxon I (blue)	tr. Blue	body	19.69	1.14	2.48	65.32	0.17	0.54	0.92	0.93	7.32	0.11	0.22	1.36	-0.20
ERL104:G290:1721	Roman	op. Red	body	16.53	0.61	2.48	69.19	0.26	0.45	1.04	0.76	6.25	0.16	0.76	1.24	0.26
ERL104:G290:1721	Roman	op. Yellow	body	17.60	0.63	2.40	68.81	0.23	0.31	1.15	0.69	6.79	0.06	0.60	0.73	0.00
ERL104:G290:1721	Roman	tr. Green (Cu)	body	16.34	0.69	2.41	69.44	0.17	0.59	1.08	0.71	6.46	0.14	0.61	1.17	0.19
ERL104:G290:1721	Roman	tr. Blue-green	body	18.83	0.59	2.15	68.45	0.14	0.34	1.14	0.62	6.01	0.12	0.26	0.54	0.80
ERL104:G290:1721	Roman	tr. Blue	body	17.40	0.60	2.26	67.51	0.15	0.40	0.97	0.57	6.59	0.10	0.53	0.96	1.96
ERL104:G290:1734	Roman	Dark	body	16.09	0.73	2.76	69.30	0.24	0.34	0.73	1.15	6.33	0.09	0.41	1.38	0.45
ERL104:G290:1734	Roman	op. Turquoise	decoration	19.72	0.51	2.11	67.37	0.07	0.49	1.35	0.60	3.75	0.13	0.05	0.64	3.20
ERL104:G302:3190	Saxon I (blue)	tr. Blue	body	20.60	0.67	1.95	66.71	0.13	0.47	1.23	0.55	6.16	0.12	0.14	1.18	0.08
ERL104:G305:1804	Saxon II (natron)	tr. Yellow	body	18.69	1.07	2.35	65.53	0.19	0.52	0.90	0.86	6.95	0.16	1.85	0.84	0.07
ERL104:G305:1813	Saxon II (natron)	Dark	body	16.92	1.22	2.58	65.99	0.25	0.40	0.79	1.38	7.38	0.11	1.73	1.31	-0.06

Table G.2 – *(continued).*

Bead Number	*Base Glass Composition*	*Colour*	*Form*	*Oxide (wt %)*												
				*Na_2O**	*MgO**	*Al_2O_3**	*SiO_2**	*P_2O_5**	*SO_3**	*Cl**	*K_2O**	*CaO**	*TiO_2**	*MnO**	*Fe_2O_3**	*Sb_2O_3**
ERL104:G305:1820	Roman	op. Red	body	16.44	0.65	2.52	68.89	0.30	0.43	1.04	0.89	6.69	0.16	0.57	1.26	0.15
ERL104:G305:1820	Roman	op. Green	decoration	16.51	0.56	2.41	69.48	0.16	0.25	1.13	0.82	7.01	0.05	0.60	0.83	0.20
ERL104:G305:1829	A2b Blue	tr. Blue	body	20.53	0.55	2.17	68.24	-0.02	0.50	1.04	0.54	5.37	0.07	0.07	0.79	0.16
ERL104:G305:1849	Saxon II (natron)	Dark	body	17.87	0.99	2.42	66.41	0.29	0.33	0.80	0.93	7.21	0.15	1.31	1.26	0.04
ERL104:G305:1849	Saxon II (natron)	op. Yellow	decoration	16.40	1.22	2.43	66.87	0.18	0.77	1.00	0.89	7.25	0.29	1.66	1.48	-0.46
ERL104:G305:1854	A2b Blue	tr. Blue	body	19.20	0.64	2.29	69.12	0.14	0.56	1.08	0.58	5.52	0.14	0.07	0.79	-0.13
ERL104:G305:1867	A2b Blue	tr. Blue	body	19.16	0.83	2.33	67.79	0.14	0.51	0.96	0.64	6.20	0.13	0.42	0.82	0.07
ERL104:G305:1871	Saxon II (natron)	Dark	body	17.89	0.97	2.51	66.04	0.25	0.44	0.80	0.93	7.34	0.13	1.34	1.26	0.11
ERL104:G305:1871	Saxon II (natron)	op. Yellow	decoration	16.38	1.23	2.43	66.51	0.29	0.44	0.95	0.94	7.31	0.24	1.76	1.49	0.02
ERL104:G305:1874	Saxon II (natron)	tr. Yellow	body	17.11	1.35	2.58	64.50	0.27	0.44	0.80	0.96	8.64	0.22	1.99	1.08	0.05
ERL104:G305:1875	Saxon II (natron)	op. Yellow	decoration	16.51	1.10	2.44	68.11	0.27	0.57	0.99	0.77	6.54	0.31	1.44	1.22	-0.27
ERL104:G305:1875	Saxon II (natron)	op. Red	body	17.04	1.10	2.47	66.95	0.24	0.47	0.84	0.90	6.94	0.18	1.60	1.23	0.03
ERL104:G305:1875	Saxon II (natron)	tr. Colourless	decoration	16.85	1.08	2.67	67.48	0.22	0.40	0.85	0.81	6.75	0.19	1.59	1.11	-0.01
ERL104:G305:1876	Saxon II (natron)	op. Red	decoration	17.33	1.26	2.48	65.99	0.27	0.43	0.81	0.93	7.73	0.14	2.03	1.25	-0.65
ERL104:G305:1876	Saxon II (natron)	op. Yellow	decoration	17.30	1.12	2.42	66.79	0.24	0.74	1.00	0.78	6.75	0.25	1.78	1.02	-0.18
ERL104:G305:1876	Saxon II (natron)	tr. Colourless	decoration	18.07	1.03	2.44	66.01	0.23	0.44	0.90	0.88	7.04	0.14	1.86	0.95	0.01
ERL104:G309:2069	Saxon I (blue)	tr. Blue	body	18.84	0.82	2.19	65.82	0.29	0.58	0.99	0.76	6.98	0.20	0.92	1.67	-0.06
ERL104:G309:2087	Saxon I (blue)	tr. Blue	body	18.33	0.99	2.30	65.17	0.22	0.56	0.82	0.75	8.55	0.20	0.69	1.53	-0.12
ERL104:G309:2099	Saxon I (blue)	tr. Blue	body	19.46	0.97	2.46	65.42	0.09	0.54	0.95	0.56	7.11	0.48	0.44	1.84	-0.32
ERL104:G309:2103	Saxon I (blue)	tr. Blue	body	18.64	0.86	2.22	65.53	0.04	0.37	0.90	0.65	7.89	0.12	1.15	1.47	0.15
ERL104:G309:2121	A2b Blue	tr. Blue	body	18.37	0.46	1.85	70.52	0.14	0.40	1.14	0.50	5.55	0.09	0.11	0.84	0.01
ERL104:G315:2313	Roman	op. Blue	body	15.51	0.52	2.16	71.27	0.27	0.25	1.12	0.58	6.26	0.08	1.02	0.96	0.00
ERL104:G315:2331	Saxon I (blue)	tr. Blue	body	19.89	0.70	2.09	66.02	0.13	0.52	1.03	0.58	6.98	0.18	0.80	1.13	-0.06
ERL104:G315:2333	Saxon I (natron)	tr. Blue	body	18.37	1.04	2.55	64.74	0.14	0.46	0.88	0.79	8.01	0.15	1.43	1.56	-0.11

Table G.2 – *(continued).*

Bead Number	*Base Glass Composition*	*Colour*	*Form*	*Oxide (wt %)*												
				*Na_2O**	*MgO**	*Al_2O_3**	*SiO_2**	*P_2O_5**	*SO_3**	*Cl**	*K_2O**	*CaO**	*TiO_2**	*MnO**	*Fe_2O_3**	*Sb_2O_3**
ERL104:G315:2345	Roman	op. Red	decoration	16.59	0.69	2.51	69.66	0.14	0.50	1.13	0.78	6.04	0.18	0.53	1.25	0.00
ERL104:G315:2345	Roman	op. Yellow	decoration	15.20	0.66	2.42	69.89	0.25	0.34	1.16	0.63	7.45	0.16	0.92	0.73	0.21
ERL104:G315:2345	Roman	tr. Grey	body	17.63	0.55	2.12	69.33	0.19	0.35	1.10	0.58	6.60	0.08	0.53	0.46	0.47
ERL104:G315:2345	Roman	op. White (Sn opacified)	decoration	18.02	0.57	2.12	68.83	0.16	0.38	1.07	0.64	6.33	0.08	0.41	0.89	0.49
ERL104:G315:2346	Roman	op. Yellow	decoration	17.07	0.68	2.44	69.20	0.26	0.31	1.19	1.06	6.11	0.09	0.45	1.22	-0.08
ERL104:G315:2346	Roman	op. Red	body	15.67	0.70	2.54	69.32	0.38	0.47	0.98	0.89	6.86	0.14	0.69	1.27	0.06
ERL104:G315:2346	Roman	tr. Green (Fe)	decoration	18.28	0.68	2.36	66.27	0.28	0.45	0.73	1.26	7.43	0.08	0.82	1.24	0.12
ERL104:G315:2359	Roman	tr. Blue-green	body	17.08	0.62	2.36	69.53	0.19	0.26	0.94	0.72	6.67	0.09	0.38	0.77	0.39
ERL104:G315:2388	Saxon I (natron)	tr. Blue	body	17.98	1.10	2.50	65.03	0.09	0.48	0.90	0.68	8.20	0.16	1.43	1.42	0.02
ERL104:G315:2392	Saxon I (blue)	tr. Blue	body	19.38	0.94	2.38	64.99	0.13	0.48	0.85	0.71	7.67	0.22	0.46	1.68	0.11
ERL104:G315:3244	Saxon I (natron)	Light	body	18.62	1.12	2.28	64.90	0.15	0.50	1.06	0.63	7.80	0.18	1.82	0.95	0.00
ERL104:G319:1884	Saxon II (natron)	tr. Yellow	body	18.30	1.11	2.46	65.37	0.23	0.47	0.93	0.83	7.11	0.15	2.09	0.91	0.04
ERL104:G319:1885	Saxon II (natron)	tr. Yellow	body	16.82	1.43	2.64	65.99	0.23	0.40	0.80	0.99	7.58	0.18	2.03	1.02	-0.13
ERL104:G336:3378	Roman	op. Yellow	body	15.17	0.71	2.47	70.78	0.40	0.67	1.09	0.95	5.80	0.08	0.34	1.24	0.31
ERL104:G336:3378	Roman	tr. Green (Cu)	decoration	16.60	0.59	2.42	69.52	0.18	0.48	1.07	0.75	6.48	0.14	0.37	1.14	0.26
ERL104:G336:3380	Roman	op. Yellow	body	15.70	0.69	2.44	69.81	0.06	0.42	1.11	0.88	6.60	0.10	0.38	1.36	0.44
ERL104:G341:1523	Saxon I (natron)	Light	body	19.31	0.97	2.17	65.63	0.21	0.55	1.03	0.67	7.54	0.18	1.17	0.87	-0.29
ERL104:G341:1530	Saxon I (blue)	tr. Blue	body	20.65	0.87	2.26	64.77	0.11	0.43	1.10	0.62	6.95	0.13	0.53	1.67	-0.09
ERL104:G341:3478/01	Saxon I (natron)	Light	body	17.76	1.12	2.27	65.25	0.27	0.49	0.99	0.65	8.75	0.13	1.27	1.02	0.04
ERL104:G341:3478/07	Saxon I (blue)	tr. Blue	body	20.66	0.81	2.23	64.69	0.15	0.51	1.09	0.61	7.06	0.08	0.49	1.65	-0.02
ERL104:G343:1661	Saxon I (blue)	tr. Blue	body	17.77	1.13	2.40	65.62	0.12	0.51	0.94	1.44	7.98	0.19	0.51	1.39	-0.01
ERL104:G343:1671	Saxon I (natron)	Dark	body	19.17	0.70	2.07	66.13	0.23	0.50	1.12	0.62	7.04	0.20	0.87	1.33	0.01
ERL104:G344:2834	Roman	op. Red	core	16.13	0.67	2.49	69.13	0.40	0.36	1.02	0.85	6.64	0.12	0.69	1.25	0.25

Table G.2 – *(continued).*

Bead Number	*Base Glass Composition*	*Colour*	*Form*	*Oxide (wt %)*												
				*Na_2O**	*MgO**	*Al_2O_3**	*SiO_2**	*P_2O_5**	*SO_3**	*Cl**	*K_2O**	*CaO**	*TiO_2**	*MnO**	*Fe_2O_3**	*Sb_2O_3**
ERL104:G344:2834	Roman	op. White (bubble opacified)	body	18.61	0.48	1.84	69.85	0.13	0.34	1.22	0.52	5.62	0.06	0.16	0.55	0.62
ERL104:G344:2834	Saxon I (blue)	tr. Blue	decoration	18.82	0.90	2.25	66.90	0.11	0.51	0.86	0.70	6.93	0.16	0.35	1.54	-0.05
ERL104:G344:2835	Saxon I (blue)	tr. Blue	body	18.77	0.77	2.12	66.93	0.24	0.50	1.09	0.55	6.73	0.09	0.73	1.53	-0.05
ERL104:G344:2836	Roman	op. Yellow	body	14.80	0.92	2.50	69.90	0.25	0.29	1.13	0.93	6.78	0.19	1.23	1.25	-0.18
ERL104:G344:2837	Roman	op. Yellow	body	14.42	0.64	2.42	70.76	0.22	0.62	1.17	0.73	7.73	0.16	0.36	0.86	-0.10
ERL104:G349:2955	Saxon I (natron)	tr. Blue	body	17.77	1.18	2.62	63.65	0.10	0.54	0.83	0.80	8.32	0.20	1.48	2.33	0.17
ERL104:G349:2959	Saxon I (natron)	tr. Blue	body	17.16	1.22	2.67	64.03	0.29	0.43	0.85	0.81	8.41	0.19	1.54	2.33	0.07
ERL104:G349:2967	Saxon I (natron)	tr. Yellow	body	19.00	1.12	2.28	64.09	0.21	0.45	1.02	0.75	8.24	0.08	1.79	0.87	0.09
ERL104:G349:2974	Saxon I (natron)	Light	body	18.10	1.21	2.48	64.51	0.22	0.44	0.82	0.73	8.60	0.18	1.33	1.36	0.00
ERL104:G349:2980	Saxon I (natron)	tr. Blue	body	17.59	1.22	2.71	63.94	0.24	0.33	0.80	0.79	8.39	0.15	1.54	2.38	-0.09
ERL104:G349:2987	Saxon I (natron)	tr. Blue	body	16.97	1.18	2.71	64.33	0.27	0.43	0.88	0.82	8.48	0.20	1.47	2.35	-0.08
ERL104:G350:1491	Saxon I (blue)	tr. Blue	body	18.14	0.90	2.28	66.79	0.23	0.50	1.07	0.69	6.83	0.15	0.73	1.73	-0.05
ERL104:G350:1505	Saxon I (blue)	tr. Blue (dark) with red streaks	body	17.38	0.78	2.57	68.01	0.30	0.26	1.14	0.81	7.43	0.10	0.42	0.69	0.11
ERL104:G350:1506	Roman	tr. Blue	decoration	17.43	0.86	2.33	67.13	0.18	0.33	1.01	0.86	7.64	0.17	0.78	1.40	-0.11
ERL104:G350:1506	Roman	op. White (bubble opacified)	body	17.55	0.59	2.37	68.86	0.10	0.33	1.14	0.73	6.66	0.11	0.58	0.65	0.33
ERL104:G350:1514	Roman	op. Blue	body	18.03	0.69	2.32	67.41	0.17	0.36	1.16	0.66	6.63	0.10	0.44	1.25	0.78
ERL104:G352:2810	Roman	op. Yellow	body	16.85	0.68	2.41	67.82	0.32	0.50	1.22	0.72	7.42	0.30	0.65	0.99	0.12
ERL104:G352:2812	Roman	op. Green	body	16.36	0.65	2.41	68.87	0.23	0.51	1.19	0.79	6.90	0.12	0.53	1.19	0.25
ERL104:G352:2814	Roman	op. White (bubble opacified)	body	16.34	0.46	2.39	69.34	0.27	0.30	0.97	0.66	7.95	0.08	0.75	0.57	-0.10
ERL104:G353:3066	Saxon II (natron)	op. Yellow	decoration	17.48	1.37	2.45	65.95	0.31	0.73	1.09	1.04	6.57	0.42	1.54	1.23	-0.17

Table G.2 – *(continued).*

Bead Number	*Base Glass Composition*	*Colour*	*Form*	*Oxide (wt %)*												
				*Na_2O**	*MgO**	*Al_2O_3**	*SiO_2**	*P_2O_5**	*SO_3**	*Cl**	*K_2O**	*CaO**	*TiO_2**	*MnO**	*Fe_2O_3**	*Sb_2O_3**
ERL104:G353:3066	Saxon II (high MgO, low MnO)	op. Red	body	18.45	1.21	2.38	66.88	0.22	0.47	0.83	0.89	6.99	0.28	0.10	1.23	0.08
ERL104:G353:3069	Saxon II (natron)	op. Yellow	decoration	17.49	1.39	2.43	66.47	0.34	0.39	1.13	1.01	6.84	0.23	1.27	1.22	-0.21
ERL104:G353:3069	Saxon II (high MgO, low MnO)	op. Red	body	17.80	1.15	2.31	68.07	0.16	0.42	0.92	0.92	6.66	0.26	0.18	1.23	-0.06
ERL104:G353:3070	Saxon II (natron)	op. White (Sn opacified)	body	19.02	1.48	2.07	64.78	0.30	0.36	0.95	1.10	6.64	0.14	1.48	1.84	-0.14
ERL104:G353:3070	Saxon II (high MgO, low MnO)	tr. Blue	decoration	22.03	1.02	2.55	64.44	0.07	0.59	1.05	0.63	6.06	0.17	0.20	1.10	0.09
ERL104:G353:3073	Saxon II (high MgO, low MnO)	op. Greyish-blue	body	20.20	1.10	2.67	64.85	0.17	0.57	1.00	0.90	6.75	0.20	0.25	1.48	-0.15
ERL104:G353:3079	Saxon II (natron)	op. Yellow	decoration	17.46	1.47	2.43	66.11	0.32	0.53	1.15	0.99	6.72	0.23	1.86	1.22	-0.50
ERL104:G353:3079	Saxon II (high MgO, low MnO)	op. Red	body	19.12	1.08	2.01	67.68	0.17	0.55	1.00	0.95	5.65	0.19	0.19	1.26	0.17
ERL104:G353:3080	Saxon II (natron)	op. White (Sn opacified)	body	17.79	1.44	2.19	64.85	0.41	0.41	0.95	1.10	7.06	0.22	1.65	1.83	0.10
ERL104:G358:2762	Saxon I (natron)	Light	body	18.67	0.89	2.30	66.32	0.12	0.48	0.92	0.70	7.60	0.14	1.17	0.85	-0.18
ERL104:G358:2764	Saxon I (natron)	Light	body	18.22	1.20	2.37	65.02	0.11	0.47	0.79	0.76	8.43	0.15	1.17	1.27	0.04
ERL104:G362:1961&1969	Roman	op. Yellow	decoration	17.89	0.86	2.44	66.61	0.25	0.44	1.28	0.75	6.72	0.18	1.28	1.22	0.11
ERL104:G362:1961&1969	HIMT	op. Red	body	18.03	0.90	2.53	66.63	0.22	0.57	1.05	0.89	6.36	0.27	1.39	1.26	-0.11
ERL104:G362:1961&1969	Roman	tr. Green (Cu)	decoration	17.51	0.65	2.42	67.95	0.13	0.48	1.06	0.80	6.19	0.21	0.80	1.48	0.31
ERL104:G362:1965	Roman	op. Yellow	body	16.09	0.80	2.44	69.46	0.23	0.46	1.18	0.75	6.32	0.29	0.71	1.22	0.04
ERL104:G362:1972	Saxon I (blue)	tr. Blue	body	19.31	0.87	2.26	65.42	0.08	0.62	0.89	0.67	7.37	0.17	0.73	1.65	-0.03

Table G.2 – *(continued).*

Bead Number	*Base Glass Composition*	*Colour*	*Form*	*Oxide (wt %)*												
				*Na_2O**	*MgO**	*Al_2O_3**	*SiO_2**	*P_2O_5**	*SO_3**	*Cl**	*K_2O**	*CaO**	*TiO_2**	*MnO**	*Fe_2O_3**	*Sb_2O_3**
ERL104:G362:1974	Roman	op. Red	body	17.56	0.78	2.49	67.76	0.15	0.36	0.93	0.76	6.71	0.19	0.94	1.25	0.11
ERL104:G362:1974	HIMT	op. Yellow	decoration	18.91	0.97	2.42	65.67	0.13	0.62	1.19	0.59	5.83	0.39	1.81	1.96	-0.51
ERL104:G362:2037	Roman	op. White (bubble opacified)	body	18.02	0.55	2.36	69.00	0.10	0.34	1.11	0.64	6.45	0.18	0.58	0.56	0.10
ERL104:G362:2038	Saxon I (blue)	tr. Blue	body	20.35	0.51	2.04	66.05	0.12	0.57	0.97	0.63	6.64	0.11	0.76	1.20	0.03
ERL104:G362:2642	Roman	op. Yellow	body	16.10	0.79	2.44	69.35	0.27	0.34	1.25	0.70	6.25	0.45	0.76	1.22	0.07
ERL104:G363:1906	Roman	Dark	body	15.23	0.76	2.78	69.24	0.48	0.52	0.77	1.82	6.14	0.21	0.83	1.39	-0.17
ERL104:G363:1906	Roman	op. White (Sn opacified)	decoration	20.40	0.53	1.94	67.01	0.16	0.65	1.06	0.51	5.62	0.09	1.21	0.74	0.09
ERL104:G363:1910	Roman	op. Red	decoration	16.71	0.69	2.51	68.72	0.25	0.51	1.05	1.12	6.26	0.24	0.43	1.25	0.26
ERL104:G363:1910	Roman	op. Green	body	16.67	0.67	2.41	68.23	0.16	0.49	1.16	0.66	7.08	0.19	1.17	1.00	0.10
ERL104:G363:1912	Roman	op. Red	body	16.33	0.72	2.51	69.17	0.31	0.27	0.96	0.89	6.48	0.17	0.87	1.26	0.07
ERL104:G363:1912	Roman	tr. Green (Cu)	decoration	17.00	0.66	2.41	69.23	0.22	0.41	1.03	0.80	6.30	0.20	0.35	0.89	0.52
ERL104:G363:1912	Roman	op. Yellow	decoration	15.98	0.55	2.42	70.58	0.17	0.51	1.07	0.66	7.04	0.11	0.20	0.69	0.02
ERL104:G363:1914	Saxon I (blue)	tr. Blue	body	18.80	0.95	2.45	65.16	0.29	0.55	0.88	0.74	7.77	0.24	0.59	1.46	0.11
ERL104:G363:1916	Roman	op. Red	decoration	17.69	0.75	2.48	67.35	0.19	0.52	0.90	0.80	6.90	0.16	0.90	1.24	0.11
ERL104:G363:1916	Roman	op. Yellow	decoration	18.47	0.65	2.42	67.78	0.15	0.67	1.37	0.80	5.75	0.07	0.32	1.10	0.45
ERL104:G363:1916	Roman	op. Green	body	16.46	0.78	2.44	68.90	0.21	0.51	1.04	0.84	6.81	0.07	0.76	1.36	-0.18
ERL104:G363:1922	Roman	op. Yellow	decoration	17.98	0.75	2.43	67.55	0.01	0.74	1.13	0.70	6.29	0.20	1.09	1.22	-0.09
ERL104:G363:1922	HIMT	tr. Green (Fe)	decoration	17.92	0.89	2.47	67.11	0.19	0.55	1.18	0.90	5.77	0.44	1.74	1.23	-0.40
ERL104:G363:1922	Roman	op. Red	body	16.61	0.72	2.50	68.49	0.26	0.57	1.01	1.07	6.63	0.09	0.47	1.25	0.34
ERL104:G363:1931	Saxon I (blue)	tr. Blue	body	20.77	0.54	1.94	66.39	0.09	0.51	1.01	0.51	6.49	0.10	0.74	0.95	-0.04
ERL104:G363:1936	Saxon I (blue)	tr. Blue	body	19.79	0.77	2.15	65.83	0.02	0.59	0.99	0.60	6.81	0.16	0.92	1.24	0.12
ERL104:G367:3619	Roman	op. Red	decoration	15.59	0.78	2.53	69.59	0.36	0.50	1.02	1.09	6.53	0.22	0.65	1.27	-0.13
ERL104:G367:3619	Roman	tr. Blue	decoration	19.76	0.53	2.01	67.54	0.13	0.52	1.00	0.41	5.86	0.04	0.05	2.38	-0.24

Table G.2 – *(continued).*

Bead Number	*Base Glass Composition*	*Colour*	*Form*	*Oxide (wt %)*												
				*Na_2O**	*MgO**	*Al_2O_3**	*SiO_2**	*P_2O_5**	*SO_3**	*Cl**	*K_2O**	*CaO**	*TiO_2**	*MnO**	*Fe_2O_3**	*Sb_2O_3**
ERL104:G367:3619	Roman	op. White (bubble opacified)	body	16.17	0.71	2.28	69.07	0.22	0.97	1.06	0.57	7.09	0.09	0.93	0.76	0.05
ERL104:G367:3623	Saxon I (blue)	tr. Blue	body	19.71	0.83	2.30	64.96	0.16	0.49	0.94	1.01	7.37	0.19	0.65	1.43	-0.06
ERL104:G367:3624	Roman	op. Red	decoration	17.11	0.68	2.46	67.98	0.11	0.49	0.98	0.90	7.01	0.11	0.77	1.23	0.16
ERL104:G367:3624	Roman	op. Red	core	17.24	0.70	2.48	68.49	0.17	0.34	1.00	0.81	6.74	0.11	0.70	1.24	-0.01
ERL104:G367:3624	Roman	op. White (bubble opacified)	body	16.52	0.55	2.30	69.25	0.16	0.24	1.05	0.62	7.37	0.00	1.02	0.63	0.28
ERL104:G367:3624	Saxon I (blue)	tr. Blue	decoration	18.44	0.91	2.35	66.10	0.16	0.46	0.86	0.78	7.08	0.20	0.59	1.87	0.19
ERL104:G367:3625	Roman	op. White (bubble opacified)	body	17.95	0.57	2.30	68.82	0.16	0.34	1.06	0.54	6.68	0.06	0.49	0.62	0.40
ERL104:G367:3626	Roman	op. Red	body	16.51	0.71	2.50	68.49	0.36	0.44	1.06	0.88	6.98	0.16	0.59	1.25	0.07
ERL104:G367:3627	Saxon II (natron)	op. Yellow	body	16.67	1.13	2.46	67.81	0.12	0.54	1.18	1.11	6.20	0.34	1.23	1.23	-0.02
ERL104:G367:3631	Saxon I (natron)	Dark	body	20.24	0.58	2.01	65.75	0.17	0.62	0.95	0.51	6.33	0.10	1.30	1.28	0.15
ERL104:G367:3633	Roman	op. Red	body	17.54	0.69	2.48	67.60	0.24	0.28	1.11	1.11	6.64	0.16	0.94	1.24	-0.04
ERL104:G367:3633	Roman	tr. Green (Cu)	decoration	16.76	0.64	2.41	68.32	0.19	0.39	1.12	1.14	6.74	0.16	0.88	1.08	0.16
ERL104:G367:3633	Roman	op. Yellow	decoration	17.16	0.63	2.43	68.49	0.24	0.37	1.15	0.83	6.94	0.09	0.49	1.11	0.08
ERL104:G367:3637/3652	Roman	op. Red	decoration	16.20	0.77	2.52	69.29	0.37	0.28	0.95	1.14	6.30	0.11	0.68	1.26	0.12
ERL104:G367:3637/3652	Roman	tr. Green (Cu)	body	16.51	0.76	2.41	69.45	0.35	0.37	1.01	0.99	6.34	0.10	0.64	1.03	0.06
ERL104:G367:3637/3652	Roman	op. Yellow	decoration	16.49	0.51	2.42	69.37	0.21	0.50	1.08	0.72	6.72	0.17	0.54	1.07	0.21
ERL104:G367:3646	Roman	op. Green	body	17.47	0.49	2.41	69.04	0.11	0.45	1.10	0.69	6.16	0.17	0.27	1.15	0.47
ERL104:G367:3653	Roman	op. Red	decoration	16.12	0.78	2.51	69.21	0.23	0.32	0.97	1.10	6.36	0.12	0.72	1.25	0.31
ERL104:G367:3653	Roman	tr. Green (Cu)	body	16.15	0.67	2.41	69.90	0.23	0.38	1.01	0.81	6.62	0.14	0.57	0.91	0.20
ERL104:G367:3653	Roman	op. Yellow	decoration	16.51	0.59	2.42	69.43	0.15	0.52	1.11	0.78	6.66	0.11	0.57	1.18	-0.03

Table G.2 – *(continued).*

Bead Number	*Base Glass Composition*	*Colour*	*Form*	*Oxide (wt %)*												
				*Na_2O**	*MgO**	*Al_2O_3**	*SiO_2**	*P_2O_5**	*SO_3**	*Cl**	*K_2O**	*CaO**	*TiO_2**	*MnO**	*Fe_2O_3**	*Sb_2O_3**
ERL104:G367:3663	Roman	tr. Blue	body	18.40	0.62	1.99	68.87	0.23	0.48	1.07	0.57	6.26	0.07	0.59	0.87	-0.03
ERL114:G413:1486	Roman	op. Red	body	16.25	0.62	2.50	69.60	0.19	0.36	1.08	0.91	6.39	0.11	0.57	1.25	0.17
ERL114:G413:1486	Roman	op. Yellow	decoration	16.70	0.65	2.41	69.57	0.08	0.65	1.07	0.80	6.16	0.17	0.41	1.17	0.15
ERL114:G413:1486	Roman	tr. Green (Cu)	decoration	16.52	0.68	2.42	69.52	0.14	0.56	1.08	0.82	6.52	0.14	0.42	1.02	0.16
ERL114:G413:1492	Saxon I (blue)	tr. Blue	body	19.41	0.84	2.19	65.32	0.09	0.52	0.83	0.68	7.20	0.19	1.19	1.50	0.02
ERL114:G413:1493	Roman	op. Red	body	16.13	0.81	2.50	70.48	0.29	-0.30	0.94	1.03	6.35	0.26	1.07	1.25	-0.79
ERL114:G413:1495	Roman	op. Red	body	15.59	0.61	2.64	70.06	0.38	0.33	0.94	1.09	6.15	0.11	0.44	1.32	0.34
ERL114:G413:1497	Roman	op. White (bubble opacified)	body	17.63	0.52	1.97	70.34	0.11	0.21	1.22	0.45	6.44	0.07	0.18	0.41	0.44
ERL114:G413:1498	Roman	op. Red	body	16.44	0.75	2.48	68.91	0.28	0.30	0.96	0.96	6.45	0.11	0.73	1.24	0.38
ERL114:G413:1498	HIMT	op. Yellow	decoration	18.01	0.91	2.42	67.55	0.21	0.11	1.10	0.74	6.45	0.28	1.06	1.56	-0.40
ERL114:G413:1498	Roman	tr. Green (Cu)	decoration	16.66	0.66	2.43	69.76	0.32	0.11	1.21	0.80	6.21	0.27	0.49	1.33	-0.24
ERL114:G414:1535	Saxon I (natron)	Dark	body	19.92	0.68	2.17	65.95	0.19	0.36	0.76	0.70	6.73	0.02	1.06	1.33	0.12
ERL114:G417:1470	Saxon I (natron)	tr. Yellow-green	body	18.01	1.29	2.43	65.50	0.25	0.45	0.86	0.90	7.56	0.14	1.65	0.91	0.03
ERL114:G417:1471	Saxon I (blue)	tr. Blue	body	18.28	0.78	2.33	66.97	0.16	0.47	0.91	0.67	7.34	0.17	0.69	1.06	0.16
ERL114:G417:1473	A2b Blue	tr. Blue	body	19.09	0.79	2.24	67.99	0.16	0.57	0.98	0.72	6.16	0.15	0.35	0.86	-0.05
ERL114:G421:1366	Saxon I (natron)	Light	body	18.73	0.81	2.01	66.64	0.11	0.51	0.97	0.67	7.39	0.15	1.22	0.67	0.10
ERL114:G422:1377	Roman	op. Yellow	body	18.68	0.77	2.41	67.53	0.10	0.26	1.35	1.07	5.84	0.14	0.72	1.03	0.10
ERL114:G422:1379	Saxon I (natron)	Light	body	18.25	1.26	2.54	65.25	0.15	0.45	0.97	0.77	7.70	0.18	1.48	1.04	-0.05
ERL114:G422:1416	Roman	op. Yellow	body	18.13	0.70	2.45	68.09	0.15	0.36	1.34	0.87	6.08	0.07	0.79	0.95	0.03
ERL114:G422:1420	Roman	op. Red	decoration	17.20	0.57	2.58	68.48	0.28	0.37	1.06	0.91	6.20	0.08	0.66	1.29	0.31
ERL114:G422:1420	Roman	op. Yellow	body	17.91	0.68	2.41	68.12	0.18	0.35	1.15	0.75	6.62	0.12	0.51	0.87	0.34
ERL114:G422:1428	Roman	op. Red	decoration	16.28	0.68	2.49	69.11	0.29	0.22	1.00	0.83	6.75	0.16	0.62	1.25	0.31
ERL114:G422:1428	Roman	op. Yellow	body	15.48	0.54	2.42	70.18	0.19	0.32	1.16	0.73	6.85	0.09	0.43	1.29	0.32
ERL114:G422:1453	Roman	op. Yellow	body	16.16	0.66	2.43	69.61	0.16	0.54	1.12	1.00	6.44	0.28	0.38	1.41	-0.21

Table G.2 – *(continued).*

Bead Number	*Base Glass Composition*	*Colour*	*Form*	*Oxide (wt %)*												
				*Na_2O**	*MgO**	*Al_2O_3**	*SiO_2**	*P_2O_5**	*SO_3**	*Cl**	*K_2O**	*CaO**	*TiO_2**	*MnO**	*Fe_2O_3**	*Sb_2O_3**
ERL114:G422:1454	Roman	op. White (bubble opacified)	body	18.82	0.56	2.18	68.18	0.03	0.37	1.17	0.65	6.18	0.12	0.78	0.79	0.16
ERL114:G422:1454	Saxon I (blue)	tr. Blue	decoration	19.72	0.78	2.28	65.06	0.12	0.60	0.93	0.62	7.01	0.16	1.07	1.51	0.13
ERL114:G422:1456	Roman	op. Yellow	body	15.87	0.60	2.43	69.85	0.19	0.44	1.12	0.95	6.46	0.19	0.51	1.41	-0.02
ERL114:G423:1601/2	Saxon I (natron)	Light	body	17.42	0.88	2.61	66.42	0.09	0.49	0.88	0.73	8.32	0.13	1.23	0.68	0.13
ERL114:G429:1554	Saxon I (blue)	tr. Blue	body	18.97	1.12	2.43	64.67	0.09	0.43	0.84	0.67	8.43	0.13	0.92	1.15	0.13
ERL114:G429:1558	Saxon I (natron)	Light	body	17.37	1.21	2.51	64.14	0.20	0.35	0.85	0.83	8.70	0.18	2.59	1.03	0.04
ERL114:G429:1560	Roman	tr. Blue-green	body	17.60	0.51	2.22	69.82	0.06	0.23	0.90	0.58	6.30	0.05	0.40	0.84	0.48
ERL114:G429:1563	Saxon I (natron)	Light	body	17.88	1.09	2.34	65.94	0.17	0.40	0.96	0.74	7.60	0.12	1.71	0.92	0.12
ERL114:G429:1566	Saxon I (natron)	Dark	body	17.47	1.06	2.37	65.41	0.16	0.53	0.88	0.94	8.53	0.11	1.29	1.35	-0.11
ERL114:G429:1572	Saxon I (natron)	Dark	body	17.49	1.11	2.59	64.89	0.22	0.41	0.93	1.02	8.54	0.11	1.47	1.31	-0.09
ERL114:G429:1575	Saxon I (natron)	Dark	body	17.45	1.00	2.28	65.57	0.15	0.48	0.92	0.97	8.36	0.12	1.32	1.34	0.03
ERL114:G447:1073	Roman	op. Yellow	body	16.30	0.70	2.41	69.17	0.18	0.41	1.19	0.66	7.02	0.17	0.70	1.03	0.05
ERL114:G450:1154	Saxon I (blue)	tr. Blue	body	19.27	0.90	2.30	65.07	0.15	0.58	0.82	0.74	7.66	0.23	0.68	1.61	-0.01
ERL114:G450:1155	Saxon I (blue)	tr. Blue	body	19.51	0.81	2.13	66.62	0.03	0.50	0.97	0.53	6.58	0.15	0.63	1.32	0.21
ERL114:G450:1156	Saxon I (natron)	tr. Green (Fe)	body	19.53	1.19	2.62	63.40	0.13	0.30	1.00	0.43	7.39	0.38	1.77	1.77	0.08
ERL114:G450:1157	Roman	tr. Blue	body	17.76	0.39	1.93	71.27	0.06	0.29	1.08	0.45	5.34	0.08	0.13	1.08	0.13
ERL114:G450:1164	Saxon I (blue)	tr. Blue	decoration	20.18	0.73	2.14	65.37	0.12	0.53	0.97	0.64	6.69	0.18	1.15	1.24	0.05
ERL114:G450:1164	Roman	op. White (bubble opacified)	body	16.30	0.58	2.48	69.26	0.11	0.24	1.02	0.68	7.52	0.05	0.88	0.98	-0.10
ERL114:G450:1176	Saxon I (natron)	Light	body	18.34	1.34	2.59	63.73	0.11	0.44	0.92	0.82	8.79	0.13	1.76	1.01	0.00
ERL114:G450:1189	Saxon I (blue)	tr. Blue	body	19.38	0.96	2.47	64.46	0.14	0.49	1.02	0.71	7.26	0.18	0.74	2.08	0.12
ERL114:G450:1225	Saxon I (natron)	Light	body	18.27	1.40	2.53	63.57	0.13	0.47	0.91	0.82	8.88	0.17	1.64	0.99	0.20
ERL114:G450:1590	Saxon I (natron)	tr. Blue	body	17.29	1.22	2.67	64.07	0.18	0.42	0.84	0.83	8.53	0.17	1.44	2.33	0.00

Table G.3 – Raw LA-ICP-MS sediment-related element (SRE) data for the glass beads from Eriswell, ordered numberically by grave and small finds number.

Bead Number	*Base Glass Composition*	*Colour*	*Form*	*Element (ppm)*																
				^{24}Mg	^{39}K	^{49}Ti	^{51}V	^{53}Cr	^{71}Ga	^{85}Rb	^{88}Sr	^{89}Y	^{90}Zr	^{93}Nb	^{137}Ba	^{178}Hf	^{181}Ta	^{182}W	^{232}Th	^{238}U
ERL046:G03:1226	Saxon I (natron)	tr. Blue	body	4949.00	4440.50	1167.00	38.44	21.25	9.00	11.20	1031.50	9.39	95.80	3.32	446.95	2.57	0.20	0.31	1.58	1.51
ERL046:G03:1271	Roman	op. Red	body	2832.00	3638.50	1060.25	22.89	18.66	4.04	12.85	594.10	9.77	90.31	2.67	293.60	2.35	0.17	0.14	1.34	1.21
ERL046:G03:1289	Roman	op. Blue-green	body	1949.00	3863.50	900.95	22.99	18.40	3.95	19.43	431.40	7.60	71.10	2.89	234.85	1.98	0.18	0.22	1.61	1.19
ERL046:G03:1303	Roman	op. Red	decoration	2034.00	5253.00	884.60	23.16	17.11	4.30	32.90	487.90	8.07	76.67	2.84	303.15	2.07	0.17	0.28	1.50	1.32
ERL046:G03:1303	Roman	op. Yellow	body	1832.00	3192.00	753.50	18.61	13.85	3.39	16.47	426.70	7.61	64.84	2.40	220.95	1.80	0.15	0.17	1.39	1.02
ERL046:G05:1411	Saxon I (blue)	tr. Blue	body	3490.50	2923.50	772.60	16.99	16.21	6.37	9.62	673.70	7.95	68.75	2.24	211.80	1.95	0.15	0.08	1.22	1.05
ERL046:G05:1491	Roman	op. White (bubble opacified)	body	2451.00	3477.00	671.40	19.17	13.32	3.23	13.86	597.50	7.67	62.24	2.01	312.65	1.72	0.12	0.27	1.19	1.11
ERL046:G08:1596	Roman	op. Yellow with green streaks	body	2077.50	4084.00	986.20	24.47	18.67	4.02	26.01	409.25	7.50	68.94	2.96	230.45	1.96	0.19	0.21	1.57	1.01
ERL046:G18:1786	Roman	op. Red	body	2201.50	4592.00	894.55	28.28	17.98	3.74	24.52	466.10	9.84	76.09	3.02	291.60	2.10	0.19	0.26	2.05	1.09
ERL046:G18:1788	Roman	tr. Blue	decoration	2459.00	3770.00	759.35	23.39	15.24	5.87	14.41	610.60	7.75	69.52	2.16	309.70	1.90	0.13	0.21	1.25	1.26
ERL046:G25:1652	Roman	op. Red	decoration	2549.00	4886.00	1199.50	31.32	20.93	3.57	24.87	521.55	11.06	114.90	3.16	497.25	3.10	0.21	0.32	2.02	1.17
ERL046:G25:1652	Roman	op. Yellow	body	1883.50	3116.00	692.00	18.33	13.63	3.20	14.55	438.60	8.88	63.19	2.17	252.60	1.76	0.14	0.17	1.53	0.84
ERL046:G38:1033	Roman	op. Green	body	2123.50	4418.00	773.15	24.40	16.05	3.55	21.06	470.65	6.91	59.86	2.50	289.85	1.57	0.15	0.28	1.29	1.06
ERL046:G38:1067	Roman	tr. Blue	decoration	2148.00	3718.50	560.75	19.18	12.42	5.09	12.51	587.10	8.47	59.36	1.79	340.05	1.58	0.12	0.12	1.19	0.97
ERL046:G44:1004	Roman	tr. Blue	body	2525.00	4129.00	594.90	25.76	15.87	5.92	13.17	633.95	7.93	51.77	1.90	345.65	1.39	0.11	0.15	0.95	1.37
ERL046:G44:1015	Saxon I (natron)	tr. Blue	body	4588.00	4776.50	1077.50	37.28	18.86	8.56	11.77	1069.50	9.24	86.98	3.08	478.90	2.29	0.19	0.23	1.31	1.33
ERL104:G144:2571	Saxon I (blue)	tr. Blue	body	3268.00	2624.50	1179.50	22.14	16.59	6.11	7.40	807.90	10.39	124.25	3.01	282.75	3.35	0.21	0.09	1.68	1.48
ERL104:G144:2595	Roman	op. Yellow	decoration	2934.00	3391.50	1085.50	27.70	18.57	3.84	13.86	722.15	8.91	98.43	3.26	286.00	2.83	0.21	0.22	2.13	1.24
ERL104:G148:2738	Saxon I (blue)	tr. Blue	body	3598.00	2771.50	2356.50	29.46	34.46	5.16	8.78	858.60	11.90	235.10	4.83	306.70	6.10	0.33	0.16	2.16	1.60
ERL104:G166:3415	Saxon I (natron)	tr. Blue	body	4954.50	5161.00	1105.50	35.70	19.70	6.70	11.76	1143.50	11.80	118.05	3.89	499.65	2.90	0.23	0.32	1.76	1.15
ERL104:G166:3440	Roman	op. Red	body	2201.50	3678.00	945.65	24.22	15.25	3.60	18.90	481.30	9.41	82.67	3.08	315.00	2.38	0.21	0.29	2.24	0.98
ERL104:G193:1295	Levantine I	tr. Turquoise	decoration	2389.50	4627.00	633.90	14.08	14.92	3.88	14.66	543.70	8.30	50.68	2.04	361.60	1.39	0.12	0.34	1.15	0.83

Table G.3 – *(continued).*

Bead Number	*Base Glass Composition*	*Colour*	*Form*	*Element (ppm)*																
				^{24}Mg	^{39}K	^{49}Ti	^{51}V	^{53}Cr	^{71}Ga	^{85}Rb	^{88}Sr	^{89}Y	^{90}Zr	^{93}Nb	^{137}Ba	^{178}Hf	^{181}Ta	^{182}W	^{232}Th	^{238}U
ERL104:G195:1350	Saxon II (high MgO, low MnO)	op. White (tin opacified)	body	6706.00	4815.00	984.65	36.87	17.87	4.05	14.45	799.30	17.13	131.25	4.22	310.05	3.24	0.27	0.40	2.34	1.22
ERL104:G195:1350	Saxon II (high MgO, low MnO)	tr. Blue	decoration	5286.50	3639.50	909.60	26.90	19.35	7.92	8.73	810.85	11.62	138.00	3.76	249.90	3.37	0.25	0.38	1.93	1.35
ERL104:G202:3518/1	A2b Blue	tr. Blue	body	2975.50	3565.50	993.40	17.68	16.30	5.99	9.85	551.60	8.00	100.70	2.74	232.10	2.63	0.17	0.05	1.15	1.38
ERL104:G202:3518/2	A2b Blue	tr. Blue	body	3268.50	4272.00	1068.50	20.29	19.51	6.50	11.63	573.10	7.80	97.19	2.92	248.05	2.58	0.17	0.06	1.21	1.57
ERL104:G202:3518/3	A2b Blue	tr. Blue	body	2939.50	3444.00	1063.50	18.59	18.47	5.48	10.17	592.85	7.96	103.30	2.85	225.95	2.70	0.17	0.06	1.16	1.17
ERL104:G232:1106	Saxon I (blue)	tr. Blue	body	5263.50	3473.50	794.25	21.49	20.21	5.97	10.19	815.40	10.13	106.00	3.37	255.20	2.75	0.20	0.16	1.71	1.03
ERL104:G237:1152	Saxon I (blue)	tr. Blue	body	2628.00	3280.50	823.85	28.13	12.00	5.06	8.76	744.55	9.61	93.02	2.27	397.75	2.58	0.16	0.25	1.23	1.26
ERL104:G237:1153	Saxon II (high MgO, low MnO)	op. Blue	body	5640.50	4235.00	1094.50	21.32	18.06	4.73	9.67	831.90	13.73	185.30	4.51	265.90	4.65	0.31	0.12	2.15	0.89
ERL104:G237:1154	Saxon II (high MgO, low MnO)	op. White (tin opacified)	body	6634.50	5294.50	956.30	31.98	17.48	3.55	14.06	802.30	16.72	140.45	4.16	277.45	3.48	0.27	0.30	2.20	1.15
ERL104:G237:1154	Saxon II (high MgO, low MnO)	tr. Blue	decoration	5378.50	3562.50	871.35	22.78	16.19	5.83	8.62	753.15	12.22	148.00	4.03	251.75	3.61	0.27	0.17	1.88	1.29
ERL104:G242:2158	Roman	op. Red	body	3169.50	4995.00	1556.50	34.85	28.57	4.21	21.33	556.10	9.07	121.20	3.72	532.30	3.31	0.23	0.55	1.90	1.22
ERL104:G242:2181	Roman	tr. Blue	body	3333.00	2897.50	914.35	17.59	16.19	5.41	9.19	616.75	8.35	79.97	2.41	276.75	2.31	0.16	0.23	1.46	1.28
ERL104:G242:2225	Saxon I (blue)	tr. Blue	body	4973.00	3154.50	1213.50	28.07	24.75	7.33	9.11	945.50	13.03	174.95	4.12	311.95	4.24	0.26	0.19	1.84	1.23
ERL104:G242:2255	Roman	tr. Green (Cu) with red streaks	body	2041.50	3426.00	858.35	17.60	15.41	3.48	19.04	494.40	8.60	72.88	2.83	317.15	2.08	0.19	0.15	2.08	1.30
ERL104:G242:2266	Roman	tr. Green (Cu)	body	1985.00	3386.50	891.85	22.79	15.60	3.81	18.71	476.50	8.64	68.43	2.83	271.80	1.93	0.17	0.19	1.78	1.24
ERL104:G243:1373	Saxon I (blue)	tr. Blue	decoration	3499.00	3275.50	1394.50	35.06	25.30	8.85	8.37	778.40	10.03	133.15	3.10	287.05	3.66	0.21	0.20	1.73	1.17
ERL104:G262:1287	Saxon II (high MgO, low MnO)	op. Red with blue streaks	body	7382.50	4939.50	1113.00	43.86	20.94	4.61	19.22	807.60	26.06	155.00	4.83	335.05	3.94	0.33	0.62	3.46	1.30
ERL104:G263:1411	Saxon I (natron)	tr. Blue	body	5526.00	4206.00	827.70	33.53	19.37	9.94	9.53	1022.50	11.00	104.10	3.31	415.20	2.64	0.21	0.21	1.73	1.26

Table G.3 – *(continued).*

Bead Number	*Base Glass Composition*	*Colour*	*Form*	*Element (ppm)*																
				^{24}Mg	^{39}K	^{49}Ti	^{51}V	^{53}Cr	^{71}Ga	^{85}Rb	^{88}Sr	^{89}Y	^{90}Zr	^{93}Nb	^{137}Ba	^{178}Hf	^{181}Ta	^{182}W	^{232}Th	^{238}U
ERL104:G266:1575	Saxon II (high Mgo, MnO)	op. Orange	body	7547.00	6133.00	592.70	34.43	11.28	2.12	6.58	1248.00	9.21	94.57	2.47	500.90	2.45	0.18	0.38	1.23	0.57
ERL104:G268:3260	HIMT	op. Red	decoration	3193.50	2635.00	2001.00	27.42	33.99	2.66	9.97	364.55	9.48	187.05	4.54	2574.50	4.85	0.33	0.54	2.49	0.79
ERL104:G268:3260	HIMT	op. Yellow	decoration	4558.00	2862.50	2202.00	45.51	53.16	4.76	11.40	489.70	13.67	251.00	5.99	4070.00	6.16	0.39	0.56	3.38	1.31
ERL104:G268:3260	HIMT	tr. Green (Fe)	body	4393.00	2160.50	2180.00	51.14	54.60	4.19	6.01	623.00	12.99	273.40	5.54	4681.00	6.86	0.39	0.41	2.40	1.50
ERL104:G273:3330a/09	Saxon II (high MgO, low MnO)	op. Green	body	7819.00	7981.00	1233.00	25.20	19.05	3.31	8.75	974.10	8.35	109.75	3.28	294.35	2.86	0.23	3.12	1.31	1.38
ERL104:G277:1630	Roman	tr. Blue	body	2447.50	3408.50	541.95	24.33	15.43	5.56	10.52	667.20	8.63	50.34	1.66	356.30	1.42	0.11	0.14	1.16	1.26
ERL104:G281:1796	Levantine I	tr. Turquoise	decoration	2756.50	4099.00	570.05	12.37	18.08	3.71	11.72	625.80	10.37	60.35	2.20	330.20	1.44	0.13	0.07	1.06	0.80
ERL104:G281:1797	Saxon II (high Mgo, MnO)	op. Red	body	10190.00	8624.50	962.70	48.10	19.79	3.67	11.97	1318.50	14.72	141.05	3.83	528.60	3.53	0.29	0.45	1.95	1.47
ERL104:G281:1799	Saxon II (high MgO, low MnO)	tr. Blue	body	7273.00	6602.50	2058.50	29.73	34.81	5.57	8.31	978.60	10.73	185.10	4.66	267.90	5.03	0.33	0.12	2.28	1.69
ERL104:G290:1721	Roman	op. Red	body	2621.50	3370.00	747.80	19.69	18.71	3.34	12.76	472.85	10.51	111.90	2.91	307.90	2.82	0.20	0.57	1.84	0.92
ERL104:G290:1721	Roman	op. Yellow	body	2848.00	3022.00	522.80	17.57	13.69	2.97	10.28	538.20	10.17	78.05	2.22	314.15	1.98	0.15	0.23	1.41	0.87
ERL104:G290:1721	Roman	tr. Blue	body	3331.00	3370.50	563.60	19.32	15.81	4.83	11.44	605.45	9.85	82.19	2.47	306.10	2.02	0.16	0.20	1.49	1.07
ERL104:G290:1721	Roman	tr. Blue-green	body	3119.50	3535.00	576.60	15.40	14.09	3.25	16.45	572.90	8.60	83.89	2.61	254.80	2.26	0.17	0.21	1.87	1.26
ERL104:G290:1721	Roman	tr. Green (Cu)	body	2340.00	2490.00	440.55	14.25	11.00	2.41	8.23	452.60	8.60	65.40	1.83	262.65	1.71	0.12	0.17	1.21	0.71
ERL104:G302:3190	Saxon I (blue)	tr. Blue	body	3477.00	3057.00	566.85	15.16	14.45	4.74	9.51	675.50	9.41	83.78	2.49	219.05	2.21	0.15	0.14	1.26	0.85
ERL104:G305:1813	Saxon II (natron)	Dark	body	4933.50	6133.00	1116.50	30.21	16.54	3.71	11.84	986.25	13.77	172.30	4.15	397.45	4.31	0.28	0.41	2.15	0.84
ERL104:G305:1829	A2b Blue	tr. Blue	body	2619.00	2787.00	975.50	15.47	15.24	4.65	8.50	588.35	9.00	114.10	2.58	206.65	3.14	0.18	0.05	1.53	0.99
ERL104:G305:1854	A2b Blue	tr. Blue	body	3035.50	3531.00	1002.55	18.85	17.91	5.65	10.07	637.75	9.48	127.45	3.43	235.20	3.24	0.18	0.06	1.47	1.01
ERL104:G305:1867	A2b Blue	tr. Blue	body	3773.00	4055.50	1147.50	25.29	21.79	5.51	10.88	739.45	8.05	98.16	3.03	281.45	2.75	0.19	0.16	1.58	1.36
ERL104:G309:2099	Saxon I (blue)	tr. Blue	body	4312.50	3109.50	2732.50	34.20	49.70	6.95	9.10	854.60	10.83	227.90	5.11	276.60	5.91	0.31	0.18	1.91	1.74
ERL104:G315:2331	Saxon I (blue)	tr. Blue	body	3290.50	2781.50	751.50	24.28	17.24	3.67	7.80	777.70	10.73	114.35	2.79	354.40	2.82	0.19	0.25	1.50	1.13

Table G.3 – *(continued).*

Bead Number	*Base Glass Composition*	*Colour*	*Form*	*Element (ppm)*																
				^{24}Mg	^{39}K	^{49}Ti	^{51}V	^{53}Cr	^{71}Ga	^{85}Rb	^{88}Sr	^{89}Y	^{90}Zr	^{93}Nb	^{137}Ba	^{178}Hf	^{181}Ta	^{182}W	^{232}Th	^{238}U
ERL104:G315:2346	Roman	op. Red	body	2652.50	3654.00	728.70	23.48	15.70	3.46	19.47	527.00	13.78	115.45	3.67	364.05	2.93	0.25	0.22	2.62	0.85
ERL104:G315:2388	Saxon I (natron)	tr. Blue	body	4741.50	3546.50	1148.50	31.87	18.52	5.66	9.21	1038.50	10.95	112.90	3.31	440.80	3.26	0.24	0.20	1.99	1.42
ERL104:G315:2392	Saxon I (blue)	tr. Blue	body	3726.50	3601.50	1498.00	27.32	21.51	5.76	9.76	1038.00	10.82	153.15	3.60	326.10	3.98	0.25	0.16	1.68	1.56
ERL104:G349:2980	Saxon I (natron)	tr. Blue	body	5355.50	4654.50	1138.50	45.61	23.75	16.18	11.05	1138.50	11.74	120.95	3.93	410.80	2.94	0.23	0.36	1.66	1.18
ERL104:G363:1931	Saxon I (blue)	tr. Blue	body	2360.50	2398.50	733.45	19.34	11.03	3.57	7.25	761.90	10.15	90.95	2.11	354.60	2.55	0.16	0.23	1.65	1.45
ERL104:G367:3625	Roman	op. White (bubble opacified)	body	2191.50	3183.00	606.00	17.68	11.03	2.91	12.21	647.80	9.10	66.45	1.96	342.65	1.84	0.13	0.15	1.43	1.20
ERL104:G367:3637/ 3652	Roman	tr. Green (Cu)	body	3410.50	4389.50	706.65	21.98	16.62	3.64	19.53	549.50	10.94	102.90	3.22	287.75	2.64	0.22	0.49	2.18	0.91
ERL114:G422:1454	Saxon I (blue)	tr. Blue	decoration	3665.50	3897.50	1211.00	38.19	22.43	7.70	11.85	850.00	11.08	126.45	3.71	448.25	3.08	0.21	0.31	1.60	1.38
ERL114:G429:1554	Saxon I (blue)	tr. Blue	body	4832.00	3702.00	1020.35	25.48	16.63	5.33	7.90	1268.50	11.86	121.95	3.80	356.25	2.88	0.24	0.20	1.77	0.97
ERL114:G429:1566	Saxon I (natron)	Dark	body	4209.50	4221.50	894.05	24.31	13.76	3.48	8.84	1068.50	11.32	115.90	3.24	415.30	2.94	0.21	0.27	1.56	0.88
ERL114:G450:1155	Saxon I (blue)	tr. Blue	body	3641.50	3050.00	1152.00	28.29	21.22	9.32	8.23	785.80	10.42	128.45	3.62	295.70	3.16	0.22	0.12	1.51	1.31
ERL114:G450:1164	Saxon I (blue)	tr. Blue	decoration	3365.00	3665.50	1049.00	32.74	18.97	10.41	9.05	850.75	11.15	127.80	3.35	425.20	3.18	0.20	0.28	1.48	1.29
ERL114:G450:1189	Saxon I (blue)	tr. Blue	body	4510.50	3823.50	1400.00	30.08	26.92	9.11	9.82	883.30	11.68	157.70	4.44	313.55	3.70	0.26	0.28	1.83	1.18
ERL114:G450:1590	Saxon I (natron)	tr. Blue	body	5631.00	4876.00	1195.50	46.45	25.98	16.71	10.94	1165.00	12.33	125.15	4.17	419.30	3.02	0.24	0.34	1.84	1.14

Table G.4 – Raw LA-ICP-MS rare earth element (REE) data for the glass beads from Eriswell, ordered numberically by grave and small finds number.

Bead Number	Base Glass Composition	Colour	Form	Element (ppm)													
				^{139}La	^{140}Ce	^{141}Pr	^{146}Nd	^{147}Sm	^{153}Eu	^{157}Gd	^{159}Tb	^{163}Dy	^{165}Ho	^{166}Er	^{169}Tm	^{172}Yb	^{175}Lu
ERL046:G03:1226	Saxon I (natron)	tr. Blue	body	10.96	19.77	2.51	10.31	2.06	0.57	1.77	0.29	1.78	0.35	0.98	0.14	1.03	0.14
ERL046:G03:1271	Roman	op. Red	body	10.43	18.61	2.26	9.70	2.02	0.55	1.83	0.29	1.82	0.36	1.03	0.13	1.00	0.14
ERL046:G03:1289	Roman	op. Blue-green	body	9.97	18.57	2.12	8.72	1.79	0.44	1.39	0.22	1.34	0.28	0.74	0.11	0.87	0.11
ERL046:G03:1303	Roman	op. Red	decoration	10.32	19.73	2.25	9.12	1.93	0.48	1.53	0.23	1.43	0.30	0.81	0.12	0.78	0.11
ERL046:G03:1303	Roman	op. Yellow	body	9.58	17.51	2.03	8.54	1.67	0.45	1.43	0.23	1.38	0.28	0.77	0.11	0.76	0.11
ERL046:G05:1411	Saxon I (blue)	tr. Blue	body	8.55	14.85	1.94	8.45	1.73	0.49	1.50	0.24	1.48	0.30	0.86	0.11	0.81	0.12
ERL046:G05:1491	Roman	op. White (bubble opacified)	body	8.66	15.71	1.95	8.19	1.66	0.45	1.35	0.22	1.42	0.29	0.76	0.11	0.81	0.10
ERL046:G08:1596	Roman	op. Yellow with green streaks	body	10.12	17.76	2.05	8.36	1.63	0.42	1.33	0.22	1.37	0.28	0.75	0.11	0.78	0.11
ERL046:G18:1786	Roman	op. Red	body	12.55	22.73	2.72	11.64	2.32	0.61	1.97	0.31	1.86	0.36	0.98	0.15	1.03	0.14
ERL046:G18:1788	Roman	tr. Blue	decoration	8.84	15.61	1.95	8.34	1.67	0.47	1.43	0.23	1.36	0.28	0.81	0.11	0.77	0.11
ERL046:G25:1652	Roman	op. Red	decoration	12.67	21.47	2.73	11.85	2.40	0.61	2.10	0.35	2.05	0.42	1.12	0.17	1.21	0.16
ERL046:G25:1652	Roman	op. Yellow	body	9.86	16.01	2.09	9.18	1.88	0.49	1.59	0.27	1.59	0.33	0.91	0.13	0.89	0.13
ERL046:G38:1033	Roman	op. Green	body	8.96	17.07	1.99	8.10	1.53	0.43	1.24	0.20	1.23	0.25	0.71	0.10	0.70	0.10
ERL046:G38:1067	Roman	tr. Blue	decoration	9.02	15.09	1.95	8.47	1.74	0.49	1.48	0.24	1.45	0.30	0.81	0.11	0.82	0.11
ERL046:G44:1004	Roman	tr. Blue	body	8.75	16.66	1.98	8.13	1.56	0.49	1.42	0.22	1.36	0.28	0.79	0.10	0.76	0.10
ERL046:G44:1015	Saxon I (natron)	tr. Blue	body	10.77	19.27	2.46	10.30	2.01	0.55	1.72	0.27	1.72	0.35	0.93	0.12	0.90	0.13
ERL104:G144:2571	Saxon I (blue)	tr. Blue	body	10.76	16.30	2.28	9.88	2.06	0.55	1.90	0.30	1.88	0.38	1.06	0.15	1.09	0.15
ERL104:G144:2595	Roman	op. Yellow	decoration	10.63	17.27	2.30	9.92	1.98	0.50	1.72	0.29	1.67	0.35	0.98	0.14	0.97	0.14
ERL104:G148:2738	Saxon I (blue)	tr. Blue	body	12.11	19.06	2.54	11.42	2.34	0.61	2.14	0.34	2.16	0.45	1.27	0.18	1.28	0.19
ERL104:G166:3415	Saxon I (natron)	tr. Blue	body	12.67	19.69	2.56	11.19	2.38	0.62	2.00	0.30	1.92	0.42	1.09	0.15	1.11	0.16
ERL104:G166:3440	Roman	op. Red	body	11.63	18.94	2.43	10.57	2.16	0.55	1.90	0.29	1.74	0.37	1.03	0.14	0.98	0.14
ERL104:G193:1295	Levantine I	tr. Turquoise	decoration	9.11	16.08	1.98	8.64	1.75	0.51	1.47	0.24	1.47	0.30	0.82	0.10	0.80	0.11
ERL104:G195:1350	Saxon II (high MgO, low MnO)	op. White (tin opacified)	body	17.71	23.77	3.59	16.13	3.48	0.82	3.05	0.50	2.94	0.62	1.70	0.23	1.63	0.24

Table G.4 – *(continued).*

Bead Number	Base Glass Composition	Colour	Form	Element (ppm)													
				^{139}La	^{140}Ce	^{141}Pr	^{146}Nd	^{147}Sm	^{153}Eu	^{157}Gd	^{159}Tb	^{163}Dy	^{165}Ho	^{166}Er	^{169}Tm	^{172}Yb	^{175}Lu
ERL104:G195:1350	Saxon II (high MgO, low MnO)	tr. Blue	decoration	11.82	17.08	2.45	10.81	2.30	0.58	2.10	0.32	2.01	0.42	1.18	0.16	1.22	0.17
ERL104:G202:3518/1	A2b Blue	tr. Blue	body	8.93	15.60	1.93	8.26	1.68	0.47	1.39	0.24	1.38	0.29	0.79	0.12	0.81	0.12
ERL104:G202:3518/2	A2b Blue	tr. Blue	body	9.02	16.95	1.99	8.42	1.69	0.46	1.40	0.23	1.37	0.28	0.79	0.11	0.77	0.12
ERL104:G202:3518/3	A2b Blue	tr. Blue	body	8.89	16.67	2.02	8.48	1.74	0.47	1.47	0.23	1.43	0.29	0.82	0.12	0.85	0.11
ERL104:G232:1106	Saxon I (blue)	tr. Blue	body	10.29	16.66	2.21	9.71	2.02	0.53	1.72	0.29	1.76	0.35	0.92	0.13	1.03	0.13
ERL104:G237:1152	Saxon I (blue)	tr. Blue	body	9.56	13.82	1.98	8.84	1.79	0.50	1.69	0.27	1.75	0.35	0.99	0.15	0.94	0.14
ERL104:G237:1153	Saxon II (high MgO, low MnO)	op. Blue	body	12.61	17.65	2.48	11.25	2.44	0.59	2.31	0.36	2.27	0.49	1.29	0.18	1.21	0.21
ERL104:G237:1154	Saxon II (high MgO, low MnO)	op. White (tin opacified)	body	16.80	22.46	3.32	15.11	3.17	0.76	2.91	0.49	2.86	0.60	1.64	0.21	1.52	0.22
ERL104:G237:1154	Saxon II (high MgO, low MnO)	tr. Blue	decoration	11.93	16.81	2.36	10.80	2.26	0.56	2.15	0.31	2.03	0.42	1.15	0.17	1.11	0.18
ERL104:G242:2158	Roman	op. Red	body	11.39	20.22	2.46	10.42	2.14	0.55	1.70	0.28	1.69	0.34	0.99	0.14	1.02	0.14
ERL104:G242:2181	Roman	tr. Blue	body	9.19	15.78	2.05	8.81	1.80	0.52	1.67	0.26	1.55	0.33	0.89	0.13	0.91	0.13
ERL104:G242:2225	Saxon I (blue)	tr. Blue	body	12.10	17.92	2.49	11.47	2.33	0.59	2.03	0.34	2.03	0.46	1.22	0.19	1.25	0.18
ERL104:G242:2255	Roman	tr. Green (Cu) with red streaks	body	11.48	19.68	2.37	10.07	1.97	0.53	1.65	0.25	1.57	0.32	0.89	0.13	0.92	0.13
ERL104:G242:2266	Roman	tr. Green (Cu)	body	11.25	20.67	2.45	10.09	2.06	0.52	1.64	0.26	1.59	0.31	0.88	0.13	0.92	0.13
ERL104:G243:1373	Saxon I (blue)	tr. Blue	decoration	10.72	16.38	2.36	10.32	2.14	0.57	1.91	0.31	1.88	0.39	1.11	0.16	1.11	0.17
ERL104:G262:1287	Saxon II (high MgO, low MnO)	op. Red with blue streaks	body	23.93	28.93	4.73	22.25	4.80	1.13	4.72	0.73	4.50	0.92	2.47	0.35	2.41	0.34
ERL104:G263:1411	Saxon I (natron)	tr. Blue	body	11.05	16.62	2.32	10.19	2.07	0.56	1.85	0.30	1.84	0.38	1.02	0.15	1.05	0.16
ERL104:G266:1575	Saxon II (high Mgo, MnO)	op. Orange	body	8.65	10.69	1.66	7.78	1.63	0.38	1.55	0.24	1.59	0.34	0.89	0.14	0.91	0.13
ERL104:G268:3260	HIMT	op. Red	decoration	8.60	11.51	1.69	8.01	1.77	0.49	1.67	0.26	1.65	0.35	0.96	0.14	0.97	0.16
ERL104:G268:3260	HIMT	op. Yellow	decoration	13.15	19.77	2.77	12.65	2.69	0.78	2.44	0.37	2.40	0.51	1.41	0.21	1.44	0.22

Table G.4 – *(continued).*

Bead Number	Base Glass Composition	Colour	Form	Element (ppm)													
				^{139}La	^{140}Ce	^{141}Pr	^{146}Nd	^{147}Sm	^{153}Eu	^{157}Gd	^{159}Tb	^{163}Dy	^{165}Ho	^{166}Er	^{169}Tm	^{172}Yb	^{175}Lu
ERL104:G268:3260	HIMT	tr. Green (Fe)	body	11.60	18.04	2.48	11.23	2.44	0.77	2.23	0.36	2.22	0.46	1.35	0.19	1.34	0.22
ERL104:G273:3330a/09	Saxon II (high MgO, low MnO)	op. Green	body	9.66	16.55	2.12	8.95	1.76	0.46	1.57	0.24	1.54	0.30	0.88	0.12	0.91	0.13
ERL104:G277:1630	Roman	tr. Blue	body	9.12	15.92	2.07	8.62	1.75	0.53	1.53	0.24	1.55	0.31	0.85	0.12	0.84	0.11
ERL104:G281:1796	Levantine I	tr. Turquoise	decoration	9.82	16.32	2.03	9.08	1.81	0.53	1.73	0.28	1.61	0.34	0.96	0.15	0.80	0.13
ERL104:G281:1797	Saxon II (high Mgo, MnO)	op. Red	body	16.05	18.51	3.15	13.69	2.85	0.68	2.62	0.43	2.52	0.53	1.49	0.21	1.45	0.21
ERL104:G281:1799	Saxon II (high MgO, low MnO)	tr. Blue	body	11.50	19.48	2.56	11.11	2.31	0.59	2.00	0.32	2.04	0.43	1.22	0.18	1.25	0.18
ERL104:G290:1721	Roman	op. Red	body	10.24	15.42	2.10	9.70	1.99	0.50	1.74	0.27	1.73	0.37	1.02	0.15	0.98	0.14
ERL104:G290:1721	Roman	op. Yellow	body	9.28	13.87	1.92	8.86	1.91	0.47	1.68	0.28	1.59	0.34	0.98	0.13	0.87	0.14
ERL104:G290:1721	Roman	tr. Blue	body	9.59	14.82	1.97	9.00	1.82	0.47	1.64	0.25	1.58	0.33	0.93	0.13	0.88	0.13
ERL104:G290:1721	Roman	tr. Blue-green	body	9.58	15.69	2.01	8.69	1.77	0.47	1.52	0.25	1.52	0.29	0.86	0.11	0.79	0.12
ERL104:G290:1721	Roman	tr. Green (Cu)	body	7.85	11.67	1.66	7.45	1.55	0.43	1.49	0.23	1.45	0.30	0.78	0.11	0.81	0.11
ERL104:G302:3190	Saxon I (blue)	tr. Blue	body	8.98	13.98	1.86	8.33	1.69	0.47	1.67	0.24	1.53	0.33	0.88	0.13	0.85	0.12
ERL104:G305:1813	Saxon II (natron)	Dark	body	12.59	16.33	2.40	11.35	2.33	0.56	2.17	0.34	2.28	0.49	1.31	0.18	1.25	0.20
ERL104:G305:1829	A2b Blue	tr. Blue	body	9.21	14.38	1.94	8.77	1.79	0.46	1.61	0.26	1.65	0.34	0.95	0.13	0.92	0.14
ERL104:G305:1854	A2b Blue	tr. Blue	body	10.04	16.95	2.11	9.01	1.75	0.49	1.62	0.26	1.57	0.31	0.99	0.13	0.96	0.12
ERL104:G305:1867	A2b Blue	tr. Blue	body	9.56	18.03	2.19	9.05	1.93	0.51	1.56	0.25	1.50	0.30	0.85	0.12	0.85	0.13
ERL104:G309:2099	Saxon I (blue)	tr. Blue	body	11.29	20.38	2.61	11.26	2.30	0.58	2.00	0.31	1.95	0.42	1.17	0.17	1.28	0.18
ERL104:G315:2331	Saxon I (blue)	tr. Blue	body	9.76	14.10	2.01	9.15	1.91	0.48	1.87	0.27	1.79	0.37	1.00	0.14	0.98	0.15
ERL104:G315:2346	Roman	op. Red	body	14.21	19.95	2.71	12.73	2.70	0.62	2.36	0.38	2.38	0.50	1.31	0.19	1.25	0.17
ERL104:G315:2388	Saxon I (natron)	tr. Blue	body	11.73	18.09	2.56	11.21	2.35	0.62	2.08	0.33	2.07	0.43	1.15	0.17	1.18	0.16
ERL104:G315:2392	Saxon I (blue)	tr. Blue	body	11.34	17.47	2.37	10.45	2.21	0.54	1.89	0.30	1.97	0.41	1.11	0.16	1.14	0.17
ERL104:G349:2980	Saxon I (natron)	tr. Blue	body	12.46	19.35	2.58	11.37	2.36	0.59	2.08	0.31	1.97	0.40	1.14	0.17	1.13	0.16

Table G.4 – *(continued).*

Bead Number	Base Glass Composition	Colour	Form	Element (ppm)													
				^{139}La	^{140}Ce	^{141}Pr	^{146}Nd	^{147}Sm	^{153}Eu	^{157}Gd	^{159}Tb	^{163}Dy	^{165}Ho	^{166}Er	^{169}Tm	^{172}Yb	^{175}Lu
ERL104:G363:1931	Saxon I (blue)	tr. Blue	body	9.87	13.34	2.01	9.58	1.90	0.51	1.84	0.30	1.85	0.38	1.08	0.14	1.03	0.15
ERL104:G367:3625	Roman	op. White (bubble opacified)	body	9.84	15.94	2.12	9.10	1.93	0.53	1.63	0.25	1.60	0.31	0.88	0.12	0.90	0.13
ERL104:G367:3637/ 3652	Roman	tr. Green (Cu)	body	11.40	17.14	2.29	10.02	2.09	0.54	1.78	0.29	1.77	0.39	1.02	0.15	1.01	0.15
ERL114:G422:1454	Saxon I (blue)	tr. Blue	decoration	10.96	17.88	2.31	10.05	2.07	0.55	1.88	0.29	1.76	0.38	1.04	0.14	1.06	0.15
ERL114:G429:1554	Saxon I (blue)	tr. Blue	body	11.75	17.64	2.43	10.67	2.19	0.56	1.92	0.31	1.91	0.43	1.12	0.15	1.07	0.17
ERL114:G429:1566	Saxon I (natron)	Dark	body	10.93	15.54	2.20	10.09	2.01	0.55	1.86	0.31	1.92	0.39	1.05	0.15	1.08	0.15
ERL114:G450:1155	Saxon I (blue)	tr. Blue	body	10.47	16.93	2.23	9.52	2.02	0.51	1.82	0.29	1.76	0.38	0.98	0.13	1.04	0.15
ERL114:G450:1164	Saxon I (blue)	tr. Blue	decoration	10.76	16.13	2.18	9.83	2.05	0.54	1.80	0.32	1.76	0.39	1.01	0.16	1.06	0.16
ERL114:G450:1189	Saxon I (blue)	tr. Blue	body	11.69	18.42	2.46	10.80	2.13	0.56	1.96	0.30	1.87	0.40	1.14	0.16	1.14	0.17
ERL114:G450:1590	Saxon I (natron)	tr. Blue	body	12.74	19.85	2.71	11.52	2.43	0.60	2.16	0.32	1.99	0.44	1.17	0.16	1.21	0.15

Table G.5 – Raw LA-ICP-MS colourant and colourant-related element data for the glass beads from Eriswell, ordered numberically by grave and small finds number.

Bead Number	*Composition*	*Colour*	*Form*	*Element (ppm)*												
				^{55}Mn	^{56}Fe	^{59}Co	^{62}Ni	^{65}Cu	^{66}Zn	^{75}As	^{107}Ag	^{115}In	^{118}Sn	^{121}Sb	^{197}Au	^{208}Pb
ERL046:G03:1226	Saxon I (natron)	tr. Blue	body	13690.00	11670.00	1304.50	258.10	1549.50	78.97	51.99	0.32	7.65	176.85	120.85	0.01	13770.00
ERL046:G03:1271	Roman	op. Red	body	3246.00	16453.50	243.52	34.49	7982.50	97.43	23.96	88.20	9.18	1813.91	402.65	0.14	96543.00
ERL046:G03:1289	Roman	op. Blue-green	body	2047.00	8874.00	8.63	28.76	39045.00	233.70	59.77	806.60	12.35	2512.00	1793.00	1.95	338250.00
ERL046:G03:1303	Roman	op. Red	decoration	2913.00	38065.00	12.42	19.48	20080.00	159.45	34.63	366.05	6.93	1391.00	1778.00	1.51	180650.00
ERL046:G03:1303	Roman	op. Yellow	body	1926.50	7679.50	6.86	10.84	852.30	77.37	20.30	15.83	94.03	18925.00	1622.50	0.06	336150.00
ERL046:G05:1411	Saxon I (blue)	tr. Blue	body	465.85	12265.00	1197.50	214.70	2037.00	92.33	42.64	0.10	5.75	110.25	9.35	0.00	10710.00
ERL046:G05:1491	Roman	op. White (bubble opacified)	body	3952.50	4178.00	7.37	7.44	142.65	49.03	29.26	0.47	0.82	158.45	2170.50	0.04	4835.50
ERL046:G08:1596	Roman	op. Yellow with green streaks	body	1807.50	6231.00	5.33	14.58	16095.00	177.35	24.83	88.49	73.93	14770.00	1583.50	0.58	328600.00
ERL046:G18:1786	Roman	op. Red	body	4104.00	26060.00	8.48	14.03	21100.00	625.80	27.81	100.47	35.98	7160.50	1022.00	8.53	213600.00
ERL046:G18:1788	Roman	tr. Blue	decoration	5411.50	13340.00	1184.50	53.63	1734.00	147.35	15.42	2.13	6.97	1219.00	839.30	0.32	15880.00
ERL046:G25:1652	Roman	op. Red	decoration	5967.50	42420.00	10.11	16.86	12410.00	1813.50	77.34	53.34	13.85	2745.50	1129.50	0.66	102300.00
ERL046:G25:1652	Roman	op. Yellow	body	3398.50	4253.50	7.35	11.53	144.25	33.29	12.36	2.91	75.82	15125.00	420.70	0.02	284200.00
ERL046:G38:1033	Roman	op. Green	body	3971.50	5608.00	7.22	18.88	14780.00	455.15	37.77	67.05	82.38	16610.00	1146.50	1.76	288300.00
ERL046:G38:1067	Roman	tr. Blue	decoration	6381.50	5919.50	745.70	33.55	999.15	33.25	5.45	0.27	1.71	51.09	233.40	0.01	219.90
ERL046:G44:1004	Roman	tr. Blue	body	6123.00	7557.50	717.20	34.65	1459.50	48.63	104.40	0.46	1.10	48.78	12005.00	0.12	4115.50
ERL046:G44:1015	Saxon I (natron)	tr. Blue	body	11750.00	11130.00	972.00	155.00	1594.50	174.25	48.90	0.12	5.39	411.20	100.16	0.01	11645.00
ERL104:G144:2571	Saxon I (blue)	tr. Blue	body	4858.00	6975.50	432.25	41.42	676.45	27.66	8.36	0.07	1.07	25.71	10.60	0.00	679.35
ERL104:G144:2595	Roman	op. Yellow	decoration	7749.00	11367.50	61.58	16.10	688.20	51.10	19.43	3.11	85.80	17070.00	1323.50	0.06	227350.00
ERL104:G148:2738	Saxon I (blue)	tr. Blue	body	4307.00	8854.50	465.50	50.07	702.45	32.16	8.57	0.17	0.77	39.48	35.09	0.01	1184.50
ERL104:G166:3415	Saxon I (natron)	tr. Blue	body	12580.00	7854.00	804.75	107.03	1021.20	114.85	17.63	0.38	2.23	136.15	85.87	0.01	7686.00
ERL104:G166:3440	Roman	op. Red	body	3965.00	14058.50	9.41	16.07	18260.00	1768.50	43.51	70.02	55.58	11084.00	883.10	1.32	262050.00
ERL104:G193:1295	Levantine I	tr. Turquoise	decoration	849.40	4595.00	6.68	73.46	40395.00	12655.00	202.45	67.35	26.65	5197.00	45.42	0.85	90935.00

Table G.5 – *(continued).*

Bead Number	*Composition*	*Colour*	*Form*	*Element (ppm)*												
				^{55}Mn	^{56}Fe	^{59}Co	^{62}Ni	^{65}Cu	^{66}Zn	^{75}As	^{107}Ag	^{115}In	^{118}Sn	^{121}Sb	^{197}Au	^{208}Pb
ERL104:G195:1350	Saxon II (high MgO, low MnO)	op. White (tin opacified)	body	4501.00	10025.00	18.37	23.92	90.33	38.98	20.96	7.32	291.50	57580.00	72.45	1.01	40620.00
ERL104:G195:1350	Saxon II (high MgO, low MnO)	tr. Blue	decoration	1922.00	7981.00	674.25	203.05	1973.00	39.81	26.63	0.62	1.68	86.45	40.26	0.54	6459.00
ERL104:G202:3518/1	A2b Blue	tr. Blue	body	9264.00	34710.00	12.38	20.31	19395.00	722.40	58.94	94.22	27.41	5460.50	480.45	0.89	156650.00
ERL104:G202:3518/2	A2b Blue	tr. Blue	body	3415.00	7729.50	366.05	49.24	1416.00	60.39	38.98	0.85	2.41	357.00	3188.50	0.09	2768.50
ERL104:G202:3518/3	A2b Blue	tr. Blue	body	4923.00	7467.50	546.30	56.14	934.80	38.60	8.51	0.15	1.41	67.77	34.67	0.18	932.35
ERL104:G232:1106	Saxon I (blue)	tr. Blue	body	2447.50	4516.00	6.86	10.84	17765.00	71.90	35.93	26.19	6.67	1311.50	1639.00	0.37	210600.00
ERL104:G237:1152	Saxon I (blue)	tr. Blue	body	2987.50	3948.00	11.81	15.96	20190.00	96.92	42.53	22.48	12.18	2466.50	1025.00	0.56	231800.00
ERL104:G237:1153	Saxon II (high MgO, low MnO)	op. Blue	body	6139.50	16480.00	2613.50	77.50	2174.50	116.60	18.16	0.92	2.89	100.01	4.78	0.02	4003.50
ERL104:G237:1154	Saxon II (high MgO, low MnO)	op. White (tin opacified)	body	4613.00	20395.00	17.28	38.61	8511.50	2007.00	41.96	11.12	13.69	2780.00	85.73	0.06	22895.00
ERL104:G237:1154	Saxon II (high MgO, low MnO)	tr. Blue	decoration	12235.00	9645.50	1196.80	218.70	1671.00	58.71	35.13	0.13	3.36	78.32	53.16	0.01	10390.00
ERL104:G242:2158	Roman	op. Red	body	14365.00	4137.50	17.96	262.30	117250.00	33.90	283.00	195.25	1.01	161.75	97.94	0.65	1719.00
ERL104:G242:2181	Roman	tr. Blue	body	13612.00	28930.00	5.82	14.57	4969.00	1090.00	27.57	6.02	28.83	5842.50	17.79	0.09	74535.00
ERL104:G242:2225	Saxon I (blue)	tr. Blue	body	15125.00	9472.50	10.05	17.27	86.50	36.10	78.01	1.40	64.33	12865.00	40.96	0.00	201050.00
ERL104:G242:2255	Roman	tr. Green (Cu) with red streaks	body	18670.00	7769.50	11.94	16.51	50.31	26.25	5.88	0.15	0.05	5.27	2.20	0.01	46.82
ERL104:G242:2266	Roman	tr. Green (Cu)	body	2739.50	6981.00	21.08	29.50	11780.00	1297.00	35.94	14.46	19.87	3995.00	34.44	0.41	27815.00
ERL104:G243:1373	Saxon I (blue)	tr. Blue	decoration	6390.00	7357.00	735.70	33.26	1453.50	39.87	128.80	0.63	0.98	27.41	11810.00	0.14	2283.50
ERL104:G262:1287	Saxon II (high MgO, low MnO)	op. Red with blue streaks	body	153.15	3501.50	3.24	39.38	17150.00	6952.00	49.83	21.44	1.73	332.55	7.68	0.41	16735.00
ERL104:G263:1411	Saxon I (natron)	tr. Blue	body	17445.00	23165.00	57.79	77.01	10700.00	3206.00	91.90	18.36	7.06	1393.00	22.88	0.09	22680.00

Table G.5 – *(continued).*

Bead Number	*Composition*	*Colour*	*Form*	*Element (ppm)*												
				^{55}Mn	^{56}Fe	^{59}Co	^{62}Ni	^{65}Cu	^{66}Zn	^{75}As	^{107}Ag	^{115}In	^{118}Sn	^{121}Sb	^{197}Au	^{208}Pb
ERL104:G266:1575	Saxon II (high Mgo, MnO)	op. Orange	body	1533.50	10695.00	284.35	84.60	977.55	33.27	12.93	0.09	0.77	47.60	8.75	0.00	2906.00
ERL104:G268:3260	HIMT	op. Red	decoration	4655.50	18395.00	7.44	13.45	9911.50	820.85	46.94	27.74	21.57	4419.50	986.40	0.27	190900.00
ERL104:G268:3260	HIMT	op. Yellow	decoration	4596.50	3673.50	5.86	8.14	1157.40	24.98	19.55	10.02	52.32	10395.00	440.40	0.22	114800.00
ERL104:G268:3260	HIMT	tr. Green (Fe)	body	5029.50	5577.00	510.30	25.11	1390.00	54.77	58.66	2.25	1.88	231.40	8821.50	0.12	4911.00
ERL104:G273:3330a/09	Saxon II (high MgO, low MnO)	op. Green	body	2399.00	3350.00	4.93	5.27	74.86	30.73	29.29	3.93	0.15	25.06	3274.00	0.16	411.95
ERL104:G277:1630	Roman	tr. Blue	body	3755.50	2964.00	4.84	6.78	4494.00	20.54	14.10	14.13	48.57	9698.00	360.00	0.03	98595.00
ERL104:G281:1796	Levantine I	tr. Turquoise	decoration	1152.50	6688.00	948.25	108.55	1193.00	30.75	27.69	0.05	2.06	48.00	9.37	0.31	4859.50
ERL104:G281:1797	Saxon II (high Mgo, MnO)	op. Red	body	12525.00	53100.00	37.37	50.72	98.45	31.40	26.44	0.45	2.50	503.65	32.61	0.02	4770.50
ERL104:G281:1799	Saxon II (high MgO, low MnO)	tr. Blue	body	653.30	4809.50	263.20	63.87	951.40	17.72	28.82	0.04	1.11	26.93	3.36	0.00	4560.00
ERL104:G290:1721	Roman	op. Red	body	746.35	4991.50	323.95	83.88	1170.00	20.03	29.96	0.05	1.42	32.47	4.18	0.00	5502.00
ERL104:G290:1721	Roman	op. Yellow	body	4836.00	6821.50	260.20	73.35	1058.70	28.33	29.32	0.06	1.30	21.35	44.52	0.00	6534.50
ERL104:G290:1721	Roman	tr. Blue	body	3828.00	12945.00	827.15	84.28	1316.50	54.59	18.68	0.25	1.35	73.58	38.42	0.01	2048.00
ERL104:G290:1721	Roman	tr. Blue-green	body	6912.50	5776.50	362.50	31.50	492.05	36.02	3.29	0.20	0.55	46.75	8.98	0.01	762.15
ERL104:G290:1721	Roman	tr. Green (Cu)	body	4377.50	17580.00	8.70	18.30	20570.00	276.70	34.09	196.45	27.90	5619.00	680.50	0.50	179050.00
ERL104:G302:3190	Saxon I (blue)	tr. Blue	body	13060.00	9463.50	1146.00	106.45	719.40	87.05	12.84	0.17	3.04	241.75	95.41	0.01	5848.00
ERL104:G305:1813	Saxon II (natron)	Dark	body	4791.00	9930.50	586.15	60.52	777.35	37.33	15.28	0.32	1.06	59.84	22.75	0.01	2346.00
ERL104:G305:1829	A2b Blue	tr. Blue	body	13200.00	13815.00	1208.00	266.05	3513.50	118.05	205.95	0.17	14.77	71.35	124.15	0.01	21445.00
ERL104:G305:1854	A2b Blue	tr. Blue	body	5668.00	5897.50	365.60	31.64	340.80	23.61	3.80	7.40	0.35	19.17	2.68	0.02	409.15
ERL104:G305:1867	A2b Blue	tr. Blue	body	4168.00	5483.50	6.37	7.65	67.25	31.28	22.90	0.25	0.16	30.49	1898.50	0.04	436.10
ERL104:G309:2099	Saxon I (blue)	tr. Blue	body	5078.00	4625.00	20.92	21.14	19810.00	440.30	31.72	91.36	4.48	893.50	814.50	0.33	77175.00
ERL104:G315:2331	Saxon I (blue)	tr. Blue	body	9498.50	9495.00	500.70	49.04	981.95	33.12	15.99	0.33	1.57	60.99	18.94	0.01	236.65

Table G.5 – *(continued).*

Bead Number	*Composition*	*Colour*	*Form*	*Element (ppm)*												
				^{55}Mn	^{56}Fe	^{59}Co	^{62}Ni	^{65}Cu	^{66}Zn	^{75}As	^{107}Ag	^{115}In	^{118}Sn	^{121}Sb	^{197}Au	^{208}Pb
ERL104:G315:2346	Roman	op. Red	body	7192.50	6157.00	416.55	99.11	779.90	28.31	35.15	0.06	2.83	24.50	59.53	0.00	4421.00
ERL104:G315:2388	Saxon I (natron)	tr. Blue	body	9572.50	65895.00	87.79	28.15	372.95	93.61	21.47	25.64	1.50	255.00	65.06	0.12	2907.00
ERL104:G315:2392	Saxon I (blue)	tr. Blue	body	5792.50	8588.50	837.45	85.16	1377.00	39.98	10.31	0.09	1.89	42.71	12.76	0.00	908.45
ERL104:G349:2980	Saxon I (natron)	tr. Blue	body	9683.50	7281.00	992.75	108.00	1454.50	42.05	20.15	0.46	3.51	50.28	24.64	0.01	315.40
ERL104:G363:1931	Saxon I (blue)	tr. Blue	body	6038.50	12805.00	1819.50	147.95	2856.00	72.06	21.13	0.40	7.62	801.50	49.17	0.01	7446.00
ERL104:G367:3625	Roman	op. White (bubble opacified)	body	13820.00	14405.00	1241.00	269.80	3723.00	120.75	213.85	0.20	14.70	73.22	128.45	0.01	21645.00
ERL104:G367:3637/ 3652	Roman	tr. Green (Cu)	body	9264.00	34710.00	12.38	20.31	19395.00	722.40	58.94	94.22	27.41	5460.50	480.45	0.89	156650.00
ERL114:G422:1454	Saxon I (blue)	tr. Blue	decoration	3415.00	7729.50	366.05	49.24	1416.00	60.39	38.98	0.85	2.41	357.00	3188.50	0.09	2768.50
ERL114:G429:1554	Saxon I (blue)	tr. Blue	body	4923.00	7467.50	546.30	56.14	934.80	38.60	8.51	0.15	1.41	67.77	34.67	0.18	932.35
ERL114:G429:1566	Saxon I (natron)	Dark	body	2447.50	4516.00	6.86	10.84	17765.00	71.90	35.93	26.19	6.67	1311.50	1639.00	0.37	210600.00
ERL114:G450:1155	Saxon I (blue)	tr. Blue	body	2987.50	3948.00	11.81	15.96	20190.00	96.92	42.53	22.48	12.18	2466.50	1025.00	0.56	231800.00
ERL114:G450:1164	Saxon I (blue)	tr. Blue	decoration	6139.50	16480.00	2613.50	77.50	2174.50	116.60	18.16	0.92	2.89	100.01	4.78	0.02	4003.50
ERL114:G450:1189	Saxon I (blue)	tr. Blue	body	4613.00	20395.00	17.28	38.61	8511.50	2007.00	41.96	11.12	13.69	2780.00	85.73	0.06	22895.00
ERL114:G450:1590	Saxon I (natron)	tr. Blue	body	12235.00	9645.50	1196.80	218.70	1671.00	58.71	35.13	0.13	3.36	78.32	53.16	0.01	10390.00

APPENDIX H

Spong Hill Compositional Analyses

The following tables detail the raw compositional data for the glass beads sampled from Spong Hill, obtained by SEM-EDS (Table H.1). Also shown are the reduced SEM-EDS data, with assumed vales for iron and alumina highlighted in red (Table H.2).

Table H.1 – Raw SEM-EDS data for the glass beads from Spong Hill, ordered numerically by grave number.

Grave	*Bead Type / Description*	*Base Glass Composition*	*Colour*	*Form*	*Oxide (wt %)*																			
					Na_2O	*MgO*	*Al_2O_3*	*SiO_2*	*P_2O_5*	*SO_3*	*Cl*	*K_2O*	*CaO*	*TiO_2*	*MnO*	*Fe_2O_3*	*CoO*	*CuO*	*ZnO*	*As_2O_3*	*SnO_2*	*Sb_2O_3*	*BaO*	*PbO*
2/5	Blue	Saxon I (blue)	tr. Blue	body	20.35	0.68	2.09	64.74	0.09	0.59	0.99	0.70	6.71	0.17	0.97	1.34	0.08	0.15	-0.04	0.07	0.25	0.07	0.05	-0.02
5/3a	Blue	Saxon I (blue)	tr. Blue	body	20.12	0.78	1.99	66.41	0.05	0.52	0.95	0.50	6.14	0.14	0.82	1.10	0.08	0.20	-0.05	-0.03	0.00	0.20	0.09	-0.04
5/3a	Blue	Saxon I (blue)	tr. Blue	body	20.44	0.63	2.12	65.49	0.05	0.50	1.08	0.59	6.20	0.11	0.85	1.27	0.06	0.21	0.00	0.01	0.03	0.14	0.05	0.19
5/3a	Blue	Saxon I (blue)	tr. Blue	body	19.79	0.54	2.03	66.58	0.03	0.50	0.98	0.48	6.37	0.12	0.50	1.57	0.18	0.24	0.01	0.04	-0.08	0.04	0.00	-0.03
5/6c	Fragment	Roman	op. White (Sn opacified)	body?	18.61	0.44	1.91	68.59	0.11	0.35	1.15	0.48	5.56	0.05	0.20	0.51	0.02	0.03	0.00	0.07	1.28	0.41	0.01	0.20
5/6c	Fragment	Roman	op. Red	?	16.06	0.48	2.17	57.15	0.19	0.40	1.02	0.64	4.84	0.11	0.17	5.62	0.04	1.65	0.11	0.04	0.16	0.53	0.00	8.67
5/6c	Blue	Saxon I (blue)	tr. Blue	body	20.32	0.61	2.04	65.69	0.10	0.60	1.10	0.62	6.03	0.08	0.89	1.40	0.09	0.22	0.04	0.08	0.12	-0.11	0.03	0.04
5/6c	Blue	Saxon I (blue)	tr. Blue	body	20.35	0.61	2.13	65.89	0.14	0.49	1.10	0.60	6.18	0.16	0.78	1.33	0.09	0.15	-0.02	0.01	-0.03	-0.07	-0.01	0.07
5/6c	Blue	Saxon I (blue)	tr. Blue	body	20.54	0.64	2.07	65.83	0.17	0.56	1.09	0.58	5.98	0.15	0.82	1.27	0.04	0.19	0.01	0.04	0.02	-0.09	0.00	0.04
5/6c	Blue	Saxon I (blue)	tr. Blue	body	20.70	0.58	2.06	66.17	0.06	0.55	1.15	0.53	5.76	0.06	0.79	1.12	0.11	0.10	-0.04	0.08	-0.01	-0.08	0.11	0.08
5/6c	Blue	Saxon I (blue)	tr. Blue	body	20.18	0.65	2.09	66.16	0.04	0.50	1.11	0.59	6.16	0.11	0.90	1.34	0.01	0.11	0.01	0.02	-0.06	-0.08	0.06	0.06
5/6c	Blue	Saxon I (blue)	tr. Blue	body	19.50	0.62	1.96	67.18	0.06	0.46	1.03	0.60	6.30	0.05	0.49	1.22	0.11	0.26	0.00	0.04	-0.01	-0.06	0.08	0.02
5/6c	Brown	Saxon I (natron)	tr. Pink-brown	body	20.25	0.69	2.08	65.36	0.10	0.50	1.04	0.63	6.69	0.18	1.49	0.82	-0.02	0.07	0.06	0.11	0.04	-0.11	0.02	-0.10
5/6c	Brown	Saxon I (natron)	tr. Pink-brown	body	20.14	0.66	2.05	65.60	0.09	0.52	1.03	0.51	7.23	0.10	1.30	0.70	-0.03	0.06	0.04	0.09	0.02	-0.06	0.06	-0.11
5/6c	Mottled	Saxon II (high MgO, low MnO)	op. Red	decoration?	15.83	1.37	2.35	55.98	0.41	0.51	0.83	1.03	8.56	0.24	0.64	2.20	0.03	1.85	0.49	0.16	2.03	-0.08	0.03	5.46
5/6c	Mottled	Saxon I (blue)	tr. Blue	body	19.00	0.75	2.31	65.11	0.07	0.48	0.98	0.69	7.30	0.12	0.88	1.56	0.10	0.22	0.05	-0.01	0.11	0.07	0.01	0.08
5/6c	Mottled	Roman	op. White (bubble opacified)	decoration?	20.39	0.68	2.03	65.60	0.16	0.67	0.98	0.65	6.74	0.12	0.91	0.64	0.03	0.22	0.02	0.03	0.14	0.13	0.01	-0.10
5/6c	Mottled	Saxon II (high MgO, low MnO)	op. Red	decoration	18.22	1.03	2.23	61.10	0.30	0.51	0.93	0.87	7.64	0.19	0.82	1.43	0.04	1.01	0.26	0.09	0.78	0.10	0.01	2.37
5/6c	White bead with blue crossing trails	Roman	op. White (bubble opacified)	body	18.02	0.50	2.06	69.86	0.01	0.47	1.13	0.49	5.80	0.06	0.11	0.67	-0.01	0.39	0.00	0.06	0.04	0.47	0.03	-0.16

Table H.1 – *(continued).*

Grave	*Bead Type / Description*	*Base Glass Composition*	*Colour*	*Form*	*Oxide (wt %)*																			
					Na_2O	*MgO*	*Al_2O_3*	*SiO_2*	*P_2O_5*	*SO_3*	*Cl*	*K_2O*	*CaO*	*TiO_2*	*MnO*	*Fe_2O_3*	*CoO*	*CuO*	*ZnO*	*As_2O_3*	*SnO_2*	*Sb_2O_3*	*BaO*	*PbO*
5/6c	White bead with blue crossing trails	Saxon I (blue)	tr. Blue	decoration	18.18	0.99	2.38	65.24	0.09	0.55	0.86	0.64	7.66	0.22	0.54	1.55	0.14	0.58	0.01	0.04	0.10	0.18	0.01	-0.04
5/6c	White cuboid bead with red crossing trails and green spots	Roman	op. White (bubble opacified)	body	19.05	0.58	2.12	68.22	0.09	0.35	1.17	0.64	5.94	0.14	0.26	0.60	-0.01	0.02	0.05	0.04	0.15	0.69	-0.03	-0.02
5/6c	White cuboid bead with red crossing trails and green spots	Roman	op. Turquoise	decoration	16.65	0.50	2.27	57.71	0.14	0.44	1.13	0.56	4.90	0.10	0.18	0.74	0.04	3.39	0.18	0.07	0.15	0.53	0.05	10.33
5/6c	White cuboid bead with red crossing trails and green spots	Roman	op. Red	decoration	14.79	0.52	2.34	57.01	0.19	0.40	0.89	0.63	5.07	0.09	0.40	4.31	0.03	0.91	0.03	0.01	0.37	0.17	0.05	11.85
12/4	Brown	Saxon I (natron)	tr. Pink-brown	body	20.49	0.66	2.00	63.55	0.08	0.53	1.12	0.44	7.71	0.11	1.81	1.04	0.00	0.36	-0.02	0.01	0.09	0.04	0.03	-0.09
12/4	Segmented Globular, translucent	Saxon I (blue)	tr. Blue	body	19.28	0.75	2.15	65.65	0.11	0.51	1.08	0.61	6.72	0.17	0.52	1.43	0.08	0.56	0.01	0.06	0.11	0.10	0.01	0.08
18/4	Brown	Saxon I (natron)	tr. Pink-brown	body	20.23	0.66	2.05	64.94	0.06	0.55	0.98	0.56	7.08	0.11	1.70	0.75	-0.01	0.05	0.02	0.05	0.13	0.14	0.07	-0.14
18/4	Brown	Saxon I (natron)	tr. Pink-brown	body	20.73	0.62	2.03	64.16	0.04	0.55	1.05	0.46	7.69	0.10	1.44	0.88	-0.01	0.11	0.06	0.05	-0.01	0.00	0.10	-0.13
22/5	Brown	Saxon I (natron)	tr. Pink-brown	body	19.82	0.68	2.03	66.07	0.13	0.51	0.93	0.52	6.87	0.15	1.57	0.85	-0.04	0.00	-0.03	0.03	-0.08	-0.03	0.08	-0.10
22/5	Brown	Saxon I (natron)	tr. Pink-brown	body	19.98	0.78	2.10	65.06	0.13	0.49	0.98	0.63	6.96	0.18	1.55	0.98	0.00	0.01	0.02	-0.02	0.10	0.07	0.05	-0.10
22/5	Blue	Saxon I (blue)	tr. Blue	body	19.85	0.75	2.14	65.49	0.08	0.52	1.02	0.60	6.62	0.20	0.98	1.46	0.11	0.19	-0.03	0.10	0.01	-0.23	0.00	0.11
22/5	Blue	Saxon I (blue)	tr. Blue	body	20.15	0.82	2.13	65.07	0.13	0.58	0.90	0.61	6.98	0.22	0.73	1.54	0.07	0.11	0.05	0.06	0.00	-0.13	-0.01	-0.05
22/5	Fragment	Saxon I (natron)	tr. Turquoise	body	20.25	0.73	1.93	64.32	0.09	0.63	0.81	0.55	6.81	0.15	1.29	0.68	-0.04	1.38	0.16	0.05	0.24	-0.02	-0.02	-0.01
26/1	Blue	A2b Blue	tr. Blue	body	19.58	0.53	1.89	68.67	0.13	0.36	1.14	0.58	5.53	0.14	0.27	0.89	0.04	0.15	0.07	0.02	0.04	-0.10	-0.02	0.06
26/1	Blue	A2b Blue	tr. Blue	body	19.53	0.50	1.89	68.81	0.15	0.40	1.13	0.58	5.55	0.09	0.27	0.96	0.11	0.16	0.01	0.05	-0.04	-0.17	0.02	0.04

Table H.1 – *(continued).*

Grave	*Bead Type / Description*	*Base Glass Composition*	*Colour*	*Form*	*Oxide (wt %)*																			
					Na_2O	*MgO*	*Al_2O_3*	*SiO_2*	*P_2O_5*	*SO_3*	*Cl*	*K_2O*	*CaO*	*TiO_2*	*MnO*	*Fe_2O_3*	*CoO*	*CuO*	*ZnO*	*As_2O_3*	*SnO_2*	*Sb_2O_3*	*BaO*	*PbO*
26/1	Blue	Saxon I (blue)	tr. Blue	body	19.93	0.63	2.17	65.12	0.15	0.49	1.10	0.58	6.62	0.21	0.57	1.38	0.15	0.63	0.00	0.08	0.11	0.05	-0.02	0.04
37/6	Blue	Saxon I (blue)	tr. Blue	body	20.24	0.87	2.18	64.38	0.10	0.51	1.01	0.60	7.51	0.18	0.39	1.55	0.14	0.26	-0.02	0.08	0.00	-0.02	0.02	0.01
37/6	Blue	Saxon I (blue)	tr. Blue	body	20.35	0.56	2.12	65.29	0.06	0.56	1.12	0.57	5.82	0.14	0.89	1.56	0.14	0.55	0.02	0.04	0.14	-0.02	0.01	0.05
37/6	Blue	Saxon I (blue)	tr. Blue	body	19.67	0.65	2.06	64.74	0.06	0.60	1.03	0.56	6.67	0.14	1.14	1.49	0.06	0.63	0.01	0.04	0.15	0.13	0.00	0.19
37/6	Blue	Saxon I (blue)	tr. Blue	body	19.90	0.71	2.08	65.35	0.06	0.52	0.86	0.72	6.69	0.14	0.91	1.16	0.06	0.50	0.05	0.08	0.11	0.09	0.08	-0.07
26/1	Brown	Saxon I (natron)	tr. Pink-brown	body	20.47	0.80	2.14	65.31	0.05	0.62	0.85	0.53	6.40	0.12	2.00	0.67	-0.04	0.16	0.00	0.08	-0.08	-0.09	0.08	-0.14
26/1	Dark Globular	?	Dark	body	7.22	0.58	2.56	36.80	0.27	0.37	0.39	1.57	5.44	0.20	0.56	9.72	0.04	0.11	-0.07	-0.03	0.05	-0.14	0.00	34.44
26/1	White biconical with green crossing trails and spots	Roman	op. White (bubble opacified)	body	18.39	0.61	2.14	68.72	0.16	0.29	1.18	0.56	6.14	0.09	0.63	0.63	-0.04	-0.03	0.00	0.07	0.06	0.36	0.10	-0.11
26/1	White biconical with green crossing trails and spots	Roman	tr. Green (Cu)	decoration	15.69	0.58	2.28	54.86	0.18	0.48	0.96	0.56	5.06	0.19	0.75	0.99	0.04	3.96	0.00	0.10	0.19	0.17	-0.01	12.93
26/1	White biconical with green crossing trails and spots	Roman	op. Red	core	13.45	0.59	2.58	54.92	0.25	0.31	0.78	1.12	5.41	0.11	0.58	4.99	0.07	2.30	0.03	0.06	0.27	0.13	0.00	12.04
37/6	White Globular	Roman	op. White (bubble opacified)	body	18.17	0.55	2.05	69.98	0.07	0.38	1.11	0.51	5.77	0.06	0.14	0.68	-0.02	0.14	0.01	0.02	0.01	0.44	-0.02	-0.12
26/1	White globular with blue crossing trails	Levantine I?	tr. Blue	decoration	15.65	0.69	2.99	68.02	0.16	0.37	0.85	0.71	7.87	0.05	0.97	1.03	0.09	0.28	0.05	0.02	0.10	-0.08	0.05	0.12
38/10a	ConSeg	Saxon I (natron)	Light	body	19.19	0.87	2.11	66.35	0.06	0.46	1.02	0.59	7.09	0.13	1.17	0.74	-0.07	0.05	-0.02	-0.02	0.09	0.06	0.09	-0.01
38/10a	Turquoise biconical	Quartz Pebbles?	tr. Turquoise	body	18.56	0.67	0.60	68.38	0.03	0.27	1.16	0.20	7.73	0.11	0.03	0.37	0.01	1.74	0.04	-0.05	0.11	-0.01	-0.07	0.09

Table H.1 – *(continued).*

Grave	*Bead Type / Description*	*Base Glass Composition*	*Colour*	*Form*	*Oxide (wt %)*																			
					Na_2O	*MgO*	*Al_2O_3*	*SiO_2*	*P_2O_5*	*SO_3*	*Cl*	*K_2O*	*CaO*	*TiO_2*	*MnO*	*Fe_2O_3*	*CoO*	*CuO*	*ZnO*	*As_2O_3*	*SnO_2*	*Sb_2O_3*	*BaO*	*PbO*
38/7b	Miniture Dark (coiled)	Saxon I (natron)	Dark	body	17.54	1.04	2.21	59.96	0.12	0.50	0.84	0.67	7.81	0.16	1.27	7.78	0.08	0.15	-0.05	0.02	-0.07	0.04	0.04	-0.12
38/7b	ConCyl	Saxon I (natron)	tr. Blue	body	17.97	1.01	2.36	64.00	0.16	0.47	0.87	0.73	8.31	0.17	1.33	1.51	0.12	0.51	-0.04	0.03	0.10	0.16	0.05	0.27
39/5	Green globular bead with red crossing trails	Roman	tr. Green (Cu)	body	11.49	0.44	2.59	50.15	0.14	0.35	0.71	0.62	4.75	0.13	0.41	0.99	0.05	5.50	0.26	0.02	0.45	0.17	-0.03	20.73
39/5	Green globular bead with red crossing trails	Roman	op. Red	decoration	13.05	0.48	2.64	54.67	0.14	0.36	0.76	0.80	5.30	0.21	0.53	3.84	0.04	2.72	0.08	0.05	0.47	0.28	-0.05	13.63
42/3	White bead with green crossing trails and red spots	Roman	op. White (bubble opacified)	body	18.89	0.66	2.18	67.90	0.08	0.33	1.17	0.55	6.16	0.09	0.61	0.63	0.01	0.08	0.07	0.00	0.13	0.45	-0.01	0.00
42/3	White bead with green crossing trails and red spots	Roman	op. Red	decoration	14.78	0.56	2.52	57.80	0.13	0.29	0.95	0.64	5.30	0.07	0.46	5.31	-0.03	1.13	0.02	-0.02	0.16	0.10	0.06	9.72
42/3	White bead with green crossing trails and red spots	Roman	tr. Green (Cu)	decoration	14.32	0.45	2.78	57.63	0.02	0.35	0.81	0.65	5.10	0.11	0.23	0.80	0.01	2.47	0.11	0.00	0.09	0.48	0.08	13.47
44/7	ConCyl	Saxon I (blue)	tr. Blue	body	18.53	1.00	2.25	65.55	0.15	0.39	1.07	0.63	7.37	0.12	0.33	1.51	0.09	0.49	0.03	0.03	-0.01	-0.05	0.06	0.47
45/3&4	YellowGreen	Roman	op. Yellow	body	9.63	0.42	2.60	45.80	0.19	0.22	0.71	0.52	5.32	0.06	0.41	0.95	-0.01	0.02	-0.09	0.06	3.37	-0.34	0.05	30.18
45/3&4	YellowGreen	Roman	tr. Green (Cu)	decoration	11.93	0.48	2.63	54.20	0.20	0.37	0.86	0.60	5.33	0.09	0.39	0.86	-0.01	3.71	0.07	0.01	0.40	-0.01	0.11	17.83
45/3&4	BlGr Spiral	Roman	op. White (bubble opacified)	body	18.54	0.65	2.09	68.80	0.10	0.38	1.10	0.58	6.30	0.17	0.70	0.67	0.05	0.04	0.04	-0.02	-0.02	0.02	-0.09	-0.11
45/3&4	BlGr Spiral	Saxon I (blue)	tr. Blue	decoration	19.53	0.95	2.52	64.51	0.10	0.48	0.86	0.58	7.23	0.36	0.40	2.12	0.06	0.12	-0.01	0.06	0.02	0.02	-0.05	0.12
46/4b	Blue	Saxon I (blue)	tr. Blue	body	19.78	0.73	2.16	65.27	0.12	0.52	0.94	0.54	6.74	0.15	1.04	1.21	0.13	0.45	0.04	0.09	0.05	0.07	0.09	-0.15
46/4b	Blue	Saxon I (blue)	tr. Blue	body	19.92	0.73	2.08	65.29	0.08	0.62	0.89	0.60	6.75	0.16	1.05	1.25	0.12	0.43	-0.05	0.09	0.07	-0.02	0.02	-0.11
46/4b	Blue	Saxon I (blue)	tr. Blue	body	19.57	0.83	2.14	65.18	0.09	0.52	1.04	0.55	7.17	0.15	0.75	1.31	0.12	0.46	-0.10	0.10	0.07	-0.06	0.06	0.07

Table H.1 – *(continued).*

Grave	*Bead Type / Description*	*Base Glass Composition*	*Colour*	*Form*	*Oxide (wt %)*																			
					Na_2O	*MgO*	*Al_2O_3*	*SiO_2*	*P_2O_5*	*SO_3*	*Cl*	*K_2O*	*CaO*	*TiO_2*	*MnO*	*Fe_2O_3*	*CoO*	*CuO*	*ZnO*	*As_2O_3*	*SnO_2*	*Sb_2O_3*	*BaO*	*PbO*
56/3	TL Streaked	Roman	op. Red	body	13.18	0.55	2.53	53.40	0.20	0.45	0.80	0.73	5.23	0.12	0.59	2.10	0.05	2.57	0.06	0.06	1.09	0.07	0.02	16.10
56/3	TL Streaked	Roman	op. Yellow	decoration	12.60	0.47	2.41	50.40	0.13	0.37	0.80	0.55	4.93	0.07	0.62	0.75	0.00	0.19	0.01	0.06	2.86	0.07	-0.02	22.78
56/3	TL Streaked	Roman	tr. Green (Cu)	decoration	13.09	0.49	2.45	55.60	0.16	0.31	0.79	0.65	4.95	0.13	0.29	1.09	0.00	3.50	0.12	0.03	0.32	0.27	-0.05	15.78
57/10	ConCyl	Saxon I (blue)	tr. Blue	body	19.67	0.82	2.19	64.98	0.08	0.50	0.99	0.58	7.05	0.10	0.33	1.72	0.17	0.24	-0.04	0.11	0.01	-0.11	0.02	0.52
57/10	ConCyl, variation	Saxon I (natron)	tr. Blue	body	17.30	1.12	2.58	62.43	0.12	0.47	0.81	0.79	8.04	0.19	1.44	1.69	0.11	0.71	0.05	0.09	-0.02	-0.11	0.02	2.04
?	Brown	Saxon I (natron)	tr. Pink-brown	body	20.35	0.67	2.05	65.19	0.14	0.58	1.01	0.65	6.75	0.15	1.44	0.80	-0.01	0.01	0.04	0.08	0.16	0.02	0.06	-0.09
?	Blue	A2b Blue	tr. Blue	body	18.96	0.51	2.06	68.92	0.11	0.41	1.07	0.54	5.67	0.12	0.27	0.98	0.12	0.09	0.01	0.05	0.08	-0.03	0.04	-0.02

Table H.2 – Reduced SEM-EDS data for the glass beads from Spong Hill, ordered numerically by grave. Red numbers represent assumed values.

Grave	*Base Glass Composition*	*Bead Type / Description*	*Colour*	*Form*	*Oxide (wt %)*												
					*Na_2O**	*MgO**	*Al_2O_3**	*SiO_2**	*P_2O_5**	*SO_3**	*Cl**	*K_2O**	*CaO**	*TiO_2**	*MnO**	*Fe_2O_3**	*Sb_2O_3**
2/5	Saxon I (blue)	Blue	tr. Blue	body	20.45	0.68	2.10	65.07	0.09	0.59	1.00	0.70	6.74	0.17	0.97	1.35	0.07
5/3a	Saxon I (blue)	Blue	tr. Blue	body	20.18	0.78	2.00	66.60	0.05	0.52	0.95	0.50	6.16	0.14	0.82	1.10	0.20
5/3a	Saxon I (blue)	Blue	tr. Blue	body	20.55	0.63	2.13	65.84	0.05	0.50	1.09	0.59	6.23	0.11	0.85	1.28	0.14
5/3a	Saxon I (blue)	Blue	tr. Blue	body	19.88	0.54	2.04	66.89	0.03	0.50	0.98	0.48	6.40	0.12	0.50	1.58	0.04
5/6c	Roman	Fragment	op. White (Sn opacified)	body?	18.92	0.45	1.94	69.73	0.11	0.36	1.17	0.49	5.65	0.05	0.20	0.52	0.42
5/6c	Roman	Fragment	op. Red	?	18.93	0.57	2.56	67.37	0.22	0.47	1.20	0.75	5.71	0.13	0.20	1.26	0.62
5/6c	Saxon I (blue)	Blue	tr. Blue	body	20.45	0.61	2.05	66.11	0.10	0.60	1.11	0.62	6.07	0.08	0.90	1.41	-0.11
5/6c	Saxon I (blue)	Blue	tr. Blue	body	20.41	0.61	2.14	66.09	0.14	0.49	1.10	0.60	6.20	0.16	0.78	1.33	-0.07
5/6c	Saxon I (blue)	Blue	tr. Blue	body	20.62	0.64	2.08	66.09	0.17	0.56	1.09	0.58	6.00	0.15	0.82	1.27	-0.09
5/6c	Saxon I (blue)	Blue	tr. Blue	body	20.81	0.58	2.07	66.54	0.06	0.55	1.16	0.53	5.79	0.06	0.79	1.13	-0.08
5/6c	Saxon I (blue)	Blue	tr. Blue	body	20.23	0.65	2.10	66.33	0.04	0.50	1.11	0.59	6.18	0.11	0.90	1.34	-0.08
5/6c	Saxon I (blue)	Blue	tr. Blue	body	19.62	0.62	1.97	67.58	0.06	0.46	1.04	0.60	6.34	0.05	0.49	1.23	-0.06
5/6c	Saxon I (natron)	Brown	tr. Pink-brown	body	20.31	0.69	2.09	65.54	0.10	0.50	1.04	0.63	6.71	0.18	1.49	0.82	-0.11
5/6c	Saxon I (natron)	Brown	tr. Pink-brown	body	20.17	0.66	2.05	65.69	0.09	0.52	1.03	0.51	7.24	0.10	1.30	0.70	-0.06
5/6c	Saxon II (high MgO, low MnO)	Mottled	op. Red	decoration?	17.88	1.55	2.44	63.21	0.46	0.58	0.94	1.16	9.67	0.27	0.72	1.22	-0.09
5/6c	Saxon I (blue)	Mottled	tr. Blue	body	19.13	0.76	2.33	65.56	0.07	0.48	0.99	0.69	7.35	0.12	0.89	1.57	0.07
5/6c	Roman	Mottled	op. White (bubble opacified)	decoration?	20.45	0.68	2.04	65.80	0.16	0.67	0.98	0.65	6.76	0.12	0.91	0.64	0.13
5/6c	Saxon II (high MgO, low MnO)	Mottled	op. Red	decoration	19.10	1.08	2.34	64.07	0.31	0.53	0.98	0.91	8.01	0.20	0.86	1.50	0.10
5/6c	Roman	White bead with blue crossing trails	op. White (bubble opacified)	body	18.08	0.50	2.07	70.11	0.01	0.47	1.13	0.49	5.82	0.06	0.11	0.67	0.47

Table H.2 – *(continued).*

Grave	*Base Glass Composition*	*Bead Type / Description*	*Colour*	*Form*	*Oxide (wt %)*												
					*Na_2O**	*MgO**	*Al_2O_3**	*SiO_2**	*P_2O_5**	*SO_3**	*Cl**	*K_2O**	*CaO**	*TiO_2**	*MnO**	*Fe_2O_3**	*Sb_2O_3**
5/6c	Saxon I (blue)	White bead with blue crossing trails	tr. Blue	decoration	18.35	1.00	2.40	65.85	0.09	0.56	0.87	0.65	7.73	0.22	0.55	1.56	0.18
5/6c	Roman	White cuboid bead with red crossing trails and green spots	op. White (bubble opacified)	body	19.08	0.58	2.12	68.32	0.09	0.35	1.17	0.64	5.95	0.14	0.26	0.60	0.69
5/6c	Roman	White cuboid bead with red crossing trails and green spots	op. Turquoise	decoration	19.44	0.58	2.41	67.40	0.16	0.51	1.31	0.65	5.72	0.12	0.20	0.86	0.62
5/6c	Roman	White cuboid bead with red crossing trails and green spots	op. Red	decoration	17.76	0.62	2.50	68.45	0.23	0.48	1.07	0.76	6.09	0.11	0.48	1.25	0.20
12/4	Saxon I (natron)	Brown	tr. Pink-brown	body	20.58	0.66	2.01	63.82	0.08	0.53	1.12	0.44	7.74	0.11	1.82	1.04	0.04
12/4	Saxon I (blue)	Segmented Globular, translucent	tr. Blue	body	19.46	0.76	2.17	66.26	0.11	0.51	1.09	0.61	6.79	0.17	0.53	1.45	0.10
18/4	Saxon I (natron)	Brown	tr. Pink-brown	body	20.27	0.66	2.05	65.06	0.06	0.55	0.98	0.56	7.09	0.11	1.70	0.75	0.14
18/4	Saxon I (natron)	Brown	tr. Pink-brown	body	20.78	0.62	2.04	64.32	0.04	0.55	1.05	0.46	7.71	0.10	1.44	0.88	0.00
22/5	Saxon I (natron)	Brown	tr. Pink-brown	body	19.80	0.68	2.03	66.00	0.13	0.51	0.93	0.52	6.86	0.15	1.57	0.85	-0.03
22/5	Saxon I (natron)	Brown	tr. Pink-brown	body	20.00	0.78	2.10	65.13	0.13	0.49	0.98	0.63	6.97	0.18	1.55	0.98	0.07
22/5	Saxon I (blue)	Blue	tr. Blue	body	19.95	0.75	2.15	65.83	0.08	0.52	1.03	0.60	6.65	0.20	0.99	1.47	-0.23
22/5	Saxon I (blue)	Blue	tr. Blue	body	20.21	0.82	2.14	65.26	0.13	0.58	0.90	0.61	7.00	0.22	0.73	1.54	-0.13
22/5	Saxon I (natron)	Fragment	tr. Turquoise	body	20.62	0.74	1.96	65.49	0.09	0.64	0.82	0.56	6.93	0.15	1.31	0.69	-0.02
26/1	A2b Blue	Blue	tr. Blue	body	19.66	0.53	1.90	68.94	0.13	0.36	1.14	0.58	5.55	0.14	0.27	0.89	-0.10
26/1	A2b Blue	Blue	tr. Blue	body	19.59	0.50	1.90	69.02	0.15	0.40	1.13	0.58	5.57	0.09	0.27	0.96	-0.17

Table H.2 – *(continued).*

Grave	*Base Glass Composition*	*Bead Type / Description*	*Colour*	*Form*	*Oxide (wt %)*												
					*Na_2O**	*MgO**	*Al_2O_3**	*SiO_2**	*P_2O_5**	*SO_3**	*Cl**	*K_2O**	*CaO**	*TiO_2**	*MnO**	*Fe_2O_3**	*Sb_2O_3**
26/1	Saxon I (blue)	Blue	tr. Blue	body	20.13	0.64	2.19	65.78	0.15	0.49	1.11	0.59	6.69	0.21	0.58	1.39	0.05
37/6	Saxon I (blue)	Blue	tr. Blue	body	20.35	0.87	2.19	64.71	0.10	0.52	1.01	0.60	7.55	0.18	0.40	1.55	-0.02
37/6	Saxon I (blue)	Blue	tr. Blue	body	20.55	0.57	2.14	65.94	0.06	0.56	1.13	0.58	5.87	0.14	0.90	1.58	-0.02
37/6	Saxon I (blue)	Blue	tr. Blue	body	19.89	0.66	2.08	65.44	0.06	0.61	1.04	0.56	6.74	0.14	1.15	1.50	0.13
37/6	Saxon I (blue)	Blue	tr. Blue	body	20.06	0.72	2.10	65.90	0.06	0.52	0.87	0.72	6.74	0.14	0.91	1.16	0.09
26/1	Saxon I (natron)	Brown	tr. Pink-brown	body	20.50	0.80	2.14	65.40	0.05	0.62	0.85	0.53	6.41	0.12	2.00	0.67	-0.09
26/1	?	Dark Globular	Dark	body	12.98	1.04	2.83	66.16	0.49	0.67	0.70	2.82	9.78	0.36	1.01	1.41	-0.25
26/1	Roman	White biconical with green crossing trails and spots	op. White (bubble opacified)	body	18.41	0.61	2.14	68.79	0.16	0.29	1.18	0.56	6.15	0.09	0.63	0.63	0.36
26/1	Roman	White biconical with green crossing trails and spots	tr. Green (Cu)	decoration	19.03	0.70	2.41	66.53	0.22	0.58	1.16	0.68	6.14	0.23	0.91	1.20	0.21
26/1	Roman	White biconical with green crossing trails and spots	op. Red	core	16.66	0.73	2.53	68.04	0.31	0.38	0.97	1.39	6.70	0.14	0.72	1.27	0.16
37/6	Roman	White Globular	op. White (bubble opacified)	body	18.19	0.55	2.05	70.04	0.07	0.38	1.11	0.51	5.78	0.06	0.14	0.68	0.44
26/1	Levantine I?	White globular with blue crossing trails	tr. Blue	decoration	15.76	0.70	3.01	68.51	0.16	0.37	0.86	0.72	7.93	0.05	0.98	1.04	-0.08
38/10a	Saxon I (natron)	ConSeg	Light	body	19.22	0.87	2.11	66.46	0.06	0.46	1.02	0.59	7.10	0.13	1.17	0.74	0.06
38/10a	Quartz Pebbles?	Turquoise biconical	tr. Turquoise	body	18.92	0.68	0.61	69.70	0.03	0.28	1.18	0.20	7.88	0.11	0.03	0.38	-0.01

Table H.2 – *(continued).*

Grave	*Base Glass Composition*	*Bead Type / Description*	*Colour*	*Form*	*Oxide (wt %)*												
					*Na_2O**	*MgO**	*Al_2O_3**	*SiO_2**	*P_2O_5**	*SO_3**	*Cl**	*K_2O**	*CaO**	*TiO_2**	*MnO**	*Fe_2O_3**	*Sb_2O_3**
38/7b	Saxon I (natron)	Miniature Dark (coiled)	Dark	body	18.79	1.11	2.37	64.23	0.13	0.54	0.90	0.72	8.37	0.17	1.36	1.28	0.04
38/7b	Saxon I (natron)	ConCyl	tr. Blue	body	18.14	1.02	2.38	64.61	0.16	0.47	0.88	0.74	8.39	0.17	1.34	1.52	0.16
39/5	Roman	Green globular bead with red crossing trails	tr. Green (Cu)	body	15.94	0.61	2.43	69.56	0.19	0.49	0.98	0.86	6.59	0.18	0.57	1.37	0.24
39/5	Roman	Green globular bead with red crossing trails	op. Red	decoration	16.40	0.60	2.51	68.71	0.18	0.45	0.96	1.01	6.66	0.26	0.67	1.25	0.35
42/3	Roman	White bead with green crossing trails and red spots	op. White (bubble opacified)	body	18.95	0.66	2.19	68.10	0.08	0.33	1.17	0.55	6.18	0.09	0.61	0.63	0.45
42/3	Roman	White bead with green crossing trails and red spots	op. Red	decoration	17.54	0.66	2.53	68.58	0.15	0.34	1.13	0.76	6.29	0.08	0.55	1.27	0.12
42/3	Roman	White bead with green crossing trails and red spots	tr. Green (Cu)	decoration	17.26	0.54	2.42	69.47	0.02	0.42	0.98	0.78	6.15	0.13	0.28	0.96	0.58
44/7	Saxon I (blue)	ConCyl	tr. Blue	body	18.75	1.01	2.28	66.31	0.15	0.39	1.08	0.64	7.46	0.12	0.33	1.53	-0.05
45/3&4	Roman	YellowGreen	op. Yellow	body	14.71	0.64	2.44	69.94	0.29	0.34	1.08	0.79	8.12	0.09	0.63	1.45	-0.52
45/3&4	Roman	YellowGreen	tr. Green (Cu)	decoration	15.46	0.62	2.42	70.23	0.26	0.48	1.11	0.78	6.91	0.12	0.51	1.11	-0.01
45/3&4	Roman	BlGr Spiral	op. White (bubble opacified)	body	18.52	0.65	2.09	68.73	0.10	0.38	1.10	0.58	6.29	0.17	0.70	0.67	0.02
45/3&4	Saxon I (blue)	BlGr Spiral	tr. Blue	decoration	19.60	0.95	2.53	64.73	0.10	0.48	0.86	0.58	7.25	0.36	0.40	2.13	0.02
46/4b	Saxon I (blue)	Blue	tr. Blue	body	19.93	0.74	2.18	65.75	0.12	0.52	0.95	0.54	6.79	0.15	1.05	1.22	0.07
46/4b	Saxon I (blue)	Blue	tr. Blue	body	20.04	0.73	2.09	65.70	0.08	0.62	0.90	0.60	6.79	0.16	1.06	1.25	-0.02
46/4b	Saxon I (blue)	Blue	tr. Blue	body	19.72	0.84	2.16	65.68	0.09	0.52	1.05	0.55	7.22	0.15	0.76	1.32	-0.06

Table H.2 – *(continued).*

Grave	*Base Glass Composition*	*Bead Type / Description*	*Colour*	*Form*	*Oxide (wt %)*												
					*Na_2O**	*MgO**	*Al_2O_3**	*SiO_2**	*P_2O_5**	*SO_3**	*Cl**	*K_2O**	*CaO**	*TiO_2**	*MnO**	*Fe_2O_3**	*Sb_2O_3**
56/3	Roman	TL Streaked	op. Red	body	16.85	0.70	2.45	68.29	0.26	0.58	1.02	0.93	6.69	0.15	0.75	1.23	0.09
56/3	Roman	TL Streaked	op. Yellow	decoration	17.13	0.64	2.42	68.53	0.18	0.50	1.09	0.75	6.70	0.10	0.84	1.02	0.10
56/3	Roman	TL Streaked	tr. Green (Cu)	decoration	16.41	0.61	2.42	69.72	0.20	0.39	0.99	0.82	6.21	0.16	0.36	1.37	0.34
57/10	Saxon I (blue)	ConCyl	tr. Blue	body	19.89	0.83	2.21	65.70	0.08	0.51	1.00	0.59	7.13	0.10	0.33	1.74	-0.11
57/10	Saxon I (natron)	ConCyl, variation	tr. Blue	body	17.86	1.16	2.66	64.45	0.12	0.49	0.84	0.82	8.30	0.20	1.49	1.74	-0.11
?	Saxon I (natron)	Brown	tr. Pink-brown	body	20.39	0.67	2.05	65.32	0.14	0.58	1.01	0.65	6.76	0.15	1.44	0.80	0.02
?	A2b Blue	Blue	tr. Blue	body	19.04	0.51	2.07	69.20	0.11	0.41	1.07	0.54	5.69	0.12	0.27	0.98	-0.03

APPENDIX I

Bergh Apton Compositional Analyses

The following tables detail the raw compositional data for the glass beads sampled from Bergh Apton, obtained by SEM-EDS (Table I.1). Also shown are the reduced SEM-EDS data, with assumed vales for iron and alumina highlighted in red (Table I.2).

Table I.1 – Raw SEM-EDS data for the glass beads from Bergh Apton, ordered numerically by grave number.

Grave	*Bead Type / Description*	*Base Glass Composition*	*Colour*	*Form*	*Oxide (wt %)*																			
					Na_2O	*MgO*	*Al_2O_3*	*SiO_2*	*P_2O_5*	*SO_3*	*Cl*	*K_2O*	*CaO*	*TiO_2*	*MnO*	*Fe_2O_3*	*CoO*	*CuO*	*ZnO*	*As_2O_3*	*SnO_2*	*Sb_2O_3*	*BaO*	*PbO*
3C	Fragment	Roman	op. Red	body	12.83	0.48	2.35	54.70	0.29	0.31	0.80	0.73	4.85	0.09	0.62	4.66	0.02	2.79	0.06	0.03	0.59	0.26	0.05	13.46
29Biii	ConCylVar	Saxon I (natron)	tr. Blue	body	17.13	1.10	2.52	62.97	0.16	0.29	0.87	0.79	8.14	0.17	1.27	1.94	0.21	0.70	0.04	0.04	0.06	0.09	0.07	1.37
29Biii	ConCyl	Saxon I (natron)	tr. Blue	body	18.07	1.06	2.45	64.17	0.18	0.43	0.88	0.71	8.08	0.11	1.39	1.44	0.13	0.29	-0.02	0.04	0.11	0.06	0.13	0.25
34Hv	Blue	Saxon I (natron)	tr. Blue	body	19.99	0.75	2.14	64.60	0.09	0.57	0.99	0.54	6.59	0.13	1.04	1.43	0.22	0.46	0.01	0.12	0.05	-0.05	0.04	0.29
34Hvi	ConSeg	Saxon I (natron)	light	body	18.87	0.79	2.17	67.27	0.02	0.47	1.00	0.57	6.41	0.13	1.41	0.82	0.02	0.36	0.03	0.01	-0.06	-0.18	0.01	-0.13
34Hvii	Yellow Globular, opaque	Saxon I (natron)	op. Yellow	body	13.79	0.54	1.98	47.19	0.11	0.45	0.90	0.53	4.49	0.12	0.77	0.76	0.03	0.21	0.00	0.08	2.26	-0.05	0.03	25.87
42E	BlueGreen Globular	Roman	tr. Blue-green	body	20.25	0.60	2.26	66.88	0.15	0.46	1.30	0.76	5.65	0.10	0.13	0.67	-0.01	0.21	-0.02	-0.06	0.07	0.72	0.01	-0.06
54Mii	Blue	Saxon I (blue)	tr. Blue	body	20.06	0.76	2.05	65.62	0.09	0.53	1.03	0.54	6.60	0.14	0.84	1.04	0.03	0.29	0.04	0.02	0.20	0.10	-0.01	-0.02
56Aiii	White Cylindrical, pentagonal?	Saxon II (natron)	op. White (Sn opacified)	body	16.85	1.00	2.62	59.36	0.13	0.47	0.82	0.68	6.27	0.20	1.43	1.88	0.02	0.38	0.02	0.13	3.94	0.04	0.05	3.59
56Aiii	White Globular	Saxon II (natron)	op. White (Sn opacified)	body	18.06	1.17	2.35	59.37	0.18	0.45	0.85	0.77	6.22	0.16	1.51	1.86	-0.01	0.43	0.03	0.04	4.26	0.05	-0.02	2.25
56Aiii	White Globular	Saxon II (natron)	op. White (Sn opacified)	body	18.83	1.05	2.40	59.33	0.19	0.44	0.98	0.75	6.39	0.14	1.18	1.88	0.03	0.41	0.02	0.02	3.74	0.17	0.05	1.92
56Aiv	White bead with red spots	Saxon II (natron)	op. White (Sn opacified)	body	18.09	1.12	2.45	59.65	0.20	0.50	0.90	0.82	6.44	0.13	1.61	1.93	-0.02	0.29	-0.02	0.10	3.30	0.10	0.06	2.33
62C	Blue and white bead	Roman	op. White (bubble opacified)	body	15.91	0.65	2.56	68.96	0.09	0.33	0.96	0.67	7.46	0.03	0.93	0.56	0.02	0.21	0.01	0.11	0.20	0.33	0.06	-0.08
62C	Blue and white bead	Saxon I (blue)	tr. Blue	decoration	19.19	0.72	2.16	66.69	0.11	0.45	0.98	0.47	6.72	0.16	0.62	1.33	0.08	0.40	0.05	0.10	-0.10	-0.08	-0.01	-0.05
64C	Fragment	A2b Blue	tr. Blue	body	19.97	0.64	1.95	67.82	0.05	0.42	1.10	0.49	5.64	0.11	0.07	0.72	0.03	0.42	0.03	0.11	0.03	0.08	0.02	0.34
64C	Fragment	A2b Blue	tr. Blue	body	19.81	0.64	2.15	67.52	0.04	0.52	1.09	0.57	5.54	0.11	0.11	0.81	0.04	0.46	0.04	0.05	0.11	0.03	0.02	0.33
64Cii	Fragment	Roman	tr. Blue-green	body	19.40	0.55	2.22	69.61	0.05	0.50	1.02	0.57	4.75	0.12	0.01	0.59	0.00	0.44	-0.03	0.07	0.11	-0.03	0.03	0.01
70Hii	Miniature Green	Roman	op. Green	body	19.21	0.72	1.81	63.01	0.11	0.47	1.23	0.48	4.87	0.07	0.03	0.51	0.00	1.72	0.36	0.01	0.67	0.09	0.01	4.61

Table I.1 – *(continued).*

Grave	*Bead Type / Description*	*Base Glass Composition*	*Colour*	*Form*	*Oxide (wt %)*																			
					Na_2O	*MgO*	*Al_2O_3*	*SiO_2*	*P_2O_5*	*SO_3*	*Cl*	*K_2O*	*CaO*	*TiO_2*	*MnO*	*Fe_2O_3*	*CoO*	*CuO*	*ZnO*	*As_2O_3*	*SnO_2*	*Sb_2O_3*	*BaO*	*PbO*
?	Red cylindrical with white decoration	Roman	op. Red	body	12.79	0.44	2.55	54.35	0.19	0.40	0.83	0.62	4.79	0.10	0.32	3.20	-0.04	2.99	0.00	0.04	0.30	0.34	0.11	15.69
?	Red cylindrical with white decoration	Roman	op. White (bubble opacified)	decoration	18.86	0.54	1.89	69.20	0.13	0.30	1.17	0.52	5.77	0.03	0.12	0.48	-0.03	0.24	0.06	0.01	0.09	0.63	0.04	-0.07

Table I.2 – Reduced SEM-EDS data for the glass beads from Bergh Apton, ordered numerically by grave. Red numbers represent assumed values.

Grave	*Base Glass Composition*	*Bead Type / Description*	*Colour*	*Form*	*Oxide (wt %)*												
					*Na_2O**	*MgO**	*Al_2O_3**	*SiO_2**	*P_2O_5**	*SO_3**	*Cl**	*K_2O**	*CaO**	*TiO_2**	*MnO**	*Fe_2O_3**	*Sb_2O_3**
3C	Fragment	Roman	op. Red	body	16.25	0.61	2.52	69.29	0.37	0.39	1.01	0.92	6.14	0.11	0.79	1.26	0.33
29Biii	ConCylVar	Saxon I (natron)	tr. Blue	body	17.58	1.13	2.59	64.62	0.16	0.30	0.89	0.81	8.35	0.17	1.30	1.99	0.09
29Biii	ConCyl	Saxon I (natron)	tr. Blue	body	18.25	1.07	2.47	64.80	0.18	0.43	0.89	0.72	8.16	0.11	1.40	1.45	0.06
34Hv	Blue	Saxon I (natron)	tr. Blue	body	20.23	0.76	2.17	65.38	0.09	0.58	1.00	0.55	6.67	0.13	1.05	1.45	-0.05
34Hvi	ConSeg	Saxon I (natron)	light	body	18.92	0.79	2.18	67.44	0.02	0.47	1.00	0.57	6.43	0.13	1.41	0.82	-0.18
34Hvii	Yellow Globular, opaque	Saxon I (natron)	op. Yellow	body	19.34	0.76	2.41	66.17	0.15	0.63	1.26	0.74	6.30	0.17	1.08	1.07	-0.07
42E	BlueGreen Globular	Roman	tr. Blue-green	body	20.26	0.60	2.26	66.93	0.15	0.46	1.30	0.76	5.65	0.10	0.13	0.67	0.72
54Mii	Blue	Saxon I (blue)	tr. Blue	body	20.18	0.76	2.06	66.02	0.09	0.53	1.04	0.54	6.64	0.14	0.85	1.05	0.10
56Aiii	White Cylindrical, pentagonal?	Saxon II (natron)	op. White (Sn opacified)	body	18.37	1.09	2.86	64.70	0.14	0.51	0.89	0.74	6.83	0.22	1.56	2.05	0.04
56Aiii	White Globular	Saxon II (natron)	op. White (Sn opacified)	body	19.42	1.26	2.53	63.84	0.19	0.48	0.91	0.83	6.69	0.17	1.62	2.00	0.05
56Aiii	White Globular	Saxon II (natron)	op. White (Sn opacified)	body	20.09	1.12	2.56	63.30	0.20	0.47	1.05	0.80	6.82	0.15	1.26	2.01	0.18
56Aiv	White bead with red spots	Saxon II (natron)	op. White (Sn opacified)	body	19.26	1.19	2.61	63.50	0.21	0.53	0.96	0.87	6.86	0.14	1.71	2.05	0.11
62C	Blue and white bead	Roman	op. White (bubble opacified)	body	16.00	0.65	2.57	69.35	0.09	0.33	0.97	0.67	7.50	0.03	0.94	0.56	0.33
62C	Blue and white bead	Saxon I (blue)	tr. Blue	decoration	19.28	0.72	2.17	67.01	0.11	0.45	0.98	0.47	6.75	0.16	0.62	1.34	-0.08
64C	Fragment	A2b Blue	tr. Blue	body	20.16	0.65	1.97	68.46	0.05	0.42	1.11	0.49	5.69	0.11	0.07	0.73	0.08
64C	Fragment	A2b Blue	tr. Blue	body	20.02	0.65	2.17	68.24	0.04	0.52	1.10	0.57	5.60	0.11	0.11	0.82	0.03
64Cii	Fragment	Roman	tr. Blue-green	body	19.52	0.55	2.23	70.06	0.05	0.50	1.03	0.57	4.78	0.12	0.01	0.59	-0.03
70Hii	Miniature Green	Roman	op. Green	body	20.74	0.78	1.95	68.04	0.12	0.51	1.33	0.52	5.26	0.08	0.03	0.55	0.10
?	Red cylindrical with white decoration	Roman	op. Red	body	16.38	0.56	2.49	69.61	0.24	0.51	1.06	0.79	6.13	0.13	0.41	1.24	0.44

Table I.2 – *(continued).*

Grave	*Base Glass Composition*	*Bead Type / Description*	*Colour*	*Form*	*Oxide (wt %)*												
					*Na_2O**	*MgO**	*Al_2O_3**	*SiO_2**	*P_2O_5**	*SO_3**	*Cl**	*K_2O**	*CaO**	*TiO_2**	*MnO**	*Fe_2O_3**	*Sb_2O_3**
?	Red cylindrical with white decoration	Roman	op. White (bubble opacified)	decoration	18.93	0.54	1.90	69.45	0.13	0.30	1.17	0.52	5.79	0.03	0.12	0.48	0.63

APPENDIX J

Morning Thorpe Compositional Analyses

The following tables detail the raw compositional data for the glass beads sampled from Morning Thorpe, obtained by SEM-EDS (Table J.1). Also shown are the reduced SEM-EDS data, with assumed vales for iron and alumina highlighted in red (Table J.2).

Table J.1 – Raw SEM-EDS data for the glass beads from Morning Thorpe, ordered numerically by grave number.

Grave	*Bead Type / Description*	*Base Glass Composition*	*Colour*	*Form*	*Oxide (wt %)*																			
					Na_2O	*MgO*	*Al_2O_3*	*SiO_2*	*P_2O_5*	*SO_3*	*Cl*	*K_2O*	*CaO*	*TiO_2*	*MnO*	*Fe_2O_3*	*CoO*	*CuO*	*ZnO*	*As_2O_3*	*SnO_2*	*Sb_2O_3*	*BaO*	*PbO*
173D	ConCyl	Saxon I (blue)	tr. Blue	body	19.47	0.79	2.09	64.25	0.04	0.46	1.12	0.62	6.50	0.11	0.26	2.29	0.25	0.75	-0.02	0.01	0.06	-0.02	0.03	0.79
393Kii	ConCyl, variation	Saxon I (natron)	tr. Blue	body	17.37	1.05	2.54	62.60	0.13	0.46	0.86	0.83	8.17	0.13	1.41	2.30	0.13	0.66	-0.09	0.05	0.21	0.31	0.03	0.85
393Kii	ConCyl, variation	Saxon I (natron)	tr. Blue	body	17.61	1.10	2.44	62.94	0.15	0.45	0.84	0.79	8.15	0.17	1.45	2.21	0.12	0.53	0.06	0.06	0.02	0.07	0.00	0.82
375Cii	Blue bead	Saxon I (blue)	tr. Blue	body	20.86	0.84	2.33	65.12	0.09	0.54	0.97	0.69	6.12	0.10	0.20	1.04	0.02	0.50	0.02	-0.02	0.11	-0.01	0.05	0.44
393Kii	ConCyl, variation	Saxon I (natron)	tr. Blue	body	17.64	1.05	2.47	63.35	0.09	0.46	0.88	0.81	8.17	0.16	1.39	1.72	0.11	0.59	0.08	0.07	0.11	0.25	0.01	0.57
407Gxi	White and green bead	Roman	op. White (bubble opacified)	body	18.91	0.68	2.03	67.80	0.06	0.36	1.16	0.44	6.51	0.07	0.40	0.71	0.02	0.44	0.03	0.06	0.07	0.31	0.01	-0.02
407Gxi	White and green bead	Roman	tr. Green (Cu)	decoration	13.53	0.59	2.54	54.49	0.18	0.34	0.87	0.67	5.77	0.08	0.65	1.00	-0.02	3.76	-0.02	-0.02	0.09	0.22	0.02	15.25
393Kx	Cloak	Roman	op. Yellow	decoration	12.31	0.59	2.13	49.28	0.12	0.45	0.72	0.63	5.06	0.11	0.55	0.84	0.00	0.43	-0.02	0.10	2.07	0.13	-0.02	24.53
393Kx	Cloak	Roman	tr. Blue-green	body	19.74	0.50	1.94	68.06	0.10	0.40	1.28	0.51	5.53	0.10	0.11	0.43	0.00	0.39	0.03	0.08	0.07	0.80	-0.03	-0.05
30Pii	Blue	Saxon I (blue)	tr. Blue	body	20.60	0.59	2.17	65.45	0.10	0.57	1.13	0.54	5.65	0.12	0.78	1.58	0.13	0.50	-0.01	0.08	0.07	-0.15	0.00	0.07
359Pii	Blue bead	A2b Blue	tr. Blue	body	20.11	0.61	2.13	67.73	0.04	0.55	1.09	0.54	5.44	0.15	0.07	0.80	0.06	0.45	-0.05	0.09	0.03	-0.15	0.05	0.24
358Dvii	ConCyl	Saxon I (natron)	tr. Blue	body	17.98	1.02	2.48	64.37	0.19	0.43	0.85	0.69	7.94	0.13	1.45	1.41	0.15	0.42	0.00	0.06	0.09	-0.11	0.05	0.28
316Nv	White Globular	Roman	op. White (bubble opacified)	body	18.34	0.64	2.31	67.79	0.14	0.34	1.16	0.61	6.46	0.09	0.82	0.68	-0.01	0.30	-0.01	0.04	0.09	0.21	0.00	-0.04

Table J.2 – Reduced SEM-EDS data for the glass beads from Morning Thorpe, ordered numerically by grave. Red numbers represent assumed values.

Grave	*Base Glass Composition*	*Bead Type / Description*	*Colour*	*Form*	*Oxide (wt %)*												
					*Na_2O**	*MgO**	*Al_2O_3**	*SiO_2**	*P_2O_5**	*SO_3**	*Cl**	*K_2O**	*CaO**	*TiO_2**	*MnO**	*Fe_2O_3**	*Sb_2O_3**
173D	ConCyl	Saxon I (blue)	tr. Blue	body	19.87	0.81	2.13	65.57	0.04	0.47	1.14	0.63	6.63	0.11	0.27	2.34	-0.02
393Kii	ConCylVar	Saxon I (natron)	tr. Blue	body	17.70	1.07	2.59	63.77	0.13	0.47	0.88	0.85	8.32	0.13	1.44	2.34	0.32
393Kii	ConCylVar	Saxon I (natron)	tr. Blue	body	17.90	1.12	2.48	63.98	0.15	0.46	0.85	0.80	8.29	0.17	1.47	2.25	0.07
375Cii	Blue bead	Saxon I (blue)	tr. Blue	body	21.09	0.85	2.36	65.85	0.09	0.55	0.98	0.70	6.19	0.10	0.20	1.05	-0.01
393Kii	ConCylVar	Saxon I (natron)	tr. Blue	body	17.92	1.07	2.51	64.35	0.09	0.47	0.89	0.82	8.30	0.16	1.41	1.75	0.25
407Gxi	White and green bead	Roman	op. White (bubble opacified)	body	19.02	0.68	2.04	68.18	0.06	0.36	1.17	0.44	6.55	0.07	0.40	0.71	0.31
407Gxi	White and green bead	Roman	tr. Green (Cu)	decoration	16.84	0.73	2.42	67.83	0.22	0.42	1.08	0.83	7.18	0.10	0.81	1.24	0.27
393Kx	Cloak	Roman	op. Yellow	decoration	16.97	0.81	2.41	67.93	0.17	0.62	0.99	0.87	6.98	0.15	0.76	1.16	0.18
393Kx	Cloak	Roman	tr. Blue-green	body	19.84	0.50	1.95	68.40	0.10	0.40	1.29	0.51	5.56	0.10	0.11	0.43	0.80
30Pii	Blue	Saxon I (blue)	tr. Blue	body	20.78	0.60	2.19	66.02	0.10	0.58	1.14	0.54	5.70	0.12	0.79	1.59	-0.15
359Pii	Blue bead	A2b Blue	tr. Blue	body	20.29	0.62	2.15	68.34	0.04	0.55	1.10	0.54	5.49	0.15	0.07	0.81	-0.15
358Dvii	ConCyl	Saxon I (natron)	tr. Blue	body	18.19	1.03	2.51	65.13	0.19	0.44	0.86	0.70	8.03	0.13	1.47	1.43	-0.11
316Nv	White Globular	Roman	op. White (bubble opacified)	body	18.42	0.64	2.32	68.07	0.14	0.34	1.16	0.61	6.49	0.09	0.82	0.68	0.21

APPENDIX K

The Compositional Distribution of Bead Types

Table K.1 summarises the compositional distribution of the different bead types analysed as part of the present study. This details the composition and number of bead analysed for each of bead type. Their typical composition is given where possible, together with the number of beads of each type recovered from Eriswell. * denotes bead types for which variants and sub-types have been grouped together (*e.g. Brown*, *Brown Coiled* and *Brown Cylindrical* beads have all been grouped as *Brown**).

Table K.1 – The composition of the different bead types analysed, showing the number of beads analysed, the number of beads excavated and their typical composition. * denotes bead sub-types that have been grouped together.

Bead Type	*Base Glass Type (number of beads)*									*Total Beads Analysed*	*Total Beads Excavated*	*Typical Composition*
	Roman	*Saxon I (blue)*	*Saxon I (natron)*	*Saxon II (natron)*	*Saxon II (high MgO, low MnO)*	*Saxon II (high MgO, MnO)*	*HIMT*	*Levantine I*	*A2b Blue*			
Blue	2	35	-	-	1	-	-	-	1	39	216	Saxon I (blue)
Blue Biconical	2	-	-	-	-	-	-	1	-	3	3	Roman
Blue ConSeg	-	4	-	-	-	-	-	-	-	4	11	Saxon I (blue)
Blue Cyl	3	-	-	-	-	-	-	-	-	3	3	Roman
Blue Globular, op.	5	-	-	-	1	-	-	-	-	6	8	Roman
BlueGreen Cyl	2	-	-	-	-	-	-	-	-	2	3	Roman
BlueGreen Globular	2	-	-	-	-	-	-	-	-	2	3	Roman
BlueGreen Melon	2	-	-	-	-	-	-	-	-	2	2	Roman
BlueGreen Spiral	2	-	-	-	2	-	-	-	-	4	4	-
Blue Melon, op.	2	-	-	-	-	-	-	-	-	2	2	Roman
*BluePoly**	-	-	-	-	1	-	-	-	-	1	2	-
*Brown**	-	-	9	-	-	-	-	-	-	9	13	Saxon I (natron)
Candy Variant	-	-	-	-	-	-	1	-	-	1	1	-
Cloak	2	-	-	-	-	-	-	-	-	2	4	Roman
ConCyl	-	9	11	-	-	-	-	-	-	20	52	Saxon I
ConCyl, light	-	-	9	-	-	-	-	-	-	9	23	Saxon I (natron)
ConCyl, variation	-	-	4	-	-	-	-	-	-	4	4	Saxon I (natron)
*ConSeg**	-	-	26	-	-	-	-	-	-	26	180	Saxon I (natron)
Cyl Pentagonal?	1	-	-	-	-	-	-	-	-	1	1	-
Cyl Round	1	-	-	-	6	-	-	1	-	8	10	Saxon II (hgh MgO, low MnO)

Table K.1 – *(continued)*.

Bead Type	*Base Glass Type (number of beads)*									*Total Beads Analysed*	*Total Beads Excavated*	*Typical Composition*
	Roman	*Saxon I (blue)*	*Saxon I (natron)*	*Saxon II (natron)*	*Saxon II (high MgO, low MnO)*	*Saxon II (high MgO, MnO)*	*HIMT*	*Levantine I*	*A2b Blue*			
Dark Globular	2	-	4	1	-	-	-	-	-	7	10	-
*DarkPoly**	3	-	3	-	-	-	-	-	-	6	6	-
*Dot34**	-	-	-	2	-	-	-	-	-	2	2	Saxon II (natron)
Doughnut	3	-	-	-	-	-	1	-	-	4	4	Roman/HIMT
Green ConSeg	-	2	-	-	1	-	-	-	-	3	18	-
Green Cyl	2	-	2	-	-	-	-	-	-	4	7	-
Green Globular	4	-	2	-	-	-	-	-	-	6	19	-
Green Melon	1	-	-	-	-	-	-	-	-	1	2	-
*GreenPoly**	1	-	1	-	-	-	-	-	-	2	2	-
GreyPoly	1	-	-	-	-	-	-	-	-	1	1	-
Hourglass Variation	1	-	-	-	-	-	1	-	-	2	2	Roman/HIMT
*Koch20**	-	-	-	1	3	-	-	-	-	4	8	Saxon II
*Koch34**	-	-	-	6	5	5	-	4	-	20	38	Saxon II/Levantine I
Melon Bl	-	-	-	-	-	-	-	-	4	4	6	A2b Blue
Melon Y-G	-	-	-	3	-	-	-	-	-	3	3	Saxon II (natron)
Melon Associated	-	-	-	2	-	-	-	-	-	2	2	Saxon II (natron)
Melon Variation? Bl	-	-	-	-	-	-	-	-	6	8	8	A2b Blue
Melon Variation? Y-G	-	-	1	1	-	-	-	-	-	2	2	-
Miniature Dark	-	-	5	2	-	-	-	-	-	7	53	Saxon I (natron)
Mosaic?	1	-	-	-	-	-	-	-	-	1	1	Roman
Norfolk BlueWhite	2	-	-	-	-	-	-	-	-	2	2	Roman
*Norfolk Melon**	7	-	-	1	-	-	-	-	-	8	9	Roman
*Norfolk YellowRed**	4	-	-	-	-	-	-	1	-	5	5	Roman
Orange	-	-	-	2	5	2	-	3	-	12	12	Saxon II/Levantine I

Table K.1 – *(continued)*.

Bead Type	*Base Glass Type (number of beads)*									*Total Beads Analysed*	*Total Beads Excavated*	*Typical Composition*
	Roman	*Saxon I (blue)*	*Saxon I (natron)*	*Saxon II (natron)*	*Saxon II (high MgO, low MnO)*	*Saxon II (high MgO, MnO)*	*HIMT*	*Levantine I*	*A2b Blue*			
Red Cyl	2	-	-	-	-	-	-	-	-	2	5	Roman
Red Globular	8	-	-	2	2	1	1	1	-	15	39	-
Red Melon	1	-	-	-	-	-	-	-	-	1	1	-
*RedPoly**	7	-	-	-	-	-	-	-	-	7	7	Roman
Reticella	-	-	-	3	-	-	-	-	-	3	3	Saxon II (natron)
Roman Cane	3	1	-	-	-	-	-	-	-	4	4	Roman
Roman Polyhedral	1	-	-	-	-	-	-	-	-	1	1	Roman
Segmented Globular	-	-	-	-	1	-	-	-	-	1	1	-
*Traffic Light**	23	-	-	-	-	-	2	-	-	21	53	Roman/HIMT
White Biconical	-	-	-	1	-	-	-	-	-	1	1	-
*White Cyl**	1	-	-	-	1	-	-	1	-	3	4	-
White Globular	5	-	-	2	-	-	1	-	-	8	20	-
*WhitePoly**	18	-	-	-	-	-	-	-	-	18	35	Roman
White Spiral	-	-	-	-	1	-	-	-	-	1	1	-
Yellow Cyl, op.	2	-	-	-	-	-	-	-	-	2	3	Roman
Yellow Globular, op.	6	-	-	-	-	-	2	-	-	8	43	Roman/HIMT
Yellow Melon, op.	5	-	-	-	-	-	1	-	-	6	7	Roman/HIMT
Yellow, tr.	-	-	1	-	-	-	1	-	-	2	2	-
YellowGreen	2	-	-	-	-	-	-	-	-	2	4	Roman
*YellowPoly**	4	-	-	-	-	-	-	-	-	4	4	Roman
undefined	4	-	-	-	-	-	-	-	-	4	50	-
TOTALS	**150**	**51**	**78**	**29**	**30**	**8**	**11**	**12**	**11**	**380**	**1059**	

APPENDIX L

Cobalt-Rich Mineral Inclusion

A cobalt-rich mineral inclusion was identified in translucent blue sample ERL104:G263:1411, a *Constricted Cylindrical* bead from Eriswell. This is discussed in Chapter 5, section 5.1.3. The composition of the phases present in the cobalt-rich mineral inclusion is extremely variable. Spot analyses of the cobalt-rich phases are presented in Table L.1, corresponding to Figure L.1. Spot analyses of the other mineral phases present, which contain cobalt in much lower concentrations, are presented in Table L.2, corresponding to Figure L.2.

The cobalt-rich areas are generally characterised by high levels of cobalt (up to 25%), iron (up to 55%), silica (up to 30%), magnesia (up to 6%), alumina (up to 9%) and nickel (up to 7%), with impurities of titanium, manganese, zinc, arsenic and lead all at concentrations below 1.0%. A number of other complex and highly variable phases are also present, generally containing less than 1% CoO but typically rich in alumina (up to 22%), silica (up to 55%), magnesia (up to 15%), iron (up to 20%), copper (up to 3%), lead (typically up to 8%), nickel (up to 7%) and cobalt (up to 2%); lead and copper are also present as sparse metallic phases, and several silica grains are present. Arsenic, zinc and antimony are also elevated (up to 1.5%) in places. The Co-Ni-Fe-spinels probably derive from the use of Co-(Ni,Fe) ore, which is more consistent with the use of arsenical cobalt sources (Kleinmann 1990: 334).



Figure L.1 – BSE image showing the locations of the spot analyses shown in Table L.1.



Figure L.2 – BSE image showing the locations of the spot analyses shown in Table L.2.

Table L.1 – EDS pot analyses of the cobalt-rich phases in the cobalt-rich mineral inclusion in translucent blue sample ERL104:G263:1411 from Eriswell. For spectrum locations refer to Figure L.1.

Spectrum No.	*Oxide (wt %)*															
	Na_2O	MgO	Al_2O_3	SiO_2	K_2O	CaO	TiO_2	MnO	Fe_2O_3	CoO	Ni	CuO	ZnO	As_2O_3	Sb_2O_5	PbO
Spectrum 1	0.18	5.36	1.55	26.24	b.d.	0.43	0.88	0.66	40.36	19.61	4.10	b.d.	0.26	0.39	b.d.	b.d.
Spectrum 2	0.35	3.96	0.77	29.06	b.d.	0.55	b.d.	0.78	41.21	18.76	3.46	0.19	0.24	0.37	b.d.	0.37
Spectrum 3	0.31	2.30	8.51	11.19	b.d.	0.36	0.38	0.40	54.94	13.71	6.94	0.19	0.13	0.27	b.d.	0.52
Spectrum 4	0.20	6.03	0.50	29.36	b.d.	0.70	0.19	0.69	33.84	24.35	3.01	0.12	0.22	0.91	b.d.	0.11

Table L.2 – EDS pot analyses of the cobalt-deficient phases in the cobalt-rich mineral inclusion in translucent blue sample ERL104:G263:1411 from Eriswell. For spectrum locations refer to Figure L.2.

Spectrum No.	*Oxide (wt %)*															
	Na_2O	MgO	Al_2O_3	SiO_2	K_2O	CaO	TiO_2	MnO	Fe_2O_3	CoO	Ni	CuO	ZnO	As_2O_3	Sb_2O_5	PbO
Spectrum 1	7.07	0.50	10.38	54.63	1.11	1.59	0.34	0.45	14.35	1.51	b.d.	0.13	b.d.	b.d.	b.d.	8.17
Spectrum 2	3.41	14.55	21.96	33.73	0.46	1.15	0.25	0.42	19.42	b.d.	b.d.	b.d.	0.57	1.33	b.d.	2.79
Spectrum 3	b.d.	b.d.	b.d.	b.d.	b.d.	b.d.	b.d.	b.d.	0.59	0.27	6.94	92.62	0.22	0.58	0.74	b.d.
Spectrum 4	b.d.	b.d.	0.10	0.10	b.d.	b.d.	b.d.	b.d.	0.73	0.24	6.63	91.29	0.45	1.12	1.11	b.d.
Spectrum 5	b.d.	0.32	b.d.	1.11	b.d.	b.d.	b.d.	b.d.	1.86	0.52	0.19	0.43	0.11	b.d.	b.d.	97.10
Spectrum 6	0.84	b.d.	0.54	3.13	b.d.	0.30	b.d.	0.16	1.97	0.22	0.11	2.70	b.d.	b.d.	b.d.	90.21
Spectrum 7	9.08	3.74	5.29	51.93	0.17	11.56	0.53	0.65	14.01	2.26	0.87	b.d.	b.d.	0.41	b.d.	1.69
Spectrum 8	0.27	b.d.	0.30	1.14	b.d.	0.12	b.d.	b.d.	1.71	0.40	0.16	0.42	b.d.	b.d.	b.d.	95.82
Spectrum 9	b.d.	b.d.	0.37	1.68	b.d.	b.d.	b.d.	b.d.	1.31	0.30	2.37	70.02	0.42	0.33	0.41	23.03