



European Perceptions of Climate Change (EPCC)

*Topline findings of a survey
conducted in four European
countries in 2016*

March 2017



University of Stuttgart
Germany

About the EPCC project

The European Perceptions of Climate Change Project (EPCC) was coordinated by Cardiff University and formed part of the Joint Programme Initiative–Climate Change (JPI–Climate – see www.jpi-climate.eu), a research programme uniting National Research Councils across Europe. Inter-disciplinary teams from the United Kingdom, Germany, France and Norway were individually funded to collaborate in the design and analysis of a major comparative survey of climate and energy beliefs amongst the public in these four participating nations.

This research project was supported through the JPI–Programme and associated grants from Cardiff University Sustainable Places Research Institute, School of Psychology and the Economic & Social Research Council, ESRC (ES/M009505/1).

This research project was co-funded by France’s Agence Nationale de la Recherche under grant n° ANR-14-JCLI-0003.

This research project was co-funded under the KLIMAFORSK programme of the Norwegian Research Council (NFR; project number 244904).

This research project was co-funded under the cooperation agreement between Statoil and the University of Bergen (Akademiaavtale; project number 803589).

The research project was co-funded by the German Federal Ministry of Education and Research (funding code: 01UV1403).

Acknowledgements

Many thanks to the members of our International Stakeholder Advisory Panel:

Ewan Bennie, The Department for Business, Energy & Industrial Strategy, UK

Henri Boyé, Former Environment and Sustainable Development Council, Paris

Christopher Brandt, Climate Concept Foundation

Jean–René Brunetière, Climate Economics Chair, Université Paris–Dauphine

Tom Brookes, European Climate Foundation

Caroline Lee, Organisation for Economic Co-operation and Development / International Energy Agency

Nick Molho, Aldersgate Group

Anders Nordeng, Thomson Reuters Point Carbon

Karen Louise Nybø, Hordaland County Council

Nils Tore Skogland, Friends of the Earth Norway

Sølve Sondbø, Hordaland County Council

Christian Teriete, European Climate Foundation

Manfred Treber, Germanwatch



Sustainable Places
Research Institute
Sefydliad Ymchwil
Mannau Cynaliadwy



SPONSORED BY THE



Ipsos MORI



The Research Council
of Norway



Center for Interdisciplinary Risk and Innovation Studies

Cite as: Steentjes, K., Pidgeon, N., Poortinga, W., Corner, A., Arnold, A., Böhm, G., Mays, C., Poumadère, M., Ruddat, M., Scheer, D., Sonnberger, M., Tvinnereim, E. (2017). European Perceptions of Climate Change: Topline findings of a survey conducted in four European countries in 2016. Cardiff: Cardiff University.

Project description



Ce rapport présente l'ensemble des résultats de l'étude Perceptions européennes du changement climatique (EPCC), portant sur les perceptions sociales du changement climatique et des choix énergétiques en Allemagne, en France, en Norvège et au Royaume-Uni. L'approche retenue est unique tant par la rigueur scientifique que par l'étendue des enjeux abordés. Les équipes de recherche de chaque pays, en lien avec un Comité consultatif international de parties-prenantes, ont conçu conjointement l'enquête transnationale. Le rapport fournit des données directement comparables, issues de l'enquête menée auprès d'échantillons nationalement représentatifs de 1 000 personnes par pays, interrogées dans leur propre langue pendant le mois de juin 2016. Les quatre pays concernés jouent un rôle majeur dans le domaine de la production énergétique. Leurs systèmes énergétiques larges et variés, tout comme leurs choix d'infrastructures et de politique climatique, seront en grande partie déterminants pour la réussite globale de la transition énergétique de l'Europe du Nord. Les différences de production d'énergie, de vulnérabilité aux impacts du changement climatique, et de contexte sociopolitique, peuvent en partie expliquer les variations entre pays dans les croyances et les perceptions sociales. Aussi, le projet a intégré une analyse sociopolitique approfondie pour fournir un ensemble de données robustes et concrètes éclairant la conception de l'enquête et accompagnant l'interprétation des résultats. Les équipes de recherche remercient le Joint Programming Initiative JPI-Climate d'avoir sélectionné le projet et l'Agence nationale de recherche (ANR) d'avoir financé partiellement l'étude en France.



Der vorliegende Bericht zum Projekt European Perceptions of Climate Change (EPCC) stellt Ergebnisse einer vergleichenden Umfrage zur Wahrnehmung des Klimawandels und der Energiewende in Vereinigtes Königreich, Deutschland, Frankreich und Norwegen vor. Das Projekt zeichnet sich durch eine länderübergreifende Vergleichbarkeit der Daten und durch den großen Umfang der erhobenen Items aus, die auf einer umfassenden wissenschaftlichen Expertise beruhen. Der Fragebogen wurde in enger Zusammenarbeit der Forscherteams aus den vier beteiligten Ländern und einem internationalen Expertenbeirat entwickelt. Für die im Juni 2016 durchgeführten, national repräsentativen Umfragen (je 1000 Befragte) wurde der Fragebogen in die vier Landersprachen übersetzt, was eine direkt vergleichbare Auswertung der Daten ermöglichte. Die ausgewählten Länder stellen vier Schlüsselakteure in der Ausrichtung der europäischen Energieversorgung dar und beeinflussen mit ihrer nationalen und internationalen Energie- und Klimapolitik maßgeblich die Erfolgsaussichten einer nachhaltigen Energieversorgung in Nord und Mittel-Europa. Unterschiede zwischen den vier Ländern in Bezug auf deren Energieproduktion, der Vulnerabilität gegenüber den Auswirkungen des Klimawandels und in den sozio-politischen Kontexten können als Erklärungen für divergierende Einstellungen zu Klimawandel und Energietransformation dienen. Aus diesem Grund wurden vor Entwicklung des Umfrageinstruments sozio-politische Profile für jedes Land erstellt, die in die Entwicklung der Items und darüber hinaus nun auch bei der Interpretation der erhobenen Daten herangezogen werden. Der besondere Dank des gesamten Projektteams gilt der europäischen JPI-Climate Initiative sowie den nationalen Fördermittelgebern für die Ermöglichung des Projektes.



Denne rapporten presenterer dei overordna funna frå prosjektet *European Perceptions of Climate Change (EPCC)* og gir innblikk i korleis innbyggjarane forstår klimaendringar og energispørsmål, og korleis dei vurderer ulike tiltak i Tyskland, Frankrike, Norge og Storbritannia. Studien er unik både i vitenskapleg stringens og i breidda av emne hantek opp. Grupper av forskarar frå kvart land, saman med eit internasjonalt rådgivande panel, har utforma den fleirnasjonale spørjeundersøkinga. Rapporten viser direkte samanliknbare spørsmål og data frå representative utval på om lag 1 000 borgarar, spurde på deira eige språk i kvart av desse europeiske landa i juni 2016. Landa i studien utgjer fire av dei viktigaste energiproducentane i Europa. Dei er viktige ikkje berre på bakgrunn av store og varierte energisystem, men også fordi avgjerder om infrastruktur og klimapolitikk i desse landa vil leggje føringar for om Nord-Europa vil klare å leggje om energisystemet sitt. Skilnader i energiproduksjon, kor utsett ein er for klimaendringar og variasjon i sosio-økonomisk kontekst kan også hjelpe til med å forklare variasjon i opinionen og folks forståing av klimaendringar. Prosjektet har derfor inkludert ein omfangsrik sosio-politisk analyse som dannar grunnlag for utforminga og tolkinga av spørjeundersøkinga. Forskargruppa takkar *JPI Climate*-programmet for å ha vald ut dette prosjektet og dei fire nasjonale forskingsråda for finansieringa.

Project team

Authors

Cardiff University, UK (Coordinator)

Nick Pidgeon, Lead Investigator - PidgeonN@cardiff.ac.uk
Wouter Poortinga - PoortingaW@cardiff.ac.uk
Katharine Steentjes - SteentjesK@cardiff.ac.uk

Climate Outreach, UK

Adam Corner - adam.corner@climateoutreach.org

Institut Symlog, France

Claire Mays - claire.mays@gmail.com
Marc Poumadère - poumadere@wanadoo.fr

Rokkan Centre for Social Studies, Norway

Endre Tvinnereim - Endre.Tvinnereim@uni.no

University of Bergen, Norway

Gisela Böhm - gisela.boehm@uib.no

University of Stuttgart, Germany

Annika Arnold - annika.arnold@ziri.us.uni-stuttgart.de
Michael Ruddat - michael.ruddat@ziri.us.uni-stuttgart.de
Dirk Scheer - dirk.scheer@ziri.us.uni-stuttgart.de
Marco Sonnberger - marco.sonnberger@ziri.us.uni-stuttgart.de

Editing & Production

Katharine Steentjes, Research Associate, Cardiff University - SteentjesK@cardiff.ac.uk
Elise de Laigue, Designer, Explore Communications - www.explorecommunications.ca

Contents

- Introduction..... 6**
- Survey design..... 7**
 - Informing the cross-national survey 7**
 - Socio-political profiles 8**
 - France: summary of key issues 8
 - Germany: summary of key issues 9
 - Norway: summary of key issues..... 10
 - UK: summary of key issues..... 11
- Methodology..... 12**
 - Translation..... 12**
 - Pilot interviews 12**
 - Procedure and respondents 12**
 - France 12
 - Germany..... 13
 - Norway..... 13
 - United Kingdom..... 13
- Findings 14**
 - Perceptions of climate change..... 14**
 - Relevance of climate change relative to other national issues 14
 - Images of climate change 15
 - Concern/ worry about climate change..... 17
 - Climate change beliefs 18
 - Psychological distance of climate change 19
 - Emotions 20
 - Scientific consensus 21
 - Science as solution 22
 - Identity and efficacy 23
 - Climate impacts 24**
 - Perceptions of energy-related issues 26**
 - Energy preferences 26
 - Trust and the energy sector..... 27
 - Objectives of energy production 28
 - Individual willingness to reduce energy use..... 29
 - Policy support 30**
 - Support for Paris Agreement and sanctions..... 33
 - Climate change & migration 34**
- Conclusions 36**
- References 38**
- Appendix I 40**
 - Characteristics of survey samples..... 40
 - Tables of topline findings..... 42
- Appendix II 58**
 - Final English survey 58
 - Final French survey 61
 - Final Norwegian survey 64
 - Final German survey 67

Introduction

This report summarises the topline findings of the European Perception of Climate Change Project (EPCC), a study that gives insights into public perceptions of climate change across four major European countries – France, Germany, Norway and the United Kingdom. Research teams from each country and an International Stakeholder Advisory Panel collaboratively designed a theoretically grounded cross-national survey, providing directly comparable data, unique in its design and complexity. This report presents the results of the EPCC survey and discusses how public perceptions of climate change are shaped in each national context.

Public attitudes to climate change and policy options have been well documented in individual European countries (Engels, Huether, Schaefer, & Held, 2013; Poumadère, Mays, Slovic, Flynn, & Johnson, 1994; Slovic et al., 2000; Spence, Venables, Pidgeon, Poortinga, & Demski, 2010; Tvinnereim & Austgulen, 2014; Tvinnereim & Ivarsflaten, 2016; Zwick, Renn, Heinßen, Sautter, & Höhle, 2002) and a few specialized international comparisons exist (Bostrom et al., 2012). Cross-national opinion polls document general opinions about climate change across different countries and continents (e.g. Clamer, 2011; Eurobarometer, 2014; Ménioux & Zumsteeg, 2012). These large-scale opinion polls have been used to derive more theoretical interpretations about predictors of climate change perceptions (Lee et al, 2015; Tranter & Booth, 2015). However, to date no detailed cross-national research on climate change and energy preferences has been designed and conducted with the theoretical foundation required to fully understand how perceptions of climate change are formed and shaped by the national context.

The survey aimed to:

- a) identify the structure of climate change perceptions in France, Germany, Norway and the United Kingdom;
- b) give insight into public engagement with climate change responses and policies, including energy generation options;
- c) identify the role of individual socio-political values and other individual level factors; and
- d) identify the role of contextual national socio-political factors in explaining public perceptions and engagement with climate change.

Survey design

Informing the cross-national survey

The EPCC project was designed to maximise the relevance of the survey results for academic and non-academic audiences. The countries involved in this project represent four key energy producing nations in Europe. They are significant not only for their large and varied energy systems, but also because policy decisions made in these countries will largely determine whether Europe can successfully transition to a low-carbon economy and energy supply-side as a whole. Differences in energy production, vulnerability to the impacts of climate change, and background socio-political contexts, may help explain variants in public beliefs and perceptions.

The project therefore involved an in-depth socio-political analysis to provide a robust and practically grounded evidence base with which to inform the design of the survey. By situating the design of the EPCC survey in stakeholder views and an analysis of the socio-political context in each participating nation, the project aims to go beyond simply documenting differences between European publics on climate change. The socio-political profile report (Arnold et al, 2016) was published through Climate Outreach in June 2016 (<http://climateoutreach.org/resources/european-perceptions>).


The EPCC survey was designed in close cooperation with an international advisory panel, with stakeholders from France, Germany, Norway and the United Kingdom. The four academic teams and the stakeholder panel held two one-day meetings ahead of the fieldwork to discuss the aims of the project (Meeting 1) and the design of the survey questions (Meeting 2). In addition, the stakeholder panel advised on the socio-political analysis and dissemination events.



The research team and the stakeholder advisory panel during the second meeting. Paris, France. October 2015.
© JPI Climate

Socio-political profiles

The key points of the socio-political profiles are summarised below:



Summary of key issues

Largely due to the fact that electricity production is mainly nuclear, France has relatively low per capita greenhouse gas emissions as compared to other European and developed nations. Legislation voted in 2015 plans to reduce France's reliance on nuclear energy from its present 75% to 50% of the overall electricity mix in 2025. Moreover, there is a target to reduce total energy consumption by 50% by 2050.

France hosted the 21st Conference of Parties on Climate Change (COP21) meeting in November and December 2015. Conference president Laurent Fabius won high esteem for leading the parties to a strong and historic agreement. The text of the agreement engages the international community to keep global warming under 2°C. After a record number of 175 parties signing the Paris Agreement on Earth Day in April 2016, successor COP21 president and Ecology Minister Ségolène Royal announced 12 decrees or decisions advancing specific mitigation actions in France. The Paris Agreement was ratified by more than 100 countries, and came into effect on 2 November 2016.

National governmental discourse recognizes and encourages France's dense network of territorial government units as a major actor achieving climate change adaptation. NGOs and civil society organisations are increasingly represented in state consultative bodies discussing measures to mitigate climate change. The French Academy of Sciences includes a very small fringe of scientists who deny climate change, which at times can gain some presence in the media.

France is culturally and historically a Catholic country. Pope Francis' June 2015 environmental encyclical calling on all religions to take action on climate change was taken note of in France. France is projected to experience more frequent and longer periods of droughts and heat waves (potentially fatal to at-risk populations – the elderly, infants, the chronically/gravely ill) and droughts. The catastrophic heat wave episode in 2003 triggered lasting awareness and a strong-willed prevention and action plan.



Summary of key issues

The history of public engagement with energy and climate change in Germany has been strongly shaped by major public protests against nuclear energy. These started in the 1970s and continued well into the 2000s, resulting in a planned nuclear phase-out, with the last nuclear reactor being decommissioned in 2022.

The level of environmental awareness is traditionally high among German citizens. In 1983, the Green Party entered the German Parliament for the first time and was part of the governing coalition between 1998 and 2005. In a 2014 survey on environmental awareness in Germany (BMUB, 2015), respondents ranked environmental protection as fifth among a list of the most important social issues currently facing Germany. Climate scepticism is not considered a serious problem in Germany. A national survey conducted in 2011 (Engels et al., 2013) reported that only 7% of respondents could be considered trend sceptics or attribution sceptics (having doubts about the reality of climate change or its anthropogenic nature), only 8% as consensus sceptics (questioning the scientific consensus on climate change) and only 5% as impact sceptics (having doubts about the seriousness of climate change).

Politically, climate and environmental issues are closely related to the intended transition of the energy system in Germany (Energiewende). This transition aims at meeting national energy demands by at least 60% of renewable energy by 2050 covering all three sectors (i.e. power, heat, mobility). However, brown and black coal are still important energy sources in Germany. The coal extraction industry not only serves as an important employer in Germany but also forms a part of regional identities.

Climate change is a prominent issue in German news coverage, occurring frequently as the main cover story in magazines and newspapers. In 1986, *Der Spiegel* – one of the main news magazines in Germany – published an edition introducing the climate catastrophe with a fictional cover picture showing the Cologne Cathedral being flooded.

According to current models, the impacts of climate change will mostly be moderate in Germany. The economy, especially agriculture in eastern Germany and those regions that depend on winter tourism, may be affected by rising temperatures.



Summary of key issues

Oil and hydroelectric power play an important role in Norwegian society, and are key providers of employment and energy to the country's five million inhabitants. While Norway's greenhouse gas emissions are close to the European average at about 11 tonnes CO₂ per capita per year, its emissions profile is unusual, with essentially zero emissions from power production but high emissions from oil and gas extraction in the North Sea.

The economic importance of fossil fuels blends with social identity and conceptions of nature to form powerful narratives around how Norway found and exploited its offshore oil and gas resources. National and international companies, the central government bureaucracy, business and labour associations and NGOs seek to influence debates over the future of fossil fuel exports versus renewable energy and climate protection. Cognitive dissonance emerges because the country seeks a climate-friendly image at home and abroad, while being unable to curb its domestic emissions and maintaining fossil fuel exports at relatively high levels.

While climate change impacts are likely to be less severe in Norway than in other parts of the world, heavier rainfall, more frequent landslides and bigger floods are likely to result. Temperatures are expected to increase by about 4.5°C (3.3–6.4°C), and precipitation by about 18% (7–23%). There will be less snow and glaciers will shrink or disappear.

Norway's most important mitigation policies are the EU emissions trading scheme, strong support for electric vehicles (and increasingly for ships), and overseas aid to reduce tropical deforestation. Unlike in countries such as the US and Australia, climate change is not seen as a left-right issue in Norway, and significant climate sceptical news outlets are absent.



Summary of key issues

The UK was the first Western nation to exploit fossil fuels extensively during the first industrial revolution. The discovery and exploitation of North Sea oil and gas in the 1970s (with most fields now declining), and an ambivalent relationship with nuclear power are key issues in relation to UK energy policy.

The UK presents itself as a champion on climate change: an overwhelming cross-party consensus on the issue in 2006 led to the world-leading Climate Change Act of 2008, which mandates legally binding emission reductions of 80% by 2050 and the formation of the Committee on Climate Change who advise government on interim carbon budgets and track progress towards these. This committee also publishes a climate risk assessment every five years: currently climate change is expected to increase the risks of severe flooding in the UK, and in the summer bring hotter and drier spells or weather. Although there are potential opportunities opened up by warmer average temperatures across the UK (e.g. for the agricultural sector) the impacts on the UK are mostly negative.

Survey research shows that the majority of the UK population believes that climate change is happening, with only a very small proportion who do not. However, academic analysis of the mainstream media has identified media scepticism to be primarily an Anglophone phenomenon, with sceptic views given more presence in the UK media than in many other comparable countries. For example, the Anglophone media made considerable play of the unauthorised release of e-mails from the University of East Anglia server in late 2009 – the so-called ‘Climategate’ affair. The UK is also the base for several think tanks who question the importance of climate change.

The UK ‘political sector’ has a history of framing nuclear power as a partial solution to climate change, while public perception research has identified a consistent preference for renewable energy among the UK public. The current conservative government, elected in 2015, has announced the phase-out of subsidies for onshore wind farms and solar systems, and continues to support the development of shale gas, North Sea oil and gas, and nuclear power. In 2015, the government received criticism from UN scientists and business analysts for ‘sending mixed signals’ with regards to their support for low-carbon technologies and solutions in the UK.

To fulfil one of his pre-election promises, David Cameron called for a referendum on whether Britain should stay in the European Union. This referendum was held on the 23rd of June 2016 (just after the administration of the EPCC survey interviews) and resulted in a 52% vote in favour of leaving the European Union.

Methodology

This study comprised four nationally representative surveys, each having a target sample of 1,000 interviews with individuals aged 15 and over. In June 2016 the international social research company, Ipsos Mori simultaneously administered the fieldwork in France, Germany, Norway and the UK on behalf of the research team. Two methods of data collection were used. In the UK, Germany and France the survey was conducted face-to-face; in Norway the survey was conducted using telephone interviews.

Translation


The translation phase was critical to ensure a high quality instrument for a cross-national survey. The survey was developed in English and subsequently double translated into German, Norwegian and French by two teams of native speakers. One translation was provided by the social research company Ipsos Mori, and the other translation was conducted independently by the national research teams. The project team then compared the two translations to identify inconsistencies. After agreement was reached, the surveys were again checked against the original English version.

Pilot interviews

Pilot interviews were carried out to test respondents' comprehension of the survey questions, check for translation issues, and identify reliability problems with answer scales. Interviews were conducted with 231 respondents in May 2016 (France n= 52; Germany n=49; Norway n= 53; UK n= 77). Based on the pilot data and feedback from the interviewers, we revisited the questions once more and produced the final versions of the four questionnaires that formed the basis for the cross-national survey (see Appendix II).

Procedure and respondents

The procedure and respondents for the four countries are described in detail below. The demographic details of each sample can be found in Appendix I.



The French survey ran on a weekly face-to-face omnibus comprising around 1,000 interviews. Interviews were conducted face-to-face at respondents' own homes using Computer-Assisted Personal Interviewing (CAPI). Fieldwork was carried out between 9 and 14 June 2016, with individuals aged 15 years and over. The average length of the interviews was 28 minutes. Respondents were asked questions on awareness of cheese brands prior to our questions on climate change and energy preferences.

The samples were drawn from across the nine Union des Annonceurs (UDA) regions¹ of France, which were subdivided into different categories of communities relative to their population sizes. Interviewers were distributed based on a cross-tabulation of UDA zones and categories of communities, and

¹ Continental France is split up into nine Union des Annonceurs (UDA) regions: Région Parisienne, Bassin Parisien Ouest, Bassin Parisien Est, Nord, Est, Ouest, Sud Est, Sud Ouest, Méditerranée.

assigned to communities within their region. The interview sites are changed every quarter through random selection. Quotas were set on age, gender, occupation, rurality and region. The final sample consisted of 1,010 interviews.



The German survey ran on a weekly face-to-face omnibus comprising around 1,000 interviews, which were conducted face-to-face at respondents' own homes using CAPI software. Fieldwork was carried out between 6 and 12 June 2016, with respondents aged 15 years and over. The average length of the interviews was 23 minutes. Respondents were asked questions on aggression in road traffic and awareness and usage of over-the-counter remedies prior to our questions on climate change and energy preferences.

The sampling frame for the omnibus survey was the German-speaking resident population aged 14 years and older living in private households; 14 year olds were removed from the sample to ensure that the samples were comparable across the four countries. A stratified random sample was drawn, with 258 sampling points being randomly selected. Quotas were set on age, gender, region and town size. The final sample consisted of 1,001 interviews.



The Norwegian survey was carried out by telephone, as face-to-face interviewing is uncommon in Norway due to the highly dispersed population. The interviews were conducted using Computer Assisted Telephone Interviewing (CATI). Fieldwork was carried out between 1 and 17 June 2016, with respondents aged 15 years and over. The average interview length was 24 minutes.

The official telephone register was used as the sampling frame for the study. The official telephone register includes all private non-anonymised numbers, with 30% of registered numbers being landline and 70% being mobile. The final sample consisted of 1,004 interviews, with 30% of the sample being landline and 70% being mobile.



The UK survey ran on a weekly face-to-face omnibus comprising around 2,000 interviews. Interviews were conducted face-to-face at respondents' own homes using CAPI software. Fieldwork was carried out between 7 and 14 June 2016, with respondents aged 15 and over. The average interview length was 22 minutes. Respondents were asked questions on stamps, the EU referendum² and pensions prior to our questions on climate change and energy preferences.

Interviews were conducted at 170-180 randomly selected Primary Sampling Units (PSUs), with a probability of selection based on their size of the resident population. Two adjacent Output Areas (OAs)³ were randomly selected from each PSU, forming the secondary sampling unit in England and Wales. Seven OAs were grouped together in Scotland and Northern Ireland. Quotas were set for each sampling unit on gender, age, working status and tenure. The CACI Acorn geo-demographic system⁴ was used to ensure different types of areas are represented in the omnibus survey. The final sample consisted of 1,033 interviews.

2 Respondents were randomly allocated to one of four questions – each of these presented some possible newspaper headlines or tweets about the referendum. Two of the questions asked respondents if based on this information they would vote in the referendum or not, and the other two asked which way they would vote.

3 Output areas (OA) were created for Census data, specifically for the output of census estimates. The OA is the lowest geographical level at which census estimates are provided: <http://webarchive.nationalarchives.gov.uk/20160105160709/http://www.ons.gov.uk/ons/guide-method/geography/beginner-s-guide/census/output-area--oas-/index.html>

4 CACI Acorn is a segmentation tool which categorises the United Kingdom's population into different demographic types.

Findings

Description of survey topics and summary of topline findings*

PERCEPTIONS OF CLIMATE CHANGE



Photo: Mark Freeth (CC BY 2.0)

Relevance of climate change relative to other national issues

At the beginning of the survey, before having mentioned climate change in any way, we asked respondents to tell us, without being given pre-formulated answer options, what they think is the most important issue facing their country in the next 20 years (see Table 1). This question gives insight into the relevance of climate change in relation to other national issues per country. The stakeholder panel advised that a measure of relative concern about climate change is essential to fully understand the importance of climate change as a national issue.

Climate change was only mentioned by 2% of respondents in the UK (in the month before the EU referendum), by 3% of the respondents in Germany, and by 6% of the respondents in France. In Norway, climate change received more attention than in the other three countries with 10% stating climate change as the most important issue for their country and 11% stating pollution/environment. With these scores climate change was the 4th most mentioned issue in Norway and Pollution/Environment the 2nd most mentioned issue.

In France unemployment dominated the responses (36%), while the refugee crisis (14%) and immigration (13%) were the most frequent responses in Germany, and immigration was the most commonly expressed concern in the UK (26%).

* See Appendix I for detailed tables.

Table 1. What would you say will be the most important issue facing [France/ Germany/ Norway/ the UK] in the next 20 years? (Question 1, unprompted responses)

France	Germany	Norway	UK
1. Unemployment (36%)	1. Refugee crisis (14%)	1. Unemployment (17%)	1. Immigration/ Immigrants/ Integration (26%)
2. Economic situation (9%)	2. Immigration (13%)	2. Pollution/ environment (11%)	2. Economic situation (11%)
3. Immigration (7%)	3. Poverty/ inequality (9%)	3. Immigration (11%)	3. National Health Service (NHS) (9%)
4. Pollution/ environment (6%)	...	4. Climate change (10%)	...
5. Climate change (6%)
...	10. Climate change (3%)

	12. Pollution/ environment (2%)		12. Pollution/ environment (2%)
			13. Climate change (2%)

Images of climate change

Participants were subsequently asked to offer the first associations they have when they hear the phrase 'climate change'. Of the 4048 respondents, 95% provided at least one word in reply to this question. Among non-empty responses, the median length was four words, with a mean of 6.6 words. Maximum response length was 174 words.

The responses were manually coded into different categories. Selected common responses are shown in Table 2. Overall, climate change was most commonly associated with various impacts, and notably weather changes, including the weather becoming wetter, hotter, or simply more extreme and unpredictable. Associations with the drivers of climate change (e.g. emission, pollution, transport) were less common. See the discussion in connection with Table 8 below for more details on what types of impacts were highlighted in each of the countries.



A stormy day, Devon, UK. February 2017.
Photo: Neil Moralee (CC BY-NC-ND 2.0)

Table 2. What first comes to mind when you hear the phrase ‘climate change’? Please tell me the words or phrases that come to mind (Question 2). Selected response categories aggregated across countries.

Rank	Category	Number of responses	Share of responses
1	GLOBAL WARMING	643	16%
2	WEATHER IS CHANGING / DIFFERENT / MORE UNPREDICTABLE	608	15%
3	WEATHER IS WETTER / STORMS / RAIN / FLOODING	518	13%
4	WEATHER IS HOTTER / WARM / DRY / HEATWAVE / DROUGHTS	506	13%
5	ICE CAPS MELTING / RISING SEA LEVELS	497	12%
6	POLLUTION	442	11%
8	SEASONS ARE TOO SIMILAR / LESS CONTRAST / DIFFERENTIATION BETWEEN SEASONS	241	6%
9	NATURAL DISASTERS	226	6%
11	THE EFFECT ON NATURE / PLANTS / WILDLIFE / ANIMALS	158	4%
13	CARBON EMISSIONS	143	4%
14	MORE NEEDS TO BE DONE/ NEEDS MORE FOCUS	116	3%
15	OZONE	115	3%
16	MAN MADE POLLUTION/ HUMAN ELEMENT	107	3%
19	I DO NOT BELIEVE IN CLIMATE CHANGE	87	2%
20	SUSTAINABLE DEVELOPMENT, TO FIND NEW GREEN SOLUTIONS, TO CHANGE OUR WAY OF LIVING, RESPECT OF THE ENVIRONMENT/ COP21	80	2%
21	A WORLD / GLOBAL ISSUE / THREATENS THE WORLD / THE PLANET	77	2%
22	USE OF TRANSPORT	76	2%
23	CONCERN / WORRY / WORRY FOR THE CHILDREN / FUTURE GENERATIONS	73	2%
24	ALTERNATIVE ENERGY / RENEWABLE	69	2%
27	CROP FAILURES / FOOD SHORTAGE / IMPACT ON FARMERS / WORLD HUNGER	62	2%

Concern/ worry about climate change

Concern about climate change is routinely asked in many other surveys (e.g. Lorenzoni & Pidgeon, 2006; Pidgeon, 2012; Tvinnereim & Fløttum, 2015) and is a construct that the research team have been tracking for several years in repeat national surveys in the UK (see e.g. Capstick, Whitmarsh, Poortinga, Pidgeon, & Upham, 2015) and in Norway (Norwegian Citizen Panel; <http://www.uib.no/en/citizen>). To facilitate translation and comparability across the four languages, the current survey measured this construct by asking respondents how worried they are (instead of how concerned they are) about climate change. People in France appeared to be most worried about climate change, with 41%* indicating they are very or extremely worried and only 5% saying they are not worried at all. People in the UK appeared to be the least worried about climate change, with only 20%* indicating they are very or extremely worried and 38% saying they are not very worried or not worried at all. In Germany and Norway 30% and 29% of respondents said that they are very or extremely worried about climate change (see Figure 1).

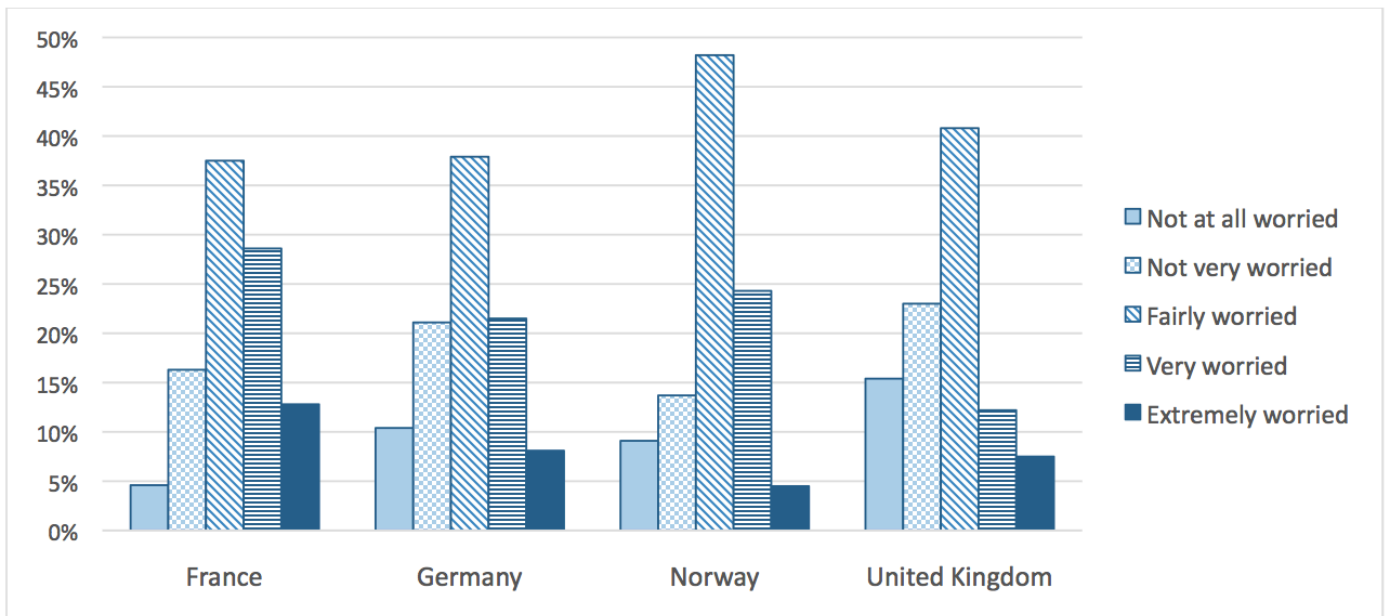


Figure 1. How worried, if at all, are you about climate change? (Question 3)



Severe flooding forces residents to evacuate by boat. Nemours, France. June 2016. Photo: GK Sens-Yonne (CC BY-ND 2.0)

* Discrepancy with table in Appendix I due to rounding

Climate change beliefs

Beliefs about the reality of climate change

Beliefs about the reality and causes of climate change are often complex, drawing upon a range of commonly circulating societal discourses, and can be separated conceptually into a variety of components (Bostrom et al., 2012; Capstick & Pidgeon, 2014; Poortinga, Spence, Whitmarsh, Capstick, & Pidgeon, 2011; Whitmarsh, 2011). There is some evidence from the US and UK that scepticism may have increased over the period 2006–2010 (Pidgeon, 2012; Smith & Leiserowitz, 2012). For the purposes of the current survey we utilized the typology developed by Rahmstorf (2004), who makes a distinction between trend sceptics, who deny there is such a thing as any upward trend in global temperatures, attribution sceptics, who accept that the world’s climate may be changing but do not think that it is caused by human activity, and impact sceptics, who agree that the world’s climate is changing as a result of human activity but do not think it will lead to substantial detrimental impacts. The survey included items to measure all three forms of climate scepticism (cf., Poortinga et al, 2011).

To measure trend scepticism, we asked respondents in all four nations whether they think climate change was happening or not (see Table 3). In all four countries, a majority (83–92%) thought that the world’s climate is changing. In Norway, only 4% of people did not think that the world’s climate is changing, while in Germany about 16% reported the same view.

Table 3. *As far as you know, do you think the world’s climate is changing or not? (Question 4)*

	Yes, I think that the world’s climate is changing	No, I do not think that the world’s climate is changing	Don’t know
France	92%	6%	2%
Germany	83%	16%	1%
Norway	93%	4%	3%
United Kingdom	86%	12%	2%

Beliefs about the causes of climate change

The belief that climate change is primarily an anthropogenic phenomenon has been shown to be related to support for climate mitigation policies. We define an ‘attribution sceptic’ as someone who argues that, while climate change may be happening, it may be primarily due to natural causes (Poortinga et al., 2011). In the current survey we measured attribution scepticism through a 5-point response scale ranging from ‘It is entirely caused by natural processes’ to ‘It is entirely caused by human activity’, with ‘Don’t know’ and ‘There is no such thing as climate change’ options also included (see Table 4).

The majority of people in the four countries think that climate change is at least partly caused by human activity (83–91%). This majority is divided about the role of natural causes of climate change: 34–55% think that human activity is the main or only cause of climate change while 34–57% think that climate change is caused by natural process and human activity. Germany (16%) and the UK (14%) have the highest number of people who are sceptical about human activity as a cause for climate change or do not believe that climate change occurs. This proportion is substantially lower in the samples from France (8%) and Germany (9%).

Table 4. Thinking about the causes of climate change, which, if any, of the following best describes your opinion? (Question 5)

Climate change is...	There is no such thing as climate change	...entirely caused by natural processes	...mainly caused by natural processes	...partly caused by natural processes and partly caused by human activity	...mainly caused by human activity	...completely caused by human activity	Don't know
France	1%	3%	5%	36%	37%	18%	1%
Germany	6%	3%	6%	34%	34%	15%	1%
Norway	<1%	3%	6%	57%	30%	4%	1%
United Kingdom	2%	3%	8%	41%	32%	11%	2%

Psychological distance of climate change

In more developed countries, climate change is often perceived as a distant (rather than proximal) threat (Lorenzoni & Pidgeon, 2006; Pidgeon, 2012). Psychological distance (Spence, Poortinga and Pidgeon, 2012) comprises geographical (a threat to people in distant or developing countries), temporal (a threat to future generations), and social (threat to people unlike me) components. This has consequences for beliefs and action. For example, Markowitz and Shariff (2012) highlight, in their review of why people struggle to categorise climate change as a moral issue, that the social distance from victims of climate change makes it easier to dismiss the moral questions surrounding a collective failure to take mitigation actions. A suggestion flowing from this is the idea that we should seek to explicitly localise climate change and its impacts for people, in order to motivate them to act. However, as Brügger, Dessai, Devine-Wright, Morton, and Pidgeon (2015) point out, such a strategy must be adopted with considerable caution, taking account of quite complex contextual, emotional and identity-related issues, as well as beliefs about climate change at both global and local levels (also Spence & Pidgeon, 2010), if it is not to be counter-productive.



Cracked ground. Ehemalige Tongrube von Mainhausen, Germany. March 2012.
Photo: onnola (CC BY-SA 2.0)

In this survey, we included several items measuring the different aspects of psychological distance, including when we might start feeling the effects of climate change (question 9), who is most threatened by climate change (question 10), and where the effects would be felt (question 11). A majority in all four countries (60–61%) indicated that “we are already feeling the effects of climate change,” and only 2–5% said that we would start feeling the effects of climate change in the next 100 years or beyond.

In Germany and the UK, half of the respondents agreed that climate change would affect people similar to themselves (Germany 48%*, UK 45%), whereas around two thirds in Norway (66%*) and France (66%) felt this was the case.

While these results show that climate change is seen as a proximate threat in that it is happening right now and to “people like me”, our survey results also highlight that most respondents hold the view that other countries will be more affected by climate change than their own country.

However, the level of agreement varies from 77% in France to 44%* in Germany. In all four countries only a minority of people disagreed that the impacts of climate change would mostly be felt in other countries (France 13%, Germany 26%, Norway 22%, and UK 22%).

Emotions

Emotions are a strong motivational force and influence people’s decisions in manifold ways (Pfister & Böhm, 2008). In the context of climate change, emotions have been found to shape both individual environmental behaviours (Harth, Leach, & Kessler, 2013) and policy support (Smith & Leiserowitz, 2012, 2014). Research also shows that it is important to distinguish between different concrete emotions such as fear or hope rather than just positive and negative feelings, because such concrete emotions have differential impacts on behaviour and preferences (Pfister & Böhm, 2008).

Four emotions were selected that have been shown to be important in the context of environmental risks (e.g. Böhm & Pfister, 2000; Böhm & Pfister, 2015): hope, fear, outrage, and guilt (question 12). Hope and fear indicate that a person focuses on potential future consequences. While hope implies that negative consequences appear avoidable or positive consequences achievable, fear anticipates exclusively negative consequences. Outrage and guilt are based on moral evaluations; outrage implying that others are seen as culprits whereas guilt results from self-blame. On the behavioural side, hope and fear trigger preferences for mitigative and adaptive actions whereas outrage and guilt are associated more with punitive actions (Böhm & Pfister, 2000; Böhm & Pfister, 2015).

The four countries show distinct patterns across these four emotions (see Table 5). In France and Germany, fear (27%, 25%) and outrage (42%, 30%) were the most frequently reported emotions, suggesting that respondents in France and Germany tend to feel that impacts of climate change cannot be avoided while ascribing blame to others rather than themselves. In the UK, respondents reported experiencing hope (20%), fear (19%) and outrage (20%) to similar degrees, reflecting a more ambivalent mix of emotional reactions to climate change.

* Discrepancy with table in Appendix I due to rounding

Table 5. Proportion of respondents indicating they feel the mentioned emotions “very much” or “quite a bit”. (Question 12)

	Hope	Fear	Outrage	Guilt
France	14%	27%	42%	15%
Germany	19%	25%	30%	14%
Norway	19%	12%	10%	8%
United Kingdom	20%	19%	20%	13%

Respondents in Norway reported relatively low frequencies across all emotions. This may indicate that they feel less affected by and involved in climate change than the other countries, but it may also reflect a cultural restraint towards the expression of emotions. The emotion that was reportedly felt the most in Norway was hope (19%), signalling a cautiously optimistic feeling towards climate change while negative emotions are not as dominant in Norway as in the other three countries. The emotion that was least frequently reported in all countries was guilt, possibly reflecting a distancing of respondents from personal responsibility for the global and collective issue of climate change.

Scientific consensus

Although the vast majority of natural scientists who study climate change agree that there is an anthropogenic component to current global warming, the evidence shows that many within the public do not perceive this consensus to exist, and the reasons for this are not entirely clear. There is now a debate in the literature as to whether belief in the scientific consensus about climate change is a necessary condition, or ‘gateway belief’, possibly underpinning greater intention to take personal action and give policy support (Lewandowsky & Oberauer, 2016; Van Der Linden, Leiserowitz, Feinberg, & Maibach, 2015).

In the survey we asked respondents to estimate what proportion of scientists agree that climate change is happening and that humans are largely causing it, on a scale ranging from 20% or less to 80% or more (see Table 6).

In Germany, only one in four people (24%) thought that a strong majority of scientists ($\geq 80\%$) agree on anthropogenic climate change. This belief in a strong scientific agreement is slightly higher in Norway, France and the UK, where 30–35% of respondents thought that the consensus lies above 80%. One fifth of the surveyed samples (18–20%) thought that there is an even divide in the scientific community about anthropogenic climate change. However, a majority of people in all four countries believed that more than 50% of scientists agree that climate change is happening and humans are largely causing it (54–64% of respondents).

Table 6. To the best of your knowledge, what proportion of scientists agree that climate change is happening and that humans are largely causing it? (Question 6)

	The vast majority of scientists agree (80% or more)	Most scientists agree (more than 50% but fewer than 80%)	As many scientists agree as disagree (50%)	Some scientists agree (more than 20% but fewer than 50%)	A small minority of scientists agree (20% or less)	Don't know
France	33%	33%	18%	7%	3%	6%
Germany	24%	30%	19%	8%	4%	13%
Norway	35%	29%	18%	4%	3%	11%
United Kingdom	30%	28%	20%	6%	5%	11%

Science as solution

One further factor that may underpin people's beliefs about climate change is the extent to which they think that science and technology hold the answer to complex environmental and social problems. Accordingly, we asked respondents if they agreed or disagreed with the statement that science and technology will eventually solve our problems with climate change (see Table 7).

In France, people were sceptical that science and technology will eventually solve our problems with climate change. More people disagreed (46%) than agreed (29%) with this idea. In Norway, it was the converse, with 56% agreeing and 28% disagreeing that science and technology will eventually solve our problems with climate change. In Germany and the UK, opinions about this were more evenly spread but respondents in the UK were slightly more optimistic about science and technology solving climate change (40% agree, 29% disagree) and respondents in Germany were more sceptical (38%) than optimistic (29%) about a solution to climate change coming from science and technology.

Table 7. To what extent do you agree or disagree with the following statement: Science and technology will eventually solve our problems with climate change⁵ (Question 25).

	Strongly disagree	Tend to disagree	Neither agree nor disagree	Tend to agree	Strongly agree	Don't know
France	20%	26%	23%	24%	5%	2%
Germany	10%	28%	27%	25%	4%	5%
Norway	10%	18%	14%	42%	14%	3%
United Kingdom	9%	20%	28%	33%	7%	3%

⁵ Respondents who previously answered that "there is no such thing as climate change" were not asked this question.

Identity and efficacy

To understand further how and why public support for national policies and energy strategies differs between the four surveyed countries, we included two questions about socio-cultural dynamics that could help to explain country differences for example in policy support.

The academic literature shows that the way people see their social group, in this case their nation, can shape how they expect this group to act (Rabinovich, Morton, Postmes, & Verplanken, 2011; Tajfel & Turner, 1979).

In other words, respondents' views on how important the environment and environmental issues are for national pride and identity could explain to what extent they support political strategies to respond to climate change.

For example, the socio-political analysis highlighted the image of Norway as being a very nature oriented and sustainable country and that Norwegians take pride in this image that their country projects. In the context of climate change perceptions of support for related policies, the value of nature within the national context can affect how people think their government should deal with environmental issues (question 32).

Our results show that 57% of the respondents from Norway agreed that being environmental friendly is an important part of being Norwegian. A similar small majority of 53% supports the relevance of the environment as part of being French. In Germany only 44% and in the UK only 45%* of our sample agreed with this statement.

Furthermore, we asked respondents about their views on how effective national action on climate change might be (question 17). A lack of feelings of efficacy has often been identified as one barrier to engagement with climate change on an individual and collective level. People often feel that their own action does not make a difference on a global level (Lorenzoni, Nicholson-Cole, & Whitmarsh, 2007). Given the interest of the EPCC survey to compare different national contexts and identify potential predictors of differences in public perceptions of climate change, we asked respondents how effective national action would be.

Survey results show that most of the respondents in France (71%*) and Norway (64%) agreed that, as a nation their country can make a difference when it comes to climate change. This belief in the efficacy of the national collective was the lowest in Germany (46%). In the UK, a small majority (58%) agreed with this statement.



View of the Svarthiller fjord. Molden, Norway. September 2011.
Photo: Birthe Johanne Finstad/Sogn og Fjordane fylkeskommune (CC BY-SA 2.0)

* Discrepancy with table in Appendix I due to rounding

CLIMATE IMPACTS



Photo: Audrey (CC BY 2.0)

Research suggests that experience with extreme weather events leads to an increased salience of climate change and greater perceived personal vulnerability (Demski, Capstick, Pidgeon, Sposato, & Spence, 2017; Howe, Boudet, Leiserowitz, & Maibach, 2014; Spence, Poortinga, Butler, & Pidgeon, 2011).

Considering the unique future vulnerabilities, and past experiences in each nation with impacts that might in the future be attributed to climate change, we wanted to understand what people think the most likely impacts are for their country and how negative or positive they perceive these impacts to be. The socio-political profiles identified the most likely impacts of climate change on Germany, France, Norway and the UK (see Section 2.2 for a summary, and Arnold et al, 2016 for the full report), and also listed past extreme weather events such as flooding (e.g. 2013/2014 in the UK, 2002 in Germany) and heat waves (e.g. 2003 in France). Accordingly, we asked in an open-ended question what respondents thought would be the most important effect of climate change on their respective country (see Table 8) and how positive or negative they think the impacts of climate change will be on their country (see Figure 2).

In all four countries, the expected national impacts of climate change were predominantly linked to weather conditions, with storms and flood being the most frequently mentioned in France (28%), Germany (31%) and the UK (27%). In Norway, the unpredictability of the weather was the most mentioned national climate change impact (27%).

Rising sea level was the third most mentioned national impact of climate change in the UK (10%) with an equal percentage mentioning sea level rise in France (11%) but lower awareness for this impact in Norway (7%) and Germany (4%).

Table 8. Climate change may affect different countries in different ways. What do you think will be the most important effect of climate change on [France/ Germany/ Norway/ the UK]?⁶ (Question 7).

France	Germany	Norway	UK
Weather will be wetter/ storms/ rain/ floods (28%)	Weather will be wetter/ storms/ rain/ floods (31%)	Weather will change/ be different/ unpredictable (27%)	Weather will be wetter/ storms/ rain/ floods (27%)
Weather will be hotter/ warm/ dry/ heatwave/ droughts (23%)	Weather will change/ be different/ unpredictable (29%)	2. Weather will be hotter/ warm/ dry/ heatwave/ droughts (25%)	Weather will change/ be different/ unpredictable (12%)
Seasonal changes/ lack of seasonal variation (11%)	Weather will be hotter/ warm/ dry/ heatwave/ droughts (24%)	3. Weather will be wetter/ storms/ rain/ floods (23%)	Rising sea/ water levels (10%)

Concerning the question of how positive or negative the impacts of climate change will be, the large majority of respondents in all four countries thought that the effects of climate change on their country will be more negative than positive or entirely negative (see Figure 2). In Germany, 26% indicated that the consequences of climate change will be entirely negative, while in Norway only 10% expressed this opinion (13% UK; 23% France). In the UK and Norway, one out of four people (25% Norway, 26% UK) believed that national climate change impacts will be neither positive nor negative; in Germany and France this view was expressed by only 14-16% of respondents (see Appendix I).

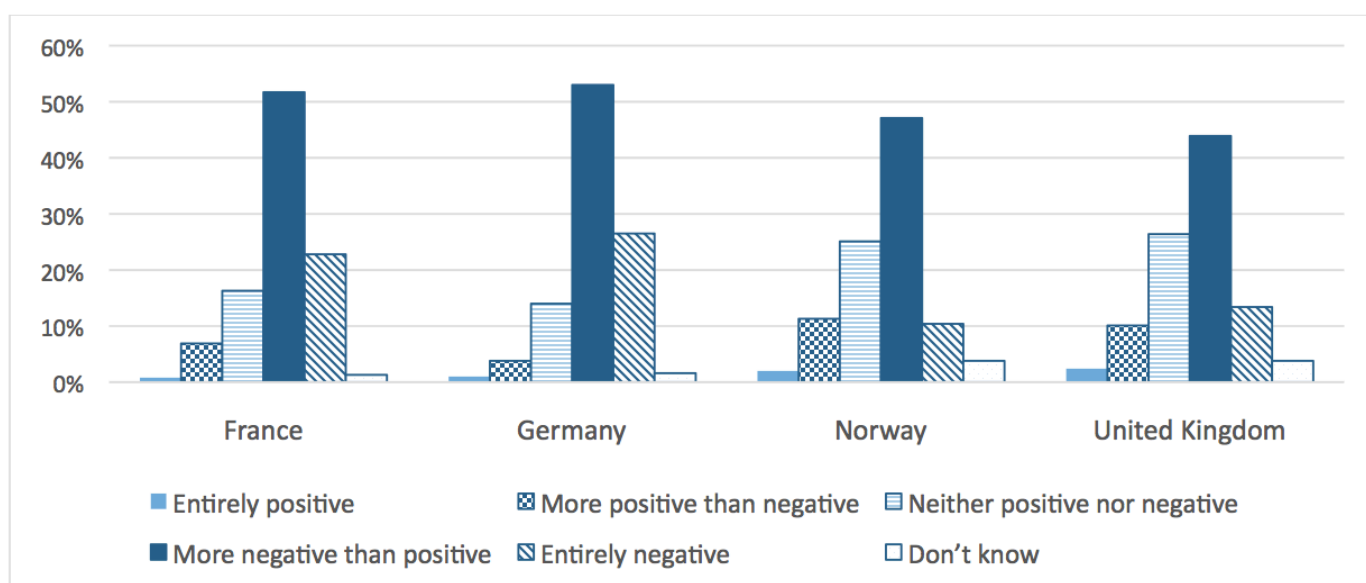


Figure 2. Overall, how positive or negative do you think the effects of climate change will be on [France/ Germany/ Norway/ the UK]? (Question 8)

6 Respondents who previously answered that “there is no such thing as climate change” were not asked this question.

PERCEPTIONS OF ENERGY-RELATED ISSUES



France, Germany, Norway and the UK are four countries with very different resources and geographical characteristics. This and their unique socio-political histories have led to very different energy-production profiles in the four countries. While nuclear power is a very important source of electricity generation in France, the UK and Germany, the latter has recently decided to phase out its nuclear power plants by 2022. Norway's own energy is mainly based on hydroelectric power while the country exports high volumes of oil and gas extracted from the North Sea (see pages 8-11).

One main objective of the EPCC project was to provide insights into public perceptions of energy sources, energy production and the links between climate change and energy strategies across these four very different national profiles.

Energy preferences

We asked respondents how positive or negative their opinion is towards a range of energy sources, irrespective of whether these are currently part of their national energy mix, including hydraulic fracturing, also known as "fracking" (see Table 8). We found that renewable energy sources, such as solar, onshore and offshore wind and hydroelectric power, are the most positively perceived methods of energy generation for Norway, France, Germany and the UK ($\geq 70\%$). Nuclear power was perceived as more negative than positive in France, Germany and Norway, but not in the UK. In the UK, 40% had positive views on nuclear power, whereas only 14-23% did in Germany, Norway and France. Hydraulic fracturing was perceived positively by only small proportions of respondents in all four countries (7% have positive views on fracking in Norway and 19% in the UK). However, a large proportion of respondents in all four countries (22-30%) had never heard of hydraulic fracturing.

Table 8. What is your general opinion about the following methods of energy generation for [France/ Germany/ Norway/ the UK]? Please indicate how positive or negative your opinion is. (Question 28)

	France <i>Mainly/ Very positive</i>	Germany <i>Mainly/ Very positive</i>	Norway <i>Mainly/ Very positive</i>	UK <i>Mainly/ Very positive</i>
Biomass	72%	58%	72%	62%
Coal	13%	22%	5%	22%
Natural gas	56%	50%	51%	52%
Hydroelectric power	78%	85%	92%	74%
Nuclear power	23%	14%	18%	40%
Oil	20%	28%	30%	30%
Sun/solar power	93%	87%	92%	82%
Onshore wind power	80%	74%	79%	70%
Offshore wind power	79%	80%	87%	74%
Hydraulic fracturing*	8%	16%	7%	19%

*relatively high number of “don’t know” responses, 22%-30%

Trust and the energy sector

A lack of trust in institutions can considerably undermine support for them and promote scepticism towards information coming from them and proposals they make for changes to future energy infrastructure in the context of climate change. This mistrust has been well documented and has been found to explain support (or opposition) for related climate change responses (Gifford, 2011; Lorenzoni et al., 2007; Lorenzoni & Pidgeon, 2006).

In the EPC survey, we asked respondents how much they trust different institutions to transform the energy sector towards cleaner forms of energy (see Figure 3). This specific question reflects who respondents think can be trusted the most to achieve this transition.

In France and Germany, local governments were trusted the most to transform the national energy system towards the use of cleaner forms of energy. In Germany, 35%* of the respondents trusted local governments quite a bit/very much, while this was true for 21%* in France. In Norway, 23%* trust their national government – the most trusted institution in that country to transform the energy sector towards cleaner forms of energy. In the UK, although the European Commission (22%*) and the national government (22%*) were most trusted, the data generally reflects high levels of distrust across all institutions.

* Discrepancy with table in Appendix I due to rounding

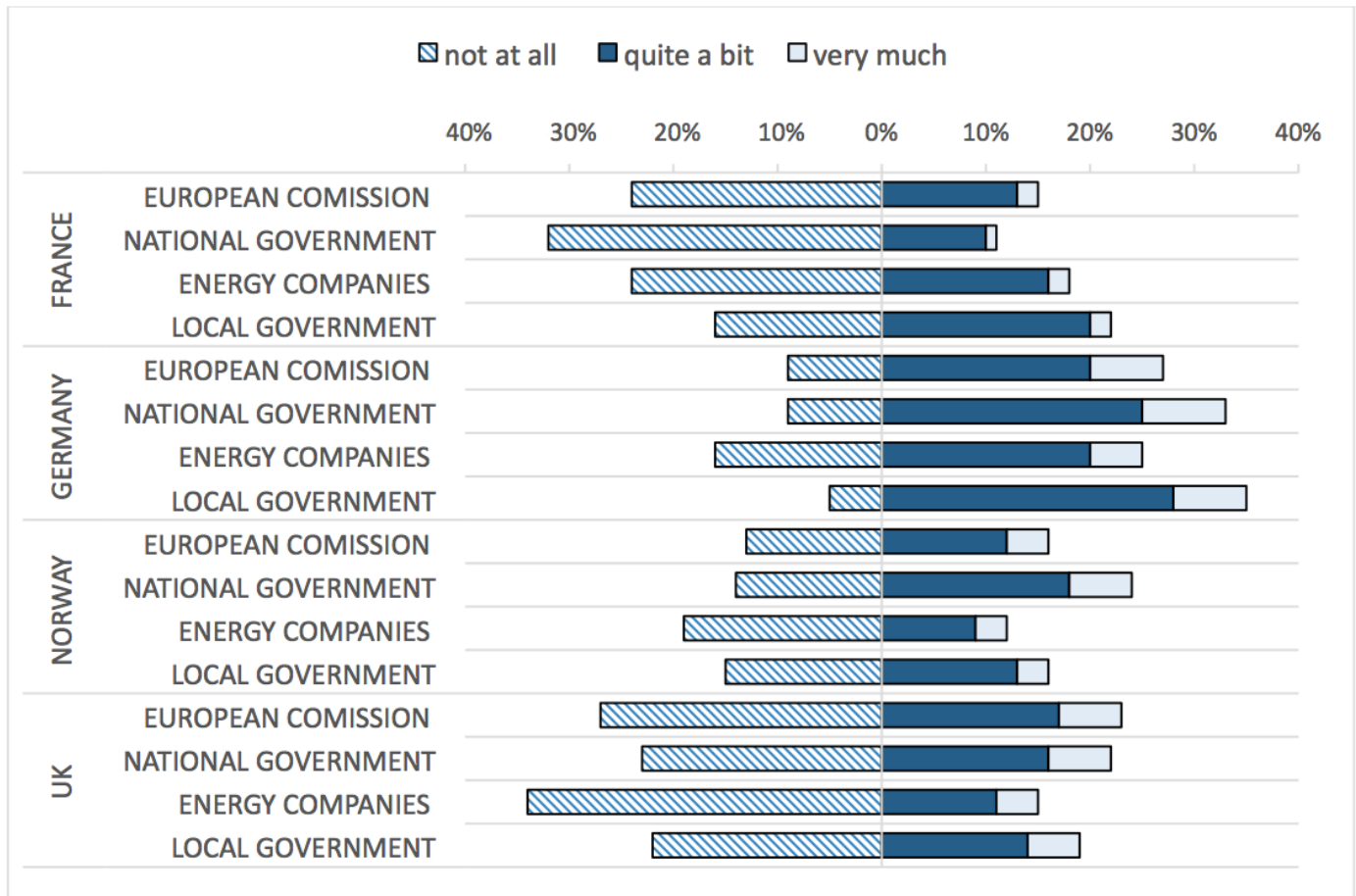


Figure 3. How much, if at all, do you trust the following institutions to transform [France's/ Germany's/Norway's/ UK's] energy system towards the use of cleaner forms of energy? (Question 30)

Objectives of energy production

To understand why people might hold certain opinions about energy sources, it was important to ask respondents in more detail about what they think the main objectives of energy production should be. These criteria for what is considered the 'golden standard' for energy production will then shed light on why people (or nations) are more positive about some energy sources than others. In light of the 'Energiewende' in Germany, this question around the criteria for energy production has been examined in detail there (Hüther, Engels, & Bopp, 2012), and our question has been designed with that research in mind. Respondents were asked to what extent they agree or disagree that energy should be produced in a way that (1) ...means the environment and climate are being protected; (2) ...provides a stable supply of energy; (3) ... does not impact negatively on economic development; (4) ...means energy is affordable; and (5) ...means we do not depend on energy imports from other countries (Question 29).

In France and Norway, respondents agreed the most strongly with the objective that energy should be produced in a way that means the environment and climate are being protected (66% France, 76% Norway). In Germany and the UK, about half of the sample strongly agreed that this was an important objective (52% Germany, 45% UK). The objective showing the highest percentage of agreement in Germany and the UK was that energy should be produced in a way that means that energy is affordable (61% Germany, 49% UK). In Norway, the criterion of providing a stable energy supply also received notable strong support (71%).

Individual willingness to reduce energy use

Individual action in response to climate change can take many different forms and the scope of this survey did not allow a wide range of individual behaviours to be measured. To contribute towards our understanding of both energy sources and use – and as a measure of personal intention to act – we asked respondents to indicate their agreement with the statement “I am prepared to greatly reduce my energy use to help tackle climate change” (Question 18).

Respondents in France indicated the highest willingness to reduce their energy consumption to help tackle climate change, with 80% agreeing and only 11%* disagreeing with the statement. In Norway, 69%* of respondents agreed with the statement, 53% in Germany, and 59% in the UK.



© merrynthomas.co.uk

* Discrepancy with table in Appendix I due to rounding

POLICY SUPPORT



© European Union 2014 – European Parliament (CC BY-NC-ND 2.0)

We presented respondents with different policy measures to address climate change, and asked them about their support or opposition for these measures. The list reflected different types of policies: policies aiming to change individual behaviour through push (e.g. banning household appliances) or pull (e.g. subsidising household insulation) regulations; subsidising renewables versus taxing fossil fuels; policies to mitigate (e.g. subsidies for renewable energy) or adapt to (e.g. prepare the country for climate change impacts), and different technological strategies for national energy production (nuclear or renewable energy sources). In addition to these measures, the stakeholder advisory panel suggested we include a policy that supports developing countries to help them deal with the impacts of climate change (see Table 9).

Table 9. To what extent do you support or oppose the following policies in [France/ Germany/ Norway/ the UK]? (Question 19)

	France		Germany		Norway		UK	
	Oppose	Support	Oppose	Support	Oppose	Support	Oppose	Support
Increasing taxes on any use of fossil fuels (such as coal, oil, diesel, petrol, gas)	54%	29%	53%	22%	35%	53%	37%	38%
Including nuclear power in the energy mix	38%	28%	55%	17%	58%	25%	23%	46%
Using public money to subsidise renewable energy such as wind and solar power	14%	76%	11%	69%	8%	88%	12%	70%
Increasing the price of electricity to reduce our consumption	74%	13%	67%	15%	56%	32%	58%	19%
Using public money to subsidise insulation of homes	13%	74%	19%	60%	21%	63%	15%	66%
A law banning the sale of household appliances that are not energy efficient	19%	65%	18%	62%	34%	49%	24%	53%
Spending public money now to prepare the country for the impacts of climate change (e.g. building flood defences)	16%	70%	12%	71%	10%	79%	7%	77%
Giving public money to developing countries to help them deal with extreme weather, such as flooding and drought	26%	56%	22%	51%	12%	79%	26%	53%

Subsidies for renewable energy received strong support in Norway, France, Germany, and the UK (69–88%). Similar high levels of support were found for subsidies for home insulation (60–74%) and adaptation policies (70–79%). Overall, more people supported than opposed banning the sale of household appliances that are not energy efficient. However, more people were opposed to the policy in Norway (34%) than in the other three countries (18–24%).

In Germany, France and the UK around half of the respondents (51–56%) expressed support for giving public money to developing countries to help them deal with extreme weather, such as flooding and drought, with 22–26% of respondents opposing the policy. In Norway, there was more support for the policy (79%) and less opposition (12%).

A policy of increasing taxes on fossil fuels received more opposition (53%, 54%) than support (22%, 29%) in Germany and France respectively. In Norway, a small majority supported the policy (53%) and about a third opposed it (35%). In the UK, there was a more equal split between people supporting (38%) and opposing (37%) the policy.

The inclusion of nuclear power into the energy mix was opposed by a majority in Germany (55%) and Norway (58%). In France, opposition to inclusion of nuclear power into the energy mix was not as strong as in these two countries, but more people expressed opposition (38%) than support (28%). In the UK, more respondents supported (46%) than opposed (23%) the inclusion of nuclear power into the energy mix.

In Germany and France, a large majority of respondents expressed opposition to increasing the price of electricity (Germany 67%, France 74%), with a slightly smaller majority opposing this policy in Norway (56%) and the UK (58%).



Construction of the ground-mounting photovoltaic system in Altötting/Oberkastl, Bavaria, Germany, July 2009.
Photo: Windwärts Energie GmbH / Photographer: Mark Mühlhaus/attenzione (CC BY-NC-ND 2.0)

Support for Paris Agreement and sanctions

In November 2015, the United Nations Framework Convention on Climate Change, 21st Conference of the Parties (COP21) in Paris led to an unprecedented agreement amongst 197 countries to keep global temperature increase “well below 2°C” and to aim for limiting the temperature increase to 1.5°C. The Paris agreement states that participating countries commit to realizing the required reductions in greenhouse gases and to reporting on their national progress in five-year periods. France, Germany, Norway and the UK all signed and ratified the accord.



Respondents were asked whether they support or oppose their country being part of this agreement (see Figure 4). Additionally we were interested in whether respondents would support or oppose sanctions for countries that refuse to be part of the agreement (question 21).

Support for an international agreement on climate change was highest in Norway (83%) and lowest in the UK (67%), with more people in the UK (24%) feeling indifferent about this agreement than in any of the other countries (7-17%). Outright opposition to an international agreement was very low across the four surveyed countries (6-8%).

Consistent with this high support for an international agreement, in all four countries a majority supported introducing high economic penalties for countries that refuse to be part of this agreement (UK 52%, Norway 52%, Germany 59%, and France 69%). However, more respondents from Norway opposed international sanctions for countries that fail to join the agreement (26%) than respondents in the other three countries (11-15%*).

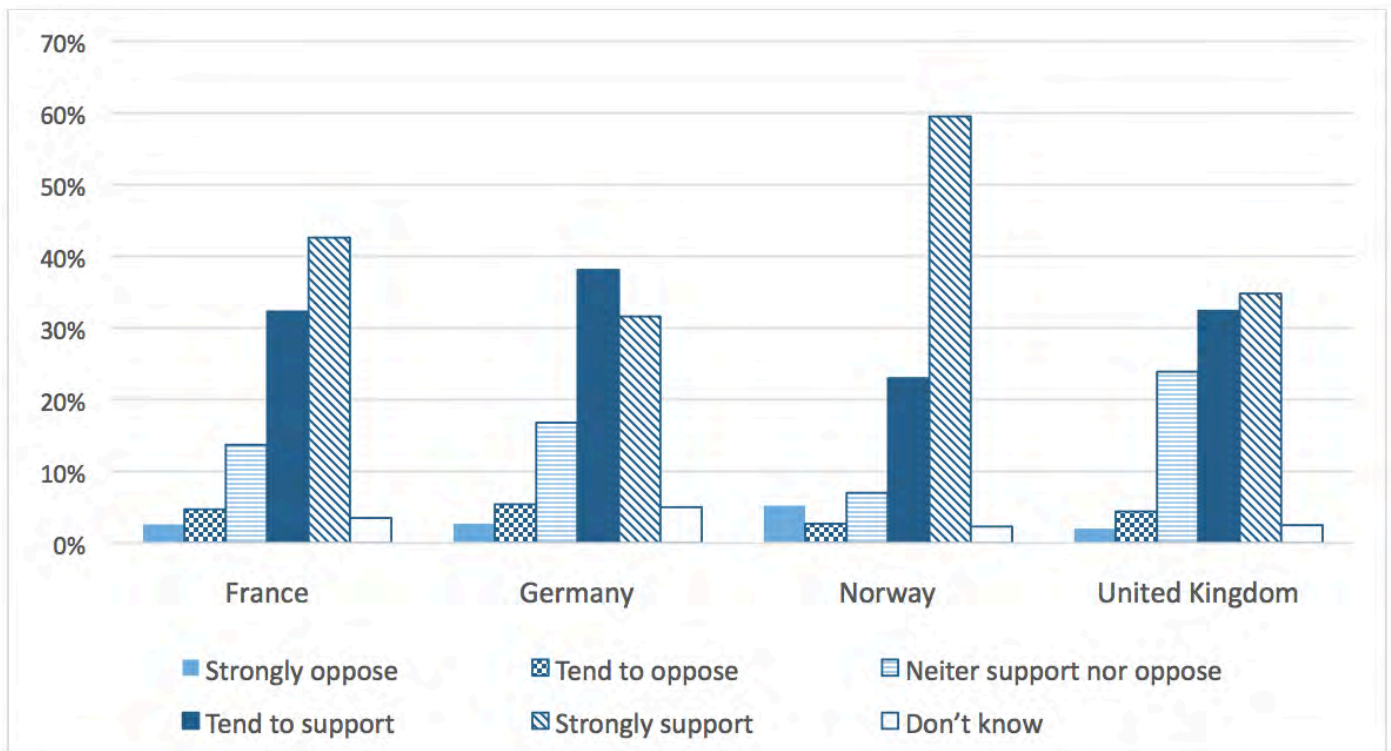


Figure 4. In Paris in December 2015, most countries agreed to an international agreement that aims to keep global temperature rises below 2 degrees. Do you support or oppose [France/ Germany/ Norway/ the UK] being part of this agreement? (Question 20)

* Discrepancy with table in Appendix I due to rounding

CLIMATE CHANGE & MIGRATION



Photo: Tarik Browne (CC BY-NC 2.0)

The most recent report of the Intergovernmental Panel on Climate Change on climate change impacts, adaptation and vulnerability (Working group II) presents migration as both a possible adaptation strategy and a potential threat to human security (Adger et al. 2014, see also Ober, 2014). With regards to the precise nature of human migration the report continues to say: “there is low confidence in quantitative projections of changes in mobility, due to its complex, multi-causal nature.” (Adger et al. 2014, p. 20).

Despite the difficulty of making precise predictions about future climate change impacts and migration patterns, many researchers, NGOs and political advisors expect more migration away from climate stressed areas, and also predict an increase in conflicts due to climate change. A report commissioned by the UK and Commonwealth Office on the risk assessment of climate change outlines potential risks of conflicts for example as a result of heat stress and food scarcity (King, Schrag, Dadi, Ye, & Ghosh, 2015; see also Battisti & Naylor, 2009).

In the midst of the so called refugee crisis, with high numbers of illegal migrants coming to Europe since 2014, some European media outlets discussed the links between climate change and current or future conflicts around the world that might lead to more migration towards Europe (e.g. FAZ, 2015⁷; the Guardian, 2016⁸; Spiegel, 2015⁹). At the same time some public figures (e.g. politician Hillary Clinton, singer Charlotte Church) were quoted to have directly linked the current conflict in Syria to climate change. In the UK, Prince Charles sparked some discussion after he said in an interview with Sky news that “there is very good evidence indeed that one of the major reasons for this horror in Syria was a drought that lasted for about five or six years”. The basis for the debate was a paper linking the increased likeliness of droughts in the region to the persistent drought in 2007–2010 that preceded the Syrian conflict (Kelley et al, 2015).

Conversely, some scholars have warned, in line with the suggestion made by the IPCC, that it is impossible to prove that climate change is indeed a cause of the conflict in Syria (Boas, 2015).

7 <http://www.faz.net/aktuell/wirtschaft/agenda/klimawandel-wird-naechste-fluechtlingswelle-hervorbringen-13922196.html>

8 <https://www.theguardian.com/environment/2016/dec/01/climate-change-trigger-unimaginable-refugee-crisis-senior-military>

9 <http://www.spiegel.de/wissenschaft/natur/fluechtlinge-klimawandel-und-wassermangel-verschaerfen-gefahr-a-1059195.html>

To respond to this current discussion, we included two questions that give insight into (a) whether respondents picked up on the links made by some media outlets between climate change, the Syrian conflict and the current European refugee crisis (question 23), and (b) whether respondents think that climate change will lead to more migration to their country in the future (question 24).

By including these two questions, we do not suggest that climate change has caused the current European refugee crisis or even contributed to it. The results will however give an indication as to whether the media discourse, sparked by public figures, has affected people’s opinion on this topic in relation to the refugee crisis specifically and/or in relation to climate change related migration more widely. A widespread belief in the association of climate change, however tenuous, with quite an emotional and politically charged issue, such as the refugee crisis, could considerably affect public perceptions of climate change and policy strategies.

The results of the survey (question 23) show that a majority in all four countries disputed any link between climate change and the current refugee crisis in Europe (54–70%), with the strongest disagreement in France (70%). In Norway and Germany, around one in four people thought that climate change is one of the causes of the high number of refugees coming to Europe (24% Germany, 28% Norway), while this opinion was supported by less respondents in France and the UK (both 16%).

Regarding migration in the future (Figure 5) in Norway, a small majority of respondents (57%) thought that climate change will lead to more migration to their country in the future. In the other three countries about one third agreed with this prognosis about future climate change migration (30–37%).

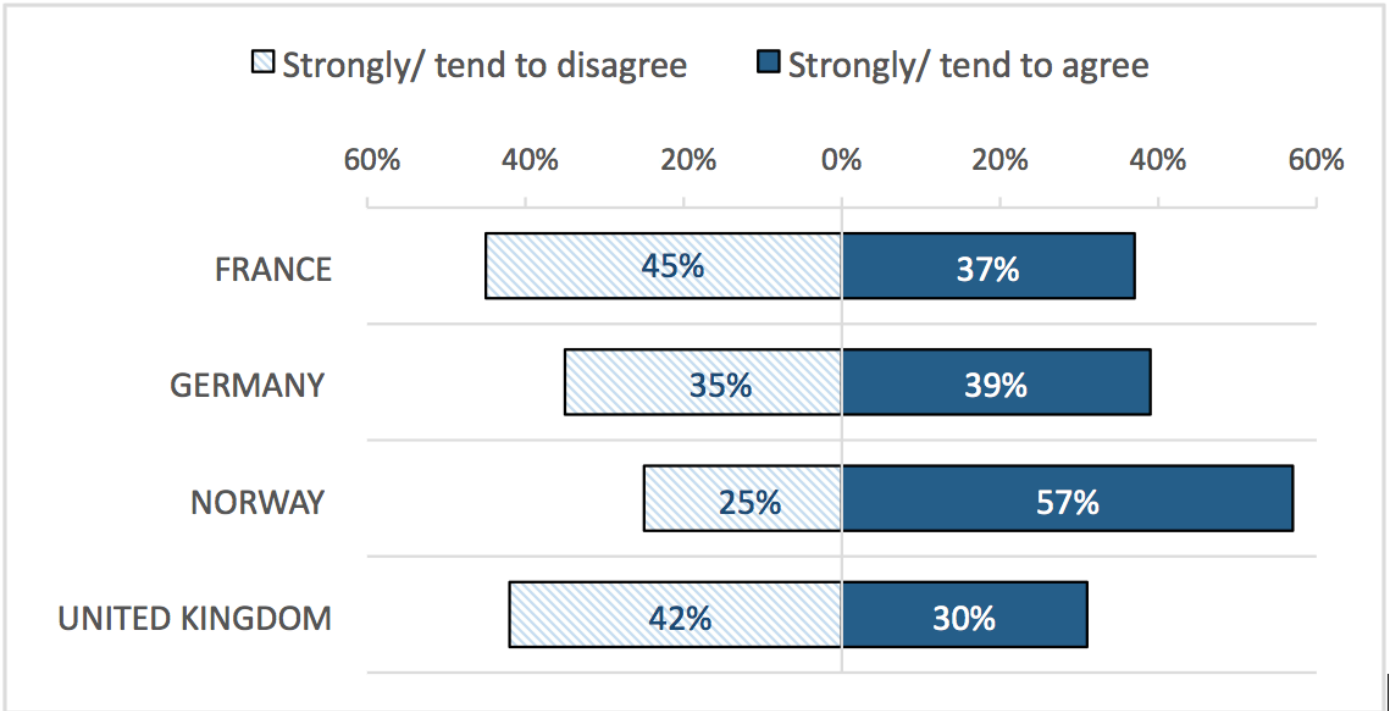


Figure 5. To what extent do you agree or disagree with the statement: Climate change will lead to more migration to [France/ Germany/ Norway/ the UK] in the future (Question 24)

Conclusions

The topline findings of the European Perception of Climate Change Project (EPCC) presented in this report give insight into public perceptions of climate change, and attitudes towards related policy responses in France, Germany, Norway and the United Kingdom.

The survey results show that climate change and environmental issues were not priority issues among the general public in France, Germany or the United Kingdom at the time of polling. Perhaps not surprisingly, recent developments around immigration, unemployment and the economic situation dominate the concerns for the respective countries (the pre-referendum campaign issues in the UK, the refugee discussion in Germany). In Norway, no specific contemporary issue was found to dominate public attention, while climate change and the environment (ranked 2nd and 4th respectively) had higher priority as national issues as compared to the other countries.

With regard to core public beliefs about climate change, the survey showed that scepticism about the reality of climate change is not very widespread in the surveyed countries (comprising at most 16% across the four samples), and that a clear majority think that climate change is at least partly caused by human activity. Based on previous media analyses (Painter & Ashe, 2012) and survey data (Poortinga et al, 2011), we had anticipated higher levels of scepticism in the UK than in either France, Germany or Norway. However, the survey results do show somewhat higher levels of scepticism in the UK, but also in Germany, as compared to both Norway and France.

Despite climate change often being perceived as a distant threat (Lorenzoni & Pidgeon, 2006; Pidgeon, 2012), the current EPCC findings indicate that it is viewed by many as an immediate threat to themselves and to people similar to themselves. However, this widespread temporal and social closeness to climate change appears to exist in parallel with a prevalent view that climate change will mostly affect other countries. Consistent with earlier studies, our results also indicate that while most people in all four countries are to some extent worried about climate change, very few express high levels of worry.

This moderate level of concern about climate change, together with the widespread view that climate change is a relatively close threat that is nonetheless likely to be worse for others, paints a picture of informed but not alarmed European publics. However, we also find that, consistent with research from the US and elsewhere, many people in our samples do not recognise the very high degree of consensus that currently exists within the scientific community regarding the reality of climate change.

The EPCC survey further provides key insights into public attitudes towards energy solutions across Norway, Germany, France and the UK. Our data shows that renewable energy sources, such as solar power, hydropower, biomass and onshore and offshore wind power, are viewed very positively in all four countries, while oil and in particular coal were perceived least positively. Opinions about nuclear power were more differentiated across the four countries, with more positive opinions in the UK as compared to Germany, Norway and even France. Our question about hydraulic fracturing (fracking)

revealed a consistent pattern across all countries: a relatively high number of respondents were unable to express an opinion on the issue, and, of those who did, fewer than 20% were positive about this approach to energy generation.

The survey results show strong support in all four countries for policies to address climate change or to deal with its effects, including subsidies for renewable energy sources or home insulation, and spending money on national adaptation strategies. Similarly, high levels of support were found for the 2015 Paris Agreement, as well as for sanctions for countries that refuse to be part of this international climate change agreement. Slightly lower levels of support were found for giving money to developing countries to help them deal with the impacts of climate change and for a ban on inefficient household appliances.

There were some noticeable differences across the four EPCC countries regarding support for the inclusion of nuclear power into the energy mix and a fossil fuel tax. While a fossil fuel tax was met with more opposition than support in France and Germany, the opposite was true for Norway. Views on such a tax were more evenly divided in the UK sample. With regard to the inclusion of nuclear power into the energy mix, high levels of opposition were found in both Norway and Germany. In contrast, twice as many people supported than opposed this in the UK sample, while in France, despite its current reliance on nuclear power, there is somewhat more opposition than support. Finally, majorities in all countries disagreed with the idea of increasing the price of electricity to reduce our consumption.

Set against these various preferences for policy measures, there were clear differences in the extent to which the different samples placed trust in various actors to transform the energy system. Institutional trust was higher in both Germany and Norway as compared to the UK and France.

The survey also asked two questions probing respondents' views on climate change and migration. While in all four countries a majority disputed any link between climate change and the 2016 refugee crisis in Europe, about one third of respondents (and one half in Norway) did think that climate change will lead to more migration to their own country in the future.

How to engage varied publics across Europe with the pressing issue of climate change remains an important research topic and policy goal. This report has presented the main descriptive findings of the EPCC survey, conducted in France, Germany, Norway and the United Kingdom in the summer of 2016. The survey provides baseline and comparative data that should help researchers and policymakers understand the structure of current attitudes to climate change in the countries surveyed, and through this to facilitate engagement and a closer dialogue on climate change issues between European citizens and climate scientists, businesses, governments, and representatives of the non-governmental sector respectively.

References

- Adger, W.N., J.M. Pulhin, J. Barnett, G.D. Dabelko, G.K. Hovelsrud, M. Levy, Ú. Oswald Spring, and C.H. Vogel (2014). Human security. In: Climate Change 2014: Impacts, Adaptation, and Vulnerability. Part A: Global and Sectoral Aspects. Contribution of Working Group II to the Fifth Assessment Report of the Intergovernmental Panel on Climate Change. Cambridge University Press, Cambridge, United Kingdom and New York, NY, USA, pp. 755–791.
- Arnold, A., Böhm, G., Corner, A., Mays, C., Pidgeon, N., Poortinga, W., Poumadère, M., Scheer, D., Sonnberger, M., Steentjes, K., & Tvinnereim, E. (2016). European Perceptions of Climate Change. Socio-political profiles to inform a cross-national survey in France, Germany, Norway and the UK. Oxford: Climate Outreach.
- Battisti, D. S., & Naylor, R. L. (2009). Historical warnings of future food insecurity with unprecedented seasonal heat. *Science*, 323(5911), 240–244.
- Boas, I. (2015). Climate change and migration: The case of Syria. from https://ec.europa.eu/research/conferences/2016/migration-challenge/pdf/migration_conf-i_boas.pdf
- Böhm, G., & Pfister, H.-R. (2000). Action tendencies and characteristics of environmental risks. *Acta Psychologica*, 104(3), 317–337. doi: [http://dx.doi.org/10.1016/s0001-6918\(00\)00035-4](http://dx.doi.org/10.1016/s0001-6918(00)00035-4)
- Böhm, G., & Pfister, H. (2015). The perceiver's social role and a risk's causal structure as determinants of environmental risk evaluation. *Journal of Risk Research*. doi: <http://dx.doi.org/10.1080/13669877.2015.1118148>
- Bostrom, A., O'Connor, R. E., Böhm, G., Hanss, D., Bodi, O., Ekström, F., Halder, P., Jeschke, S., Mack, B., Qu, M., Rosentrater, L., Sandve, A., & Sælensminde, I. (2012). Causal thinking and support for climate change policies: International survey findings. *Global Environmental Change*, 22(1), 210–222. doi: <http://dx.doi.org/10.1016/j.gloenvcha.2011.09.012>
- Brügger, A., Dessai, S., Devine-Wright, P., Morton, T. A., & Pidgeon, N. F. (2015). Psychological responses to the proximity of climate change. *Nature Climate Change*, 5, 1031–1037.
- BMUB (2015). Naturbewusstsein 2015 – Bevölkerungsumfrage zu Natur und biologischer Vielfalt. Berlin/Bonn: BMU/BfN.
- Capstick, S., Whitmarsh, L., Poortinga, W., Pidgeon, N., & Upham, P. (2015). International trends in public perceptions of climate change over the past quarter century. *Wiley Interdisciplinary Reviews: Climate Change*, 6(1), 35–61. doi: <http://dx.doi.org/10.1002/wcc.321>
- Capstick, S. B., & Pidgeon, N. F. (2014). What is climate change scepticism? Examination of the concept using a mixed methods study of the UK public. *Global Environmental Change*, 24, 389–401.
- Clamer. (2011). Clamer Climate Change & European Marine Exosystem Research: Centre for Environment, Fisheries & Aquaculture Science.
- Demski, C., Capstick, S., Pidgeon, N., Sposato, R. G., & Spence, A. (2017). Experience of extreme weather affects climate change mitigation and adaptation responses. *Climatic Change*, 140(2), 149–164. doi: <http://dx.doi.org/10.1007/s10584-016-1837-4>
- Engels, A., Huether, O., Schaefer, M., & Held, H. (2013). Public climate-change skepticism, energy preferences and political participation. *Global Environmental Change*, 23(5), 1018–1027.
- Eurobarometer. (2014). Special Eurobarometer 409: Climate Change Report (E. Commission Ed.): European Commission: Directorate-General for Climate Action (DG CLIMA).
- Gifford, R. (2011). The dragons of inaction: Psychological barriers that limit climate change mitigation and adaptation. *American Psychologist*, 66(4), 290–302.
- Harth, N. S., Leach, C. W., & Kessler, T. (2013). Guilt, anger, and pride about in-group environmental behaviour: Different emotions predict distinct intentions. *Journal of Environmental Psychology*, 34, 18–26.
- Howe, P. D., Boudet, H., Leiserowitz, A., & Maibach, E. W. (2014). Mapping the shadow of experience of extreme weather events. *Climatic Change*, 127(2), 381–389. doi: <http://dx.doi.org/10.1007/s10584-014-1253-6>
- Hüther, Otto/Engels, Anita/Bopp, Felix (2012). Kernergebnisse einer repräsentativen Bevölkerungsbefragung zu Klimawandel und Energiepräferenzen, in: Engels, Anita(ed.), Global Transformations towards a Low Carbon Society, 7 (Working Paper Series), Hamburg: University of Hamburg/KlimaCampus
- King, D., Schrag, D., Dadi, Z., Ye, Q., & Ghosh, A. (2015). *Climate Change: A Risk Assessment*. Cambridge: Cambridge Centre for Science and Policy.
- Lee, T. M., Markowitz, E. M., Howe, P. D., Ko, C.-Y., & Leiserowitz, A. A. (2015). Predictors of public climate change awareness and risk perception around the world. *Nature Climate Change*, 5(11), 1014–1020.

- Lewandowsky, S., & Oberauer, K. (2016). Motivated rejection of science. *Current Directions in Psychological Science*, 25(4), 217-222.
- Lorenzoni, I., Nicholson-Cole, S., & Whitmarsh, L. (2007). Barriers perceived to engaging with climate change among the UK public and their policy implications. *Global Environmental Change*, 17(3-4), 445-459. doi: <http://dx.doi.org/10.1016/j.gloenvcha.2007.01.004>
- Lorenzoni, I., & Pidgeon, N. F. (2006). Public views on climate change: European and USA perspectives. *Climatic Change*, 77(1), 73-95.
- Markowitz, E. M., & Shariff, A. F. (2012). Climate change and moral judgement. *Nature Climate Change*, 2(4), 243-247.
- Ménioux, J., & Zumsteeg, S. (2012). Individual perceptions of climate risks: SURVEY AXA: IPSOS.
- Ober, K. (2014): How the IPCC views migration. An assessment of migration in the IPCC AR5, TransRe Fact Sheet No. 1, Department of Geography, University of Bonn, Bonn.
- Painter, J., & Ashe, T. (2012). Cross-national comparison of the presence of climate scepticism in the print media in six countries, 2007-10. *Environmental Research Letters*, 7(4), 044005.
- Pfister, H.-R., & Böhm, G. (2008). The multiplicity of emotions: A framework of emotional functions in decision making. *Judgment and Decision Making*, 3(1), 5.
- Pidgeon, N. (2012). Public understanding of, and attitudes to, climate change: UK and international perspectives and policy. *Climate Policy*, 12(sup01), S85-S106.
- Poortinga, W., Spence, A., Whitmarsh, L., Capstick, S., & Pidgeon, N. F. (2011). Uncertain climate: An investigation into public scepticism about anthropogenic climate change. *Global Environmental Change*, 21(3), 1015-1024.
- Poumadère, M., Mays, C., Slovic, P., Flynn, J., & Johnson, S. (1994). What lies behind public acceptance? Vienne: International Atomic Energy Agency. *Proceedings from the International conference on the nuclear power option*.
- Rabinovich, A., Morton, T. A., Postmes, T., & Verplanken, B. (2011). Collective self and individual choice: The effects of inter-group comparative context on environmental values and behaviour. *British Journal of Social Psychology*, 51 (4), 551-569. doi: <http://dx.doi.org/10.1111/j.2044-8309.2011.02022.x>
- Rahmstorf, S. (2004). The Climate Sceptics. Potsdam Institute for Climate Impact Research, Potsdam. (accessed 05.10.10) In: http://www.pik-potsdam.de/~stefan/Publications/Other/rahmstorf_climate_sceptics_2004.pdf.
- Slovic, P., Flynn, J., Mertz, C. K., Poumadère, M., & Mays, C. (2000) "Nuclear and the public: A comparative study of risk perception in France and the United States". In: *Cross-cultural risk perception: A survey of empirical studies*, O. Renn & B. Rohrman (eds). Amsterdam: Kluwer Academic Press.
- Smith, N., & Leiserowitz, A. (2012). The rise of global warming skepticism: Exploring affective image associations in the United States over time. *Risk Analysis*, 32(6), 1021-1032.
- Smith, N., & Leiserowitz, A. (2014). The role of emotion in global warming policy support and opposition. *Risk Analysis*, 34(5), 937-948.
- Spence, A., & Pidgeon, N. (2010). Framing and communicating climate change: The effects of distance and outcome frame manipulations. *Global Environmental Change*, 20(4), 656-667.
- Spence, A., Poortinga, W., Butler, C., & Pidgeon, N. F. (2011). Perceptions of climate change and willingness to save energy related to flood experience. *Nature Climate Change*, 1(1), 46-49.
- Spence, A., Poortinga, W., & Pidgeon, N. (2012). The Psychological Distance of Climate Change. *Risk Analysis*, 32: 957-972.
- Spence, A., Venables, D., Pidgeon, N., Poortinga, W., & Demski, C. (2010). Public Perceptions of Climate Change and Energy Futures in Britain: Summary Findings of a Survey Conducted in January-March 2010 Understanding Risk Working Paper 10-01. Cardiff: School of Psychology.
- Tajfel, H., & Turner, J. C. (1979). An integrative theory of intergroup conflict. *The Social Psychology of Intergroup Relations*, 33(47), 74.
- Tranter, B., & Booth, K. (2015). Scepticism in a changing climate: a cross-national study. *Global Environmental Change: Human and Policy Dimensions*, 33, 154-164.
- Tvinnereim, E., & Austgulen, M. H. (2014). Når det snakkes om klima, bør vi se oljearbeideren i rommet In E. Eide, E. D., S. Gloppen, & e. al. (Eds.), *Klima, medier og politikk*: Abstrakt Forlag
- Tvinnereim, E., & Fløttum, K. (2015). Explaining topic prevalence in answers to open-ended survey questions about climate change. *Nature Climate Change*, 5(8), 744-747.
- Tvinnereim, E., & Ivarsflaten, E. (2016). Fossil fuels, employment, and support for climate policies. *Energy Policy*, 96, 364-371. doi: <http://dx.doi.org/10.1016/j.enpol.2016.05.052>
- Van der Linden, S., Leiserowitz, A. A., Feinberg, G. D., & Maibach, E. W. (2015). The scientific consensus on climate change as a gateway belief: Experimental evidence. *PLoS one*, 10(2), e0118489.
- Whitmarsh, L. (2011). Scepticism and uncertainty about climate change: Dimensions, determinants and change over time. *Global Environmental Change*, 21(2), 690-700.
- Zwick, M. M., Renn, O., Heinßen, M., Sautter, A., & Höhle, E. (2002). Perception and evaluation of risks: findings of the "Baden-Württemberg risk survey 2001".

Appendix I

Characteristics of survey samples

Sample characteristics show unweighted demographic information relevant for the national context.

France: n=1010

Gender	Male	47%
	Female	53%
Age	15-24	13%
	25-34	16%
	35-44	16%
	45-54	17%
	55-64	16%
	65+	21%
Social grade	Managerial	14%
	Clerical employee	29%
	Manual employee	19%
	Self employed	6%
	Retired	26%
	Inactive	6%

Monthly income Euros	Up to 1 000	8%
	1 000-1 400	15%
	1 400-2 300	28%
	2 300 and over	37%
	Refused	11%
Education	No diploma	12%
	Diploma under A-level	39%
	A levels	18%
	Higher education	32%

Germany: n=1001

Gender	Male	47%
	Female	54%
Age	15-24	11%
	25-34	13%
	35-44	15%
	45-54	23%
	55-64	16%
	65+	24%
Social grade	A	17%
	B	28%
	C1	44%
	C2	9%
	DE	3%

Working status	Working full time	46%
	Working part time	11%
	Looking after house/ children	5%
	Student	3%
	Still at school	4%
	Seeking work	4%
	retired	27%
Monthly income Euros	Up to 1 500	19%
	1 500 – 2 250	26%
	2 250 – 3 000	28%
	3 000 and over	27%
Education	Sec no comp	5%
	Sec comp training	36%
	Sec. gramm no diploma	42%
	Se. gramm diploma	10%
	Uni/ further degree	8%

Norway: n=1004

Gender	Male	53%
	Female	47%
Age	15-24	16%
	25-34	15%
	35-44	17%
	45-54	17%
	55-64	13%
	65+	21%
Education	Primary school	4%
	Secondary no A level	9%
	Secondary A level	34%
	Uni/ further	53%

Working status	Working full time	52%
	Working part time	10%
	Looking after house/ children	1%
	Student	6%
	Still at school	4%
	Seeking work	2%
	Retired	20%
	Long term illness or disability	3%
	Not in work for other reasons	2%
Annual income	Below 500 000	21%
	500 000 – 799 000	21%
	800 000 or more	42%
	Refused	5%
	Don't know	11%

United Kingdom: n=1033

Gender	Male	54%
	Female	46%
Age	15-24	16%
	25-34	13%
	35-44	14%
	45-54	15%
	55-64	16%
	65+	27%
Social grade	AB	25%
	C1	32%
	C2	19%
	D	15%
	E	10%
Education	GCSE O- level	30%
	A level or equivalent	18%
	Uni or further	29%
	No formal qualifications	15%
	Still studying	1%
	Other	6%

Working status	Working full time	36%
	Working part time	16%
	Looking after house/ children	5%
	Student	7%
	Still at school	1%
	Seeking work	2%
	Retired	30%
	Long term illness or disability	4%
	Not in work for other reasons	3%
Annual income	Up to 9 499	10%
	9 500 – 17 499	15%
	17 500 – 24 999	8%
	25 000 plus	34%
	Missing	34%

Tables of topline findings

All the national data was weighted to ensure that the achieved sample was representative of the national adult populations. The sample was based on:

- **UK:** The data was weighted by age, gender, working status, and region to ensure that the achieved sample was representative of the UK population. The most recent ONS data was used.
- **France:** Interlocked weights were applied on gender within age, social grade, size of settlement, and region. The data source was the 2011 French national statistics institute (INSEE).
- **Germany:** Interlocked weights were applied on gender within age, federal state within size of town, and size of household. The source of the data was Media Analyse daily press data from September 2015.
- **Norway:** Interlocked weights were applied by age within gender within region. The data source was Statistisk sentralbyrå (SSB – the centre for national statistics) from 2015.

Reported results for national samples (at a sample size of 1,000) are accurate to within ± 2 to 3% (95% confidence intervals). Results may not always sum up to 100% due to rounding or missing data due to refusal.

Question 1: What would you say will be the most important issue facing [France/ Germany/ Norway/ the UK] in the next 20 years?

	France	Germany	Norway	UK
Immigration/Immigrants/Integration	7%	13%	11%	26%
Economic situation	9%	2%	9%	11%
Unemployment/ Factory Closure/ lack of industry	36%	3%	17%	6%
Refugee crisis	2%	14%	3%	1%
Poverty/ inequality	4%	9%	1%	3%
Aging population/ social care for elderly	<1%	9%	2%	1%
Defence/ Foreign affairs/ International terrorism	5%	4%	2%	4%
Climate Change	6%	3%	10%	2%
Pollution/ Environment	6%	2%	11%	2%
Petrol prices/ fuel/ oil prices	<1%	<1%	3%	<1%
Transport/ public transport	<1%	<1%	1%	<1%
National health service/ hospitals/ health care	<1%	3%	2%	9%
Pension/ social security/ benefits	2%	9%	<1%	<1%
Education/Schools	2%	<1%	<1%	3%
Housing	<1%	<1%	<1%	5%
Low Pay/ minimum wage/ fair wages	2%	2%	<1%	2%
Common market/ Europe/ Euro	<1%	1%	<1%	6%
Population levels/ overpopulation	<1%	3%	<1%	4%
Crime/ Law & order/ violence. Vandalism/ ASB	3%	9%	<1%	<1%
Inflation/ prices	1%	<1%	<1%	<1%
Morality/ individual behaviour/ lifestyle	2%	1%	<1%	<1%
Public deficit	1%	<1%	<1%	<1%
Nationalism	<1%	2%	<1%	<1%
Xenophobia	<1%	2%	<1%	<1%

Question 2 was an open-ended question and can therefore not be displayed in this format (see page 16).

Question 3: How worried, if at all, are you about climate change?

	Not at all worried	Not very worried	Fairly worried	Very worried	Extremely worried	Don't know
France	5%	16%	37%	29%	13%	<1%
Germany	10%	21%	38%	22%	8%	1%
Norway	9%	14%	48%	24%	5%	<1%
United Kingdom	15%	23%	41%	12%	7%	1%

Question 4: As far as you know, do you think the world's climate is changing or not?

	Yes, I think that the world's climate is changing	No, I do not think that the world's climate is changing	Don't know
France	92%	6%	2%
Germany	83%	16%	1%
Norway	93%	4%	3%
United Kingdom	86%	12%	2%

Question 5: Thinking about the causes of climate change, which, if any, of the following best describes your opinion?

Climate change is...	There is no such thing as climate change	...entirely caused by natural processes	...mainly caused by natural processes	...partly caused by natural processes and partly caused by human activity	...mainly caused by human activity	...completely caused by human activity	Don't know
France	1%	3%	5%	36%	37%	18%	1%
Germany	6%	3%	6%	34%	34%	15%	1%
Norway	<1%	3%	6%	57%	30%	4%	1%
United Kingdom	2%	3%	8%	41%	32%	11%	2%

Question 6: To the best of your knowledge, what proportion of scientists agree that climate change is happening and that humans are largely causing it?

	The vast majority of scientists agree (80% or more)	Most scientists agree (more than 50% but fewer than 80%)	As many scientist agree as disagree (50%)	Some scientists agree (more than 20% but fewer than 50%)	A small minority of scientists agree (20% or less)	Don't know
France	33%	33%	18%	7%	3%	6%
Germany	24%	30%	19%	8%	4%	13%
Norway	35%	29%	18%	4%	3%	11%
United Kingdom	30%	28%	20%	6%	5%	11%

Question 7: Climate change may affect different countries in different ways. What do you think will be the most important effect of climate change on [France/ Germany/ Norway/ the UK]?*

	France	Germany	Norway	UK
Alternative energy/ renewable fuel sources	<1%	1%	<1%	<1%
Crop failures/ food shortage/ impacts on farms/ farmers	5%	6%	4%	5%
Deforestation/ lack of greenery	<1%	2%	1%	<1%
Increase in food prices	<1%	1%	-	<1%
Pollution	6%	2%	5%	3%
Rising sea/ water levels	11%	4%	7%	10%
Seasonal changes/ lack of seasonal variation	11%	8%	13%	5%
Weather will be colder/ heavy freezes/ snow ice	2%	1%	5%	4%
Weather will be hotter/ warm/ dry/ heatwave/ droughts	23%	24%	25%	7%
Weather will be windier/ . gales/ hurricanes	3%	15%	5%	<1%
Weather will be wetter/ storms/ rain/ floods	28%	31%	23%	27%
Weather will change/ be different/ unpredictable	8%	29%	27%	12%
Wildlife habitats being destroyed	1%	1%	<1%	<1%
Land erosion/ less land/ coastal erosion	2%	<1%	<1%	4%
Finance/ economy/ inflation/ price/ tax rises	1%	-	1%	1%
Migration/ immigration/ displacement of people/ over population	2%	-	3%	1%
Shortage of water/ water wars	-	-	-	1%
Water/ water levels/ water management	<1%	-	1%	1%
Nature/ flora and fauna/ animals/ fish/ wildlife	-	-	7%	2%
Humans/ quality of life/ social issues/ jobs/ health/ disease	2%	-	2%	2%
The gulf/ jet stream	-	-	2%	1%
North pole/ melting of ice caps/ sea will warm up	-	-	6%	1%
The environment/ habitat changes/ buildings/ infrastructure	<1%	-	2%	1%
Vehicles/ cars/ traffic	-	-	4%	1%
Use of fossil fuels	-	-	2%	<1%
Effects on trade	-	-	1%	<1%
Temperature/ changes in temperature	-	-	4%	1%
Energy/ power	-	-	1%	<1%
Natural disasters	3%	-	5%	-
Economical problems	-	-	<1%	-
No effect	1%	<1%	1%	1%
Don't know	9%	9%	14%	21%

* Respondents who previously answered that “there is no such thing as climate change” were not asked this question.

Question 8: Overall, how positive or negative do you think the effects of climate change will be on [the UK/France/Germany/Norway]?¹⁰

	Entirely positive	More positive than negative	Neither positive nor negative	More negative than positive	Entirely negative	Don't know
France	1%	7%	16%	52%	23%	1%
Germany	1%	4%	14%	53%	26%	2%
Norway	2%	11%	25%	47%	10%	4%
United Kingdom	2%	10%	26%	44%	13%	4%

Question 9: When, if at all, do you think [France/ Germany/ Norway/ the UK] will start feeling the effects of climate change?

	We are already feeling the effects	In the next 10 years	In the next 25 years	In the next 50 years	In the next 100 years	Beyond the next 100 years	Never	Don't know
France	61%	16%	10%	7%	1%	1%	1%	2%
Germany	60%	11%	11%	5%	3%	1%	5%	3%
Norway	60%	13%	9%	8%	3%	2%	1%	<1%
United Kingdom	61%	12%	11%	6%	3%	2%	3%	4%

Question 10: Climate change is likely to have a big impact on people like me.¹¹

	Strongly disagree	Tend to disagree	Neither agree nor disagree	Tend to agree	Strongly agree	Don't know
France	5%	13%	15%	42%	24%	<1%
Germany	7%	18%	23%	35%	14%	3%
Norway	6%	15%	12%	42%	23%	1%
United Kingdom	7%	22%	24%	30%	15%	2%

Question 11: The impacts of climate change are mostly going to be felt in other countries.¹²

	Strongly disagree	Tend to disagree	Neither agree nor disagree	Tend to agree	Strongly agree	Don't know
France	5%	8%	9%	35%	42%	<1%
Germany	4%	22%	27%	34%	11%	2%
Norway	10%	12%	9%	28%	38%	3%
United Kingdom	8%	17%	21%	36%	15%	3%

10 Respondents who previously answered that “there is no such thing as climate change” were not asked this question.

11 Respondents who previously answered that “there is no such thing as climate change” were not asked this question.

12 Respondents who previously answered that “there is no such thing as climate change” were not asked this question.

Question 12: Proportion of respondents indicating they feel the mentioned emotions “very much” or “quite a bit”.

	Hope	Fear	Outrage	Guilt
France	14%	27%	42%	15%
Germany	19%	25%	30%	14%
Norway	19%	12%	10%	8%
United Kingdom	20%	19%	20%	13%

Questions 13-16 are not part of the topline findings and therefore not displayed here.

Questions 17: I am confident that, together, people in [France/ Germany/ Norway/ the UK] can make a difference when it comes to climate change.*

	Strongly disagree	Tend to disagree	Neither agree nor disagree	Tend to agree	Strongly agree	Don't know
France	6%	12%	11%	44%	26%	1%
Germany	5%	19%	27%	38%	8%	3%
Norway	12%	15%	9%	33%	31%	1%
United Kingdom	5%	13%	21%	43%	15%	2%

Questions 18: I am prepared to greatly reduce my energy use to help tackle climate change.

	Strongly disagree	Tend to disagree	Neither agree nor disagree	Tend to agree	Strongly agree	Don't know
France	5%	5%	9%	42%	38%	<1%
Germany	7%	15%	22%	39%	14%	2%
Norway	11%	10%	7%	38%	32%	2%
United Kingdom	3%	14%	22%	43%	16%	2%

* Respondents who previously answered that “there is no such thing as climate change” were not asked this question.

Question 19: : To what extent do you support or oppose the following policies in [France/ Germany/ Norway/ the UK]?

France	Strongly oppose	Tend to oppose	Neither support nor oppose	Tend to support	Strongly support	Don't know
Increasing taxes on any use of fossil fuels (such as coal, oil, diesel, petrol, gas)	28%	26%	16%	20%	9%	<1%
Including nuclear power in the energy mix	16%	21%	29%	21%	7%	5%
Using public money to subsidise renewable energy such as wind and solar power	6%	7%	10%	40%	35%	1%
Increasing the price of electricity to reduce our consumption	42%	32%	13%	10%	3%	<1%
Using public money to subsidise insulation of homes	5%	8%	13%	45%	29%	<1%
A law banning the sale of household appliances that are not energy efficient	8%	11%	15%	38%	27%	<1%
Spending public money now to prepare the country for the impacts of climate change (e.g. building flood defences)	6%	10%	13%	42%	28%	1%
Giving public money to developing countries to help them deal with extreme weather, such as flooding and drought	11%	15%	18%	38%	18%	<1%

Germany	Strongly oppose	Tend to oppose	Neither support nor oppose	Tend to support	Strongly support	Don't know
Increasing taxes on any use of fossil fuels (such as coal, oil, diesel, petrol, gas)	24%	29%	23%	18%	4%	3%
Including nuclear power in the energy mix	26%	30%	24%	14%	3%	3%
Using public money to subsidise renewable energy such as wind and solar power	3%	8%	18%	42%	27%	2%
Increasing the price of electricity to reduce our consumption	35%	32%	16%	11%	4%	2%
Using public money to subsidise insulation of homes	8%	11%	19%	41%	19%	2%
A law banning the sale of household appliances that are not energy efficient	6%	12%	18%	36%	25%	2%
Spending public money now to prepare the country for the impacts of climate change (e.g. building flood defences)	4%	8%	15%	44%	27%	2%
Giving public money to developing countries to help them deal with extreme weather, such as flooding and drought	7%	15%	25%	37%	14%	3%

Norway	Strongly oppose	Tend to oppose	Neither support nor oppose	Tend to support	Strongly support	Don't know
Increasing taxes on any use of fossil fuels (such as coal, oil, diesel, petrol, gas)	20%	15%	10%	29%	24%	1%
Including nuclear power in the energy mix	45%	13%	11%	17%	8%	6%
Using public money to subsidise renewable energy such as wind and solar power	4%	4%	4%	25%	62%	1%
Increasing the price of electricity to reduce our consumption	36%	20%	10%	23%	9%	1%
Using public money to subsidise insulation of homes	9%	12%	14%	36%	27%	2%
A law banning the sale of household appliances that are not energy efficient	15%	19%	14%	29%	20%	4%
Spending public money now to prepare the country for the impacts of climate change (e.g. building flood defences)	5%	5%	10%	37%	42%	1%
Giving public money to developing countries to help them deal with extreme weather, such as flooding and drought	5%	7%	8%	40%	39%	1%

United Kingdom	Strongly oppose	Tend to oppose	Neither support nor oppose	Tend to support	Strongly support	Don't know
Increasing taxes on any use of fossil fuels (such as coal, oil, diesel, petrol, gas)	15%	22%	23%	26%	12%	2%
Including nuclear power in the energy mix	10%	13%	27%	31%	15%	4%
Using public money to subsidise renewable energy such as wind and solar power	4%	7%	16%	37%	33%	2%
Increasing the price of electricity to reduce our consumption	27%	31%	22%	15%	4%	2%
Using public money to subsidise insulation of homes	3%	12%	17%	42%	24%	2%
A law banning the sale of household appliances that are not energy efficient	7%	17%	22%	32%	21%	2%
Spending public money now to prepare the country for the impacts of climate change (e.g. building flood defences)	2%	5%	14%	41%	36%	2%
Giving public money to developing countries to help them deal with extreme weather, such as flooding and drought	11%	14%	20%	36%	17%	2%

Question 20: In Paris in December 2015, most countries agreed to an international agreement that aims to keep global temperature rises below 2 degrees. Do you support or oppose [France/ Germany/ Norway/ the UK] being part of this agreement?

	Strongly oppose	Tend to oppose	Neither support nor oppose	Tend to support	Strongly support	Don't know
France	3%	5%	14%	32%	43%	4%
Germany	3%	5%	17%	38%	32%	5%
Norway	5%	3%	7%	23%	60%	2%
United Kingdom	2%	4%	24%	32%	35%	3%

Questions 21: Do you support or oppose introducing high economic penalties for countries that refuse being part of this agreement?

	Strongly oppose	Tend to oppose	Neither support nor oppose	Tend to support	Strongly support	Don't know
France	4%	7%	16%	29%	40%	4%
Germany	4%	9%	21%	36%	23%	6%
Norway	12%	14%	16%	29%	23%	5%
United Kingdom	3%	11%	31%	28%	24%	3%

Question 22 is not part of the topline findings and therefore not displayed here.

Some people have linked the recent refugee crisis to climate change as extreme weather events (e.g. droughts, flooding) increase the chances of unrests in vulnerable areas. We are interested in your opinion about climate change and refugees coming to Europe. To what extent do you agree or disagree that:

Question 23: Climate change is one of the causes of the high number of refugees coming to Europe.

	Strongly disagree	Tend to disagree	Neither agree nor disagree	Tend to agree	Strongly agree	Don't know
France	44%	26%	11%	11%	5%	2%
Germany	25%	29%	20%	19%	5%	3%
Norway	32%	24%	13%	20%	8%	3%
United Kingdom	31%	31%	19%	13%	3%	2%

Question 24: Climate change will lead to more migration to [France/ Germany/ Norway/ the UK] in the future.

	Strongly disagree	Tend to disagree	Neither agree nor disagree	Tend to agree	Strongly agree	Don't know
France	24%	21%	16%	26%	11%	2%
Germany	14%	21%	21%	28%	10%	5%
Norway	13%	12%	15%	33%	24%	3%
United Kingdom	17%	25%	24%	24%	6%	3%

Question 25: Science and technology will eventually solve our problems with climate change.¹³

	Strongly disagree	Tend to disagree	Neither agree nor disagree	Tend to agree	Strongly agree	Don't know
France	20%	26%	23%	24%	5%	2%
Germany	10%	28%	27%	25%	4%	5%
Norway	10%	18%	14%	42%	14%	3%
United Kingdom	9%	20%	28%	33%	7%	3%

Questions 26 and 27 are not part of the topline findings and therefore not displayed here.

Question 28: What is your general opinion about the following methods of energy generation for [France/ Germany/ Norway/ the UK]? Please indicate how positive or negative your opinion is.

France	Very negative	Mainly negative	Neither positive nor negative	Mainly positive	Very positive	Never heard of it	Don't know
Biomass	1%	5%	12%	43%	29%	8%	2%
Coal	31%	39%	16%	12%	1%	<1%	1%
Natural gas	2%	13%	27%	48%	8%	<1%	1%
Hydro	1%	3%	11%	50%	28%	4%	2%
Nuclear power	23%	29%	23%	20%	3%	0%	1%
Oil	18%	37%	23%	18%	1%	<1%	1%
Solar	1%	1%	4%	37%	56%	<1%	<1%
Onshore wind	2%	6%	11%	50%	30%	1%	<1%
Offshore wind	2%	5%	9%	43%	36%	4%	2%
Hydraulic fracturing	29%	10%	11%	7%	2%	34%	7%

Germany	Very negative	Mainly negative	Neither positive nor negative	Mainly positive	Very positive	Never heard of it	Don't know
Biomass	3%	11%	19%	37%	22%	5%	4%
Coal	16%	30%	29%	17%	5%	<1%	2%
Natural gas	7%	15%	26%	35%	15%	<1%	2%
Hydro	1%	3%	9%	35%	49%	1%	1%
Nuclear power	40%	27%	17%	11%	3%	1%	2%
Oil	10%	27%	33%	22%	6%	<1%	2%
Solar	2%	2%	8%	30%	58%	1%	1%
Onshore wind	3%	7%	15%	34%	39%	<1%	1%
Offshore wind	3%	4%	11%	40%	40%	1%	1%
Hydraulic fracturing	24%	15%	15%	10%	5%	22%	8%

¹³ Respondents who previously answered that “there is no such thing as climate change” were not asked this question.

Norway	Very negative	Mainly negative	Neither positive nor negative	Mainly positive	Very positive	Never heard of it	Don't know
Biomass	2%	6%	15%	43%	29%	1%	4%
Coal	51%	32%	9%	3%	2%	1%	2%
Natural gas	3%	14%	24%	35%	16%	2%	6%
Hydro	1%	2%	4.1%	28%	65%	<1%	1%
Nuclear power	42%	22%	14%	13%	5%	1%	3%
Oil	15%	30%	24%	23%	7%	<1%	2%
Solar	<1%	2%	5%	24%	68%	1%	<1%
Onshore wind	4%	6%	10%	42%	38%	<1%	1%
Offshore wind	2%	2%	6%	37%	50%	1%	2%
Hydraulic fracturing	22%	15%	16%	5%	1%	30%	9%

United Kingdom	Very negative	Mainly negative	Neither positive nor negative	Mainly positive	Very positive	Never heard of it	Don't know
Biomass	2%	4%	17%	35%	27%	5%	10%
Coal	17%	30%	22%	17%	5%	1%	8%
Natural gas	4%	12%	23%	39%	13%	<1%	7%
Hydro	<1%	3%	12%	33%	41%	2%	8%
Nuclear power	12%	18%	20%	26%	14%	1%	9%
Oil	11%	25%	26%	25%	6%	<1%	8%
Solar	1%	4%	7%	33%	49%	<1%	5%
Onshore wind	5%	6%	10%	36%	34%	1%	6%
Offshore wind	3%	6%	10%	34%	40%	2%	6%
Hydraulic fracturing	25%	17%	19%	14%	6%	5%	15%

Question 29: To what extent do you agree or disagree with the following statements. Energy for [France/ Germany/ Norway/ the UK] should be produced in a way that...

France	Strongly disagree	Tend to disagree	Neither agree nor disagree	Tend to agree	Strongly agree	Don't know
...means the environment and climate are being protected	<1%	<1%	2%	31%	66%	<1%
...provides a stable supply of energy	<1%	1%	4%	46%	48%	1%
...does not impact negatively on economic development	1%	5%	9%	42%	42%	1%
...means energy is affordable	<1%	1%	5%	35%	58%	<1%
...means we do not depend on energy import from other countries	2%	5%	9%	41%	43%	1%

Germany	Strongly disagree	Tend to disagree	Neither agree nor disagree	Tend to agree	Strongly agree	Don't know
...means the environment and climate are being protected	2%	3%	8%	34%	52%	1%
...provides a stable supply of energy	1%	3%	6%	34%	56%	1%
...does not impact negatively on economic development	1%	4%	12%	38%	44%	1%
...means energy is affordable	1%	3%	6%	28%	61%	1%
...means we do not depend on energy import from other countries	1%	6%	9%	38%	44%	1%

Norway	Strongly disagree	Tend to disagree	Neither agree nor disagree	Tend to agree	Strongly agree	Don't know
...means the environment and climate are being protected	1%	1%	2%	19%	76%	1%
...provides a stable supply of energy	1%	1%	4%	22%	71%	1%
...does not impact negatively on economic development	4%	12%	17%	27%	37%	3%
...means energy is affordable	2%	9%	11%	31%	46%	2%
...means we do not depend on energy import from other countries	2%	5%	7%	20%	65%	1%

United Kingdom	Strongly disagree	Tend to disagree	Neither agree nor disagree	Tend to agree	Strongly agree	Don't know
...means the environment and climate are being protected	<1%	2%	13%	38%	45%	2%
...provides a stable supply of energy	<1%	1%	11%	39%	47%	2%
...does not impact negatively on economic development	1%	6%	21%	41%	28%	3%
...means energy is affordable	<1%	2%	13%	34%	49%	2%
...means we do not depend on energy import from other countries	1%	5%	19%	36%	36%	2%

Question 30: How much, if at all, do you trust the following institutions to transform [France's/ Germany's/ Norway's/ the UK's] energy system towards the use of cleaner forms of energy?

France	Not at all	A little	Moderately	Quite a bit	Very much	Don't know
European Commission	24%	23%	35%	12%	2%	3%
National government	32%	24%	33%	10%	1%	1%
Large scale energy companies	24%	20%	36%	16%	2%	2%
Local government, such as city or county councils	16%	22%	40%	20%	2%	1%

Germany	Not at all	A little	Moderately	Quite a bit	Very much	Don't know
European Commission	9%	20%	41%	20%	7%	3%
National government	9%	20%	36%	25%	8%	2%
Large scale energy companies	16%	25%	32%	20%	5%	2%
Local government, such as city or county councils	5%	18%	40%	28%	7%	2%

Norway	Not at all	A little	Moderately	Quite a bit	Very much	Don't know
European Commission	13%	24%	33%	12%	4%	13%
National government	14%	25%	36%	18%	6%	2%
Large scale energy companies	19%	31%	33%	9%	3%	4%
Local government, such as city or county councils	15%	29%	37%	13%	3%	3%

United Kingdom	Not at all	A little	Moderately	Quite a bit	Very much	Don't know
European Commission	27%	18%	27%	17%	6%	5%
National government	23%	24%	28%	15%	6%	3%
Large scale energy companies	34%	27%	22%	11%	4%	3%
Local government, such as city or county councils	22%	27%	30%	14%	5%	3%

Question 31: Being environmentally friendly is an important part of who I am.

	Strongly disagree	Tend to disagree	Neither agree nor disagree	Tend to agree	Strongly agree	Don't know
France	1%	2%	8%	46%	43%	<1%
Germany	4%	16%	25%	38%	16%	1%
Norway	4%	5%	13%	41%	36%	1%
United Kingdom	2%	8%	23%	40%	24%	2%

Question 32: Being environmentally friendly is an important part of being [French/ German/ Norwegian/ British].

	Strongly disagree	Tend to disagree	Neither agree nor disagree	Tend to agree	Strongly agree	Don't know
France	13%	12%	20%	32%	21%	2%
Germany	5%	16%	31%	35%	9%	3%
Norway	8%	13%	19%	36%	21%	2%
United Kingdom	5%	15%	33%	31%	15%	2%

Questions 33–35 are not part of the topline findings and therefore not displayed here.

Appendix II

Final English survey

Question 1. What would you say will be the most important issue facing the UK in the next 20 years?

Question 2. What first comes to mind when you hear the phrase 'climate change'? Please tell me the words or phrases that come to mind.

Question 3. How worried, if at all, are you about climate change?

- a) Not at all worried
- b) Not very worried
- c) Fairly worried
- d) Very worried
- e) Extremely worried
- f) Don't know

Question 4. As far as you know, do you think the world's climate is changing or not?

- a) Yes – I think that the world's climate is changing
- b) No – I do not think that the world's climate is changing
- c) Don't know

Question 5. Thinking about the causes of climate change, which, if any, of the following best describes your opinion?

- a) Climate change is entirely caused by natural processes
- b) Climate change is mainly caused by natural processes
- c) Climate change is partly caused by natural processes and partly caused by human activity
- d) Climate change is mainly caused by human activity
- e) Climate change is completely caused by human activity
- f) There is no such thing as climate change
- g) Don't know

Question 6. To the best of your knowledge, what proportion of scientists agree that climate change is happening and that humans are largely causing it?

- a) The vast majority of scientists agree (80% or more)
- b) Most scientists agree (more than 50% but fewer than 80%)
- c) As many scientist agree as disagree (50%)
- d) Some scientists agree (more than 20% but fewer than 50%)
- e) A small minority of scientists agree (20% or less)
- f) Don't know

Question 7. Climate change may affect different countries in different ways. What do you think will be the most important effect of climate change on the UK?

Question 8. Overall, how positive or negative do you think the effects of climate change will be on the UK?

- a) Entirely positive
- b) More positive than negative
- c) Neither positive nor negative
- d) More negative than positive
- e) Entirely negative
- f) Don't know

Question 9. When, if at all, do you think the UK will start feeling the effects of climate change?

- a) We are already feeling the effects
- b) In the next 10 years
- c) In the next 25 years
- d) In the next 50 years
- e) In the next 100 years
- f) Beyond the next 100 years
- g) Never
- h) Don't know

To what extent do you agree or disagree with the following statements:

Question 10. Climate change is likely to have a big impact on people like me

Question 11. The impacts of climate change are mostly going to be felt in other countries

- a) Strongly disagree
- b) Tend to disagree
- c) Neither agree nor disagree
- d) Tend to agree
- e) Strongly agree
- f) Don't know

Question 12. When you think about climate change and everything that you associate with it, how strongly, if at all, do you feel each of the following emotions?

- | | | |
|------------|---------------|----------------|
| 1. Hope | a) Not at all | d) Quite a bit |
| 2. Fear | b) A little | e) Very much |
| 3. Outrage | c) Moderately | f) Don't know |
| 4. Guilt | | |

To what extent do you agree or disagree with the following statements:

Question 13. I feel that helping to tackle climate change is something that is NOT expected of me

Question 14. Most people around me take personal action to help tackle climate change

Question 15. I don't feel the need to discuss my views on climate change with others

Question 16. I would challenge someone who says they do not care about climate change

Question 17. I am confident that, together, people in the UK can make a difference when it comes to climate change

Question 18. I am prepared to greatly reduce my energy use to help tackle climate change.

- | | |
|-------------------------------|-------------------|
| a) Strongly disagree | d) Tend to agree |
| b) Tend to disagree | e) Strongly agree |
| c) Neither agree nor disagree | f) Don't know |

Question 19. Various policies might be used to reduce climate change or deal with its effects. To what extent do you support or oppose the following policies in the UK?

- Increasing taxes on any use of fossil fuels (such as coal, oil, diesel, petrol, gas)
- Including nuclear power in the energy mix
- Using public money to subsidise renewable energy such as wind and solar power
- Increasing the price of electricity to reduce our consumption
- Using public money to subsidise insulation of homes
- A law banning the sale of household appliances that are not energy efficient
- Spending public money now to prepare the country for the impacts of climate change (e.g. building flood defences)
- Giving public money to developing countries to help them deal with extreme weather, such as flooding and drought

- | | |
|-------------------------------|---------------------|
| a) Strongly oppose | d) Tend to support |
| b) Tend to oppose | e) Strongly support |
| c) Neither support nor oppose | f) Don't know |

Question 20. In Paris in December 2015, most countries agreed to an international agreement that aims to keep global temperature rises below 2 degrees. Do you support or oppose the UK being part of this agreement?

Question 21. Do you support or oppose introducing high economic penalties for countries that refuse being part of this agreement?

- | | |
|-------------------------------|---------------------|
| a) Strongly oppose | d) Tend to support |
| b) Tend to oppose | e) Strongly support |
| c) Neither support nor oppose | f) Don't know |

Question 22. Some people have moral concerns about climate change. For example, because they think that its harmful impacts are more likely to affect poorer countries, or because they feel a moral responsibility towards future generations. To what extent, if at all, do you have moral concerns about climate change?

- | | |
|---------------|----------------|
| a) Not at all | d) Quite a bit |
| b) A little | e) Very much |
| c) Moderately | f) Don't know |

Some people have linked the recent refugee crisis to climate change as extreme weather events (e.g. droughts, flooding) increase the chances of unrests in vulnerable areas. We are interested in your opinion about climate change and refugees coming to Europe. To what extent do you agree or disagree that:

Question 23. Climate change is one of the causes of the high number of refugees coming to Europe

Question 24. Climate change will lead to more immigration to the UK in the future

- | | |
|-------------------------------|-------------------|
| a) Strongly disagree | d) Tend to agree |
| b) Tend to disagree | e) Strongly agree |
| c) Neither agree nor disagree | f) Don't know |

To what extent do you agree or disagree with the following statements about science:

Question 25. Science and technology will eventually solve our problems with climate change

Question 26. There may be more than one correct answer to most scientific questions

- | | |
|-------------------------------|----------------------|
| a) Strongly agree | d) Tend to disagree |
| b) Tend to agree | e) Strongly disagree |
| c) Neither agree nor disagree | f) Don't know |

Question 27. From which one or two sources are you most likely to hear or read about climate change?

- | | | |
|-----------------------------------------|---------------------------------------------|----------------------------------------------|
| a) TV news programmes | f) Radio news programmes | k) Magazines |
| b) Other TV programmes | g) Other radio programmes | l) Books |
| c) Printed newspapers | h) Friends | m) Science blogs/journals |
| d) Online newspapers | i) Family and colleagues | n) Other (specify) |
| e) Other websites (not social networks) | j) Social networks (e.g. Facebook, Twitter) | o) Don't hear/read much about climate change |

Question 28. What is your general opinion about the following methods of energy generation for the UK? Please indicate how positive or negative your opinion is.

- | | |
|------------------------------------------------------|----------------------------------|
| 1. Biomass, that is wood, plant and animal waste | a) Very negative |
| 2. Coal | b) Mainly negative |
| 3. Natural gas | c) Neither negative nor positive |
| 4. Hydroelectric power | d) Mainly positive |
| 5. Nuclear power | e) Very positive |
| 6. Oil | f) Never heard of it |
| 7. Sun/solar power | g) No opinion/ don't know |
| 8. Onshore wind power | |
| 9. Hydraulic fracturing, otherwise known as fracking | |
| 10. Offshore wind power | |

Question 29. To what extent do you agree or disagree with the following statements. Energy for the UK should be produced in a way that...

- | | |
|---------------------------------------------------------------------|-------------------------------|
| 1. ...means the environment and climate are being protected | a) Strongly disagree |
| 2. ...provides a stable supply of energy | b) Tend to disagree |
| 3. ...does not impact negatively on economic development | c) Neither agree nor disagree |
| 4. ...means energy is affordable | d) Tend to agree |
| 5. ...means we do not depend on energy imports from other countries | e) Strongly agree |
| | f) Don't know |

Question 30. How much, if at all, do you trust the following institutions to transform the UK's energy system towards the use of cleaner forms of energy?

- | | |
|-----------------------------------------------------|----------------|
| 1. European Commission | a) Not at all |
| 2. National government | b) A little |
| 3. Large scale energy companies | c) Moderately |
| 4. Local government, such as city or county council | d) Quite a bit |
| | e) Very much |
| | f) Don't know |

To what extent do you agree or disagree that...

Question 31. Being environmentally friendly is an important part of who I am

Question 32. Being environmentally friendly is an important part of being British

- | | |
|-------------------------------|----------------------|
| a) Strongly agree | d) Tend to disagree |
| b) Tend to agree | e) Strongly disagree |
| c) Neither agree nor disagree | f) Don't know |

Question 33. How much, if at all, do you feel a sense of belonging to UK society?

- Not at all
- A little
- Moderately
- Quite a bit
- Very much

Question 34. Which newspapers or newspaper websites or newspaper apps, if any, do you read regularly? By regularly I mean at least once a week. Any others? Any others?

- | | |
|------------------------------------------|-------------------------------------------------------------|
| a) The Daily Express/ Sunday Express | l) Daily Record |
| b) The Mirror/ The Sunday Mirror | m) The Scotsman/ Scotland on Sunday |
| c) Daily Telegraph/ The Sunday Telegraph | n) Western Mail |
| d) Financial Times | o) Belfast Telegraph |
| e) The Guardian/ The Observer | p) The Evening Standard |
| f) The Independent/The i-newspaper | q) Huffington Post |
| g) The Daily Mail/ Mail on Sunday | r) BuzzFeed |
| h) The Daily Star | s) Any paid-for regional newspaper |
| i) The Sun/ The Sun on Sunday | t) Other newspaper |
| j) The Times/ The Sunday Times | u) I don't regularly read a newspaper or newspaper websites |
| k) The Metro | v) Don't know |

Question 35. In politics people sometimes talk of "left" and "right". Using a scale from 0 to 10, where 0 means the left and 10 means the right, where would you place yourself on this scale?

- | | |
|------|-------|
| a) 0 | g) 6 |
| b) 1 | h) 7 |
| c) 2 | i) 8 |
| d) 3 | j) 9 |
| e) 4 | k) 10 |
| f) 5 | |

Final French survey

Question 1. Selon vous, quel sera le problème le plus important auquel la France devra faire face au cours des 20 prochaines années ?

Question 2. Qu'est-ce qui vous vient en premier à l'esprit quand vous entendez l'expression « changement climatique » ? Veuillez me dire les mots et expressions qui vous viennent à l'esprit.

Question 3. Dans quelle mesure le changement climatique vous inquiète-t-il ?

- a) Cela ne m'inquiète pas du tout
- b) Cela ne m'inquiète pas vraiment
- c) Cela m'inquiète assez
- d) Cela m'inquiète beaucoup
- e) Cela m'inquiète énormément
- f) NSP
- g) REFUS DE REPONDRE

Question 4. D'après ce que vous savez, pensez-vous que le climat de la planète est en train de changer ou pas ?

- a) Oui, je pense que le climat de la planète est en train de changer
- b) Non, je ne pense pas que le climat de la planète est en train de changer
- c) NSP
- d) REFUS DE REPONDRE

Question 5. En ce qui concerne les causes du changement climatique, parmi les propositions suivantes, quelle est celle qui décrit le mieux votre opinion ?

- a) Le changement climatique est entièrement causé par des phénomènes naturels
- b) Le changement climatique est principalement causé par des phénomènes naturels
- c) Le changement climatique est en partie causé par des phénomènes naturels et en partie dû à l'activité humaine
- d) Le changement climatique est principalement causé par l'activité humaine
- e) Le changement climatique est entièrement causé par l'activité humaine
- f) Il n'y a pas de changement climatique
- g) NSP
- h) REFUS DE REPONDRE

Question 6. D'après ce que vous savez, quelle proportion de scientifiques s'accordent à dire que le changement climatique est une réalité et que les humains en sont la cause principale ?

- a) La grande majorité des scientifiques sont d'accord (80% ou plus)
- b) La plupart des scientifiques sont d'accord (plus de 50% mais moins de 80%)
- c) Il y a autant de scientifiques qui sont d'accord que de scientifiques qui ne sont pas d'accord (50%)
- d) Certains scientifiques sont d'accord (plus de 20% mais moins de 50%)
- e) Une faible minorité de scientifiques sont d'accord (20% ou moins)
- f) NSP
- g) REFUS DE REPONDRE

Question 7. Le changement climatique peut affecter divers pays de différentes façons. Selon vous, quel sera le principal effet du changement climatique en France ?

Question 8. Dans l'ensemble, dans quelle mesure pensez-vous que les effets du changement climatique seront positifs ou négatifs en France ?

- a) Totalement positifs
- b) Plus positifs que négatifs
- c) Ni positifs, ni négatifs
- d) Plus négatifs que positifs
- e) Totalement négatifs
- f) NSP
- g) REFUS DE REPONDRE

Question 9. Quand pensez-vous que les effets du changement climatique commenceront à se faire sentir en France, le cas échéant ?

- a) Nous en ressentons déjà les effets
- b) Au cours des 10 prochaines années
- c) Au cours des 25 prochaines années
- d) Au cours des 50 prochaines années
- e) Au cours des 100 prochaines années
- f) Dans plus de 100 ans
- g) Jamais
- h) NSP
- i) REFUS DE REPONDRE

Dans quelle mesure êtes-vous d'accord ou non avec les propositions suivantes ?

Question 10. Le changement climatique aura vraisemblablement un impact important sur les personnes comme moi.

Question 11. Les effets du changement climatique se feront principalement ressentir dans d'autres pays.

- a) Pas du tout d'accord
- b) Plutôt pas d'accord
- c) Ni d'accord ni pas d'accord
- d) Plutôt d'accord
- e) Tout à fait d'accord
- f) NSP*
- g) REFUS DE REPONDRE

Question 12. Quand vous pensez au changement climatique et à tout ce qu'il évoque pour vous, dans quelle mesure ressentez-vous les émotions suivantes ?

- 1. Espoir
- 2. Peur
- 3. Indignation
- 4. Culpabilité
- a) Pas du tout
- b) Un peu
- c) Modérément
- d) Beaucoup
- e) Énormément
- f) NSP
- g) REFUS DE REPONDRE

Dans quelle mesure êtes-vous d'accord ou non avec les propositions suivantes ?

Question 13. Je pense qu'il n'est PAS de mon ressort d'essayer de lutter contre le changement climatique.

Question 14. La plupart des personnes de mon entourage agissent personnellement pour essayer de lutter contre le changement climatique.

Question 15. Je ne ressens pas le besoin de discuter de mes idées sur le changement climatique avec les autres

Question 16. J'engagerais le débat avec quelqu'un qui dirait ne pas se soucier du changement climatique.

Question 17. Je suis sûr(e) qu'ensemble, les gens en France peuvent faire une différence en ce qui concerne le changement climatique.

Question 18. Je suis prêt(e) à réduire ma consommation d'énergie de façon significative pour aider à lutter contre le changement climatique.

- | | |
|---------------------------------|-------------------------|
| a) Pas du tout d'accord | e) Tout à fait d'accord |
| b) Plutôt pas d'accord | f) NSP |
| c) Ni d'accord, ni pas d'accord | g) REFUS DE REpondre |
| d) Plutôt d'accord | |

Question 19. Diverses politiques pourraient être adoptées afin de réduire le changement climatique ou d'en gérer les effets. Dans quelle mesure êtes-vous pour ou contre ces politiques en France ?

1. Augmentation des taxes sur toute utilisation des énergies fossiles (comme le charbon, le pétrole, le diesel, l'essence, le gaz)
2. Inclusion de l'énergie nucléaire dans le bouquet énergétique
3. Utilisation de l'argent public pour subventionner les énergies renouvelables telles que l'éolien et le solaire
4. Augmentation du prix de l'électricité pour réduire la quantité que nous utilisons
5. Utilisation de l'argent public pour subventionner l'isolation de l'habitat
6. Loi interdisant la vente d'appareils électroménagers qui ne sont pas économes en énergie
7. Dépenser l'argent public dès maintenant pour préparer le pays aux conséquences du changement climatique (par exemple : construire des protections contre les inondations)
8. Don d'argent public aux pays en développement afin de les aider à gérer les conditions météorologiques extrêmes telles que les inondations et la sécheresse

- | | |
|-----------------------|----------------------|
| a) Tout à fait contre | e) Tout à fait pour |
| b) Plutôt contre | f) NSP |
| c) Ni pour, ni contre | g) REFUS DE REpondre |
| d) Plutôt pour | |

Question 20. À Paris, en décembre 2015, de nombreux pays ont signé un accord international visant à maintenir la hausse de la température mondiale en dessous de 2 degrés. Êtes-vous pour ou contre le fait que la France ait approuvé cet accord ?

Question 21. Êtes-vous pour ou contre la mise en place de sanctions économiques sévères à l'encontre des pays qui refusent d'approuver cet accord ?

- | | |
|-----------------------|----------------------|
| a) Tout à fait contre | e) Tout à fait pour |
| b) Plutôt contre | f) NSP |
| c) Ni pour, ni contre | g) REFUS DE REpondre |
| d) Plutôt pour | |

Question 22. Certaines personnes ont des préoccupations morales relatives au changement climatique. Elle pensent par exemple que ses conséquences néfastes sont plus susceptibles d'affecter les pays les plus pauvres, ou se sentent responsables moralement par rapport aux générations futures. Dans quelle mesure le changement climatique vous préoccupe-t-il sur le plan moral ?

- | | |
|----------------|----------------------|
| a) Pas du tout | e) Énormément |
| b) Un peu | f) NSP |
| c) Modérément | g) REFUS DE REpondre |
| d) Beaucoup | |

Certaines personnes font le lien entre la récente crise des réfugiés et le changement climatique car les événements météorologiques extrêmes (par exemple : sécheresses, inondations) augmentent les risques de troubles dans les zones sensibles. Nous aimerions connaître votre avis sur la question du changement climatique et des réfugiés qui viennent en Europe. Dans quelle mesure êtes-vous d'accord ou non avec les propositions suivantes ?

Question 23. Le changement climatique est l'une des causes de l'affluence de réfugiés en Europe

Question 24. Le changement climatique va engendrer davantage d'immigration en France à l'avenir

- | | |
|---------------------------------|-------------------------|
| a) Pas du tout d'accord | e) Tout à fait d'accord |
| b) Plutôt pas d'accord | f) NSP |
| c) Ni d'accord, ni pas d'accord | g) REFUS DE REpondre |
| d) Plutôt d'accord | |

Dans quelle mesure êtes-vous d'accord ou non avec les propositions suivantes sur la science ?

Question 25. La science et la technologie vont finir par résoudre les problèmes liés au changement climatique. [NE PAS POSER SI CODE 6 A C6 / DON'T ASK IF CODE 6 AT C6]

Question 26. Il peut y avoir plus d'une réponse correcte à la plupart des questions scientifiques.

- | | |
|---------------------------------|-------------------------|
| a) Tout à fait d'accord | e) Pas du tout d'accord |
| b) Plutôt d'accord | f) NSP |
| c) Ni d'accord, ni pas d'accord | g) REFUS DE REpondre |
| d) Plutôt pas d'accord | |

Question 27. Auprès de quelles sources êtes-vous le plus susceptible d'entendre parler du changement climatique

- | | |
|----------------------------------------------------------|--------------------------------------------------------------|
| a) Programmes d'actualité à la télévision | j) Réseaux sociaux (comme par exemple Facebook, Twitter) |
| b) Autres programmes télévisés | k) Magazines |
| c) Journaux imprimés | l) Livres |
| d) Journaux en ligne | m) Revues / Blogs scientifiques |
| e) Autres sites Internet (en dehors des réseaux sociaux) | n) Autre (veuillez préciser) sur la liste |
| f) Programmes d'actualité à la radio | o) Je n'entends pas beaucoup parler du changement climatique |
| g) Autres programmes à la radio | p) NSP |
| h) Amis | q) REFUS DE REPONDRE |
| i) Famille et collègues | |

Question 28. Quelle est votre opinion générale concernant les sources suivantes de production d'énergie pour la France ?

- | | |
|----------------------------------------------|-------------------------------------|
| 1. Biomasse (bois, plantes, déchets animaux) | a) Très positive |
| 2. Charbon | b) Plutôt positive |
| 3. Gaz naturel | c) Ni négative, ni positive |
| 4. Énergie hydroélectrique | d) Plutôt négative |
| 5. Énergie nucléaire | e) Très négative |
| 6. Pétrole | f) Je n'en ai jamais entendu parler |
| 7. Soleil / Énergie solaire | g) PAS D'OPINION/NSP |
| 8. Énergie éolienne terrestre | h) REFUS DE REPONDRE |
| 9. Fracturation hydraulique ou fracking | |
| 10. Énergie éolienne en mer | |

Question 29. Dans quelle mesure êtes-vous d'accord ou non avec les propositions suivantes ? Pour la France, l'énergie doit être produite de façon à...

- | | |
|---------------------------------------------------------------------------------------------------------|---------------------------------|
| 1. ...protéger l'environnement et le climat. | a) Pas du tout d'accord |
| 2. ...garantir un approvisionnement en énergie stable. | b) Plutôt pas d'accord |
| 3. ...ne pas avoir d'impact négatif sur le développement économique | c) Ni d'accord, ni pas d'accord |
| 4. ...être vendue à un prix abordable. | d) Plutôt d'accord |
| 5. ...faire en sorte que nous ne dépendions pas de l'importation d'énergie en provenance d'autres pays. | e) Tout à fait d'accord |
| | f) NSP |
| | g) REFUS DE REPONDRE |

Question 30. Dans quelle mesure faites-vous confiance aux institutions suivantes pour transformer le système énergétique en France afin d'avoir recours à des formes d'énergies plus propres ?

- | | |
|-----------------------------------------------------------------------------------|----------------------|
| 1. La commission européenne | a) Pas du tout |
| 2. Le gouvernement français | b) Un peu |
| 3. Les grandes entreprises du secteur de l'énergie | c) Modérément |
| 4. Les administrations locales comme par exemple le conseil municipal ou régional | d) Beaucoup |
| | e) Énormément |
| | f) NSP |
| | g) REFUS DE REPONDRE |

Dans quelle mesure êtes-vous d'accord ou non avec les propositions suivantes ?

Question 31. Le respect de l'environnement est une partie importante de la personne que je suis.

Question 32. Le respect de l'environnement est une partie importante du fait d'être français.

- | | |
|---------------------------------|-------------------------|
| a) Tout à fait d'accord | e) Pas du tout d'accord |
| b) Plutôt d'accord | f) NSP* |
| c) Ni d'accord, ni pas d'accord | g) REFUS DE REPONDRE* |
| d) Plutôt pas d'accord | |

Question 33. Dans quelle mesure, le cas échéant, avez-vous le sentiment de faire partie de la société française ?

- | | |
|----------------|----------------------|
| a) Pas du tout | e) Énormément |
| b) Un peu | f) NSP |
| c) Modérément | g) REFUS DE REPONDRE |
| d) Beaucoup | |

Question 34. Quels journaux/sites Web de journaux ou quelles applications de journaux lisez-vous régulièrement ? Par régulièrement, je veux dire au moins une fois par semaine. Y en a-t-il d'autres ?

- | | |
|-----------------------------------------------------------|----------------------|
| a) Aujourd'hui en France, l'édition nationale du Parisien | i) L'Humanité |
| b) La Croix | j) 20 Minutes |
| c) Le Figaro | k) Metronews |
| d) Le Monde | l) Direct Matin |
| e) Le Parisien | m) Autre |
| f) L'Equipe | n) AUCUN |
| g) Les Echos, le quotidien de l'économie | o) NSP |
| h) Libération | p) REFUS DE REPONDRE |

Question 35. En politique, on parle souvent de "gauche" et de "droite". Sur une échelle de 0 à 10, avec 0 signifiant que vous êtes de gauche et 10 que vous êtes de droite, où vous placeriez-vous?

- | | | |
|------|------|-------|
| a) 0 | e) 4 | i) 8 |
| b) 1 | f) 5 | j) 9 |
| c) 2 | g) 6 | k) 10 |
| d) 3 | h) 7 | |

Final Norwegian survey

Question 1. Hva mener du vil være den viktigste utfordringen for Norge i løpet av de neste 20 årene?

Question 2. Hva er det første du tenker på når du hører ordet "klimaendringer"? Fortell meg hvilke ord eller setninger du kommer på.

Question 3. Hvor bekymret, om i det hele tatt, er du når det gjelder klimaendringer?

- a) Ikke bekymret i det hele tatt
- b) Ikke så veldig bekymret
- c) Litt bekymret
- d) Svært bekymret
- e) Ekstremt bekymret
- f) Vet ikke

Question 4. Så langt du vet, er klimaet på jorden i ferd med å endre seg eller ikke?

- a) Ja – Jeg syns klimaet på jorden er i ferd med å endre seg
- b) Nei – Jeg syns ikke klimaet på jorden er i ferd med å endre seg
- c) Vet ikke

Question 5. Når du tenker på årsakene til klimaendringene, hvilket, om noen, av de følgende utsagnene beskriver din mening best?

- a) Klimaendringer skyldes kun naturlige prosesser
- b) Klimaendringer skyldes hovedsaklig naturlige prosesser
- c) Klimaendringer skyldes både naturlige prosesser og menneskelig aktivitet
- d) Klimaendringer skyldes hovedsaklig menneskelig aktivitet
- e) Klimaendringer skyldes kun menneskelig aktivitet
- f) Klimaendringer forekommer ikke
- g) Vet ikke

Question 6. Etter det du vet, hvor stor andel av verdens forskere er enige i at klimaendringer forekommer og at disse i stor grad er forårsaket av mennesker?

- a) Et stort flertall av forskere er enige i dette (80% eller mer)
- b) De fleste forskere er enige (mer enn 50%, men mindre enn 80%)
- c) Det er like mange forskere som er enige som uenige (50%)
- d) Noen forskere er enige (mer enn 20%, men mindre enn 50%)
- e) Et lite mindretall av forskere er enige i dette (20% eller mer)
- f) Vet ikke

Question 7. Klimaendringer kan påvirke forskjellige land på ulike måter. Hva tror du vil være den viktigste effekten av klimaendringene i Norge?

Question 8. Generelt, hvor positive eller negative tror du effektene av klimaendringene vil være for Norge?

- a) Bare positive
- b) Mer positive enn negative
- c) Verken positive eller negative
- d) Mer negative enn positive
- e) Bare negative
- f) Vet ikke

Question 9. Når, om noen gang, tror du Norge vil begynne å merke virkningene av klimaendringene?

- a) Vi merker virkningene allerede
- b) I løpet av de neste 10 årene
- c) I løpet av de neste 25 årene
- d) I løpet av de neste 50 årene
- e) I løpet av de neste 100 årene
- f) Etter de neste 100 årene
- g) Aldri
- h) Vet ikke

I hvor stor grad er du enig eller uenig i følgende utsagn:

Question 10. Det er sannsynlig at klimaendringene kommer til å ha en stor innvirkning på mennesker som meg

Question 11. Virkningene av klimaendringene kommer først og fremst til å merkes i andre land

- a) Veldig uenig
- b) Litt uenig
- c) Verken enig eller uenig
- d) Litt enig
- e) Veldig enig
- f) Vet ikke

Question 12. Når du tenker på klimaendringer og alt du forbinder med dem, hvor sterkt, om i det hele tatt, opplever du hver av følgende følelser?

- 1. Håp
- 2. Frykt
- 3. Sinne
- 4. Skyld
- a) Ikke i det hele tatt
- b) Litt
- c) Til en viss grad
- d) Ganske mye
- e) Veldig mye
- f) Vet ikke

I hvor stor grad er du enig eller uenig i følgende utsagn:

Question 13. Jeg føler at det å bidra til å takle klimaendringene IKKE er noe som er forventet av meg

Question 14. De fleste rundt meg gjør noe personlig for å redusere klimaendringene

Question 15. Jeg har ikke noe behov for å diskutere mitt syn på klimaendringene med andre

Question 16. Jeg ville utfordre noen som sier at de ikke bryr seg om klimaendringer

Question 17. Jeg føler meg trygg på at folk i Norge sammen kan gjøre en forskjell når det gjelder klimaendringer

Question 18. Jeg er klar for å redusere energiforbruket mitt betydelig for å hjelpe til med å takle klimaendringene.

- a) Veldig uenig
- b) Litt uenig
- c) Verken enig eller uenig
- d) Litt enig
- e) Veldig enig
- f) Vet ikke

Question 19. Forskjellige politiske tiltak kan treffes for å redusere klimaendringene eller takle virkningene av disse. I hvor stor grad er du for eller imot følgende politiske tiltak i Norge?

1. Øke avgiftsnivået for all bruk av fossilt brennstoff (slik som kull, olje, diesel, bensin, gass)
 2. Inkludere kjernekraft blant energikildene
 3. Bruk av offentlige midler til å subsidiere fornybar energi, slik som vind- og solkraft
 4. Øke strømprisene for å redusere mengden strøm vi bruker
 5. Bruke offentlige midler til å subsidiere isolering av boliger
 6. En lov som forbyr salg av husholdningsapparater som ikke er energieffektive
 7. Bruke offentlige midler nå til å forberede landet på virkningene av klimaendringene (f.eks. bygge flomvern)
 8. Gi offentlige midler til utviklingsland for å hjelpe dem med å takle ekstremvær, slik som flom og tørke
- a) Sterkt imot
 - b) Litt imot
 - c) Verken for eller imot
 - d) Litt for
 - e) Sterkt for
 - f) Vet ikke

Question 20. I Paris i desember 2015 ble de fleste land enige om en internasjonal avtale som tar sikte på å holde den globale temperaturøkningen på under 2 grader. Er du for eller imot at Norge er en del av denne avtalen?

Question 21. Er du for eller mot innføring av streng økonomisk straff for land som nekter å delta i denne avtalen?

- a) Motsetter meg veldig
- b) Motsetter meg litt
- c) Verken støtter eller motsetter meg
- d) Støtter litt
- e) Støtter veldig
- f) Vet ikke

Question 22. Noen mennesker har moralske bekymringer om klimaendringer. For eksempel fordi de tror at det er mest sannsynlig at de skadelige virkningene vil påvirke fattigere land, eller fordi de føler et moralsk ansvar overfor kommende generasjoner. I hvor stor grad har du eller har du ikke moralske bekymringer om klimaendringer?

- a) Ikke i det hele tatt
- b) Litt
- c) Til en viss grad
- d) Ganske mye
- e) Veldig mye
- f) Vet ikke

Noen mennesker har knyttet den nylige flyktningekrisen til klimaendringer, siden ekstremvær (f.eks. tørke, flom) øker mulighetene for uro i sårbare områder. Vi er interesserte i din mening om klimaendringer og om flyktningene som kommer til Europa. I hvor stor grad er du enig eller uenig i at:

Question 23. Klimaendringer er en av årsakene til det høye antallet flyktninger som kommer til Europa

Question 24. Klimaendringer vil føre til mer innvandring til Norge i framtiden

- a) Veldig uenig
- b) Litt uenig
- c) Verken enig eller uenig
- d) Litt enig
- e) Veldig enig
- f) Vet ikke

I hvor stor grad er du enig eller uenig i følgende utsagn om vitenskap:

Question 25. Vitenskap og teknologi vil før eller senere løse problemene med klimaendringer

Question 26. Det kan være flere enn ett riktig svar på de fleste vitenskapelige spørsmål

- a) Veldig enig
- b) Litt enig
- c) Verken enig eller uenig
- d) Litt uenig
- e) Veldig uenig
- f) Vet ikke

Question 27. Fra hvilke kanaler hører eller leser du mest om klimaendringer? Velg en eller to kanaler.

- a) TV-nyheter
- b) Andre TV-programmer
- c) Papiraviser
- d) Nettaviser
- e) Andre nettsider (ikke sosiale medier)
- f) Nyhetsprogrammer på radio
- g) Andre radioprogrammer
- h) Venner
- i) Familie og kollegaer
- j) Sosiale medier (f.eks. Facebook, Twitter)
- k) Blader/Magasiner
- l) Bøker
- m) Vitenskapsblogger/-journaler
- n) Annet (spesifiser)
- o) Jeg leser/hører ikke mye om klimaendringer

Question 28. Hva er din generelle oppfatning av de følgende formene for energiproduksjon for Norge? Indiker hvor positiv eller negativ du er til de følgende energiformene.

1. Biomasse, det vil si, treverk, planter og dyremøkk
 2. Kull
 3. Naturgass
 4. Vannkraft
 5. Kjernekraft
 6. Olje
 7. Solenergi
 8. Vindkraft på land
 9. Skifergass fra hydraulisk frakturering eller oppsprekking, kjent som fracking
 10. Offshore vindkraft eller havvind
- a) Veldig negativ
 - b) Hovedsaklig negativ
 - c) Verken positiv eller negativ
 - d) Hovedsaklig positiv
 - e) Veldig positiv
 - f) Har aldri hørt om det
 - g) Ingen mening/vet ikke

Question 29. I hvor stor grad er du enig eller uenig i følgende utsagn. Energi for Norge burde produseres på en slike måte at...

- | | |
|---------------------------------------------------------------------|----------------------------|
| 1. ...miljøet og klimaet beskyttes | a) Veldig uenig |
| 2. ...det gir en stabil energiforsyning | b) Litt uenig |
| 3. ... det ikke har noen negativ innvirkning på økonomisk utvikling | c) Verken enig eller uenig |
| 4. ... energien ikke blir for dyr | d) Litt enig |
| 5. ... vi ikke blir avhengig av import av energi fra andre land | e) Veldig enig |
| | f) Vet ikke |

Question 30. I hvor stor grad, om i det hele tatt, stoler du på følgende institusjoner når det gjelder å omstille Norges energisystem til bruk av renere energikilder?

- | | |
|---------------------------------------------------------------|-------------------------|
| 1. Europakommisjonen | a) Ikke i det hele tatt |
| 2. Regjeringen | b) Litt |
| 3. Store energiselskaper | c) Til en viss grad |
| 4. Lokale myndigheter, slik som fylkesting eller kommunestyre | d) Ganske mye |
| | e) Veldig mye |
| | f) Vet ikke |

I hvor stor grad er du enig eller uenig i at...

Question 31. Å være miljøvennlig er en viktig del av den jeg er.

Question 32. Å være miljøvennlig er en viktig del av det å være norsk.

- | | |
|----------------------------|-----------------|
| a) Veldig enig | d) Litt uenig |
| b) Litt enig | e) Veldig uenig |
| c) Verken enig eller uenig | f) Vet ikke |

Question 33. I hvor stor grad har du en følelse av tilhørighet til det norske samfunnet?

- a) Ikke i det hele tatt
- b) Litt
- c) Til en viss grad
- d) Ganske mye
- e) Veldig mye

Question 34. Hvilke aviser, nyhetsnettsteder eller nyhetsapplikasjoner bruker du til å lese nyheter regelmessig? Med regelmessig mener jeg minst én gang i uken. (let the respondent say something first, and then follow up with : ... noen andre?). Noen andre?

- | | |
|------------------------------------|------------------------|
| a) Adresseavisen | k) Klassekampen |
| b) Aftenposten | l) Morgenbladet |
| c) Bergensavisen | m) Nordlys |
| d) Bergens Tidende | n) Stavanger Aftenblad |
| e) Dagbladet | o) Telen |
| f) Dagsavisen | p) Tønsbergs Blad |
| g) Dagens Næringsliv | q) Varden |
| h) Drammens Tidende/Buskeruds Blad | r) VG: Verdens Gang |
| i) Finansavisen | s) Vårt Land |
| j) Fædrelandsvennen | |

Question 35. I politikken snakker man i blant om "venstre" og "høyre". På en skala fra 0 til 10, der = 0 betyr venstre og 10 betyr høyre, hvor ville du plasserte deg selv?

- | | |
|------|-------|
| a) 0 | g) 6 |
| b) 1 | h) 7 |
| c) 2 | i) 8 |
| d) 3 | j) 9 |
| e) 4 | k) 10 |
| f) 5 | |

Final German survey

Question 1. Was wird Ihrer Ansicht nach in den kommenden 20 Jahren das wichtigste Problem für Deutschland darstellen? [UNPROMPTED]

Question 2. Was kommt Ihnen bei dem Wort „Klimawandel“ als Erstes in den Sinn? Bitte sagen Sie mir die Wörter oder Sätze, die Ihnen dazu einfallen.

Question 3. Wie beunruhigt sind Sie, wenn überhaupt, über den Klimawandel?

- a) Überhaupt nicht beunruhigt
- b) Nicht sehr beunruhigt
- c) Etwas beunruhigt
- d) Sehr beunruhigt
- e) Äußerst beunruhigt
- a) Weiß nicht

Question 4. Nach allem was Sie wissen, glauben Sie, dass sich das Weltklima ändert oder nicht?

- a) Ja – ich glaube, dass sich das Weltklima verändert.
- b) Nein – ich glaube nicht, dass sich das Weltklima verändert.
- c) Weiß nicht

Question 5. Wenn Sie an die Ursachen des Klimawandels denken: Welche der folgenden Aussagen kommt Ihrer Meinung, wenn überhaupt, am nächsten?

- a) Der Klimawandel wird ausschließlich durch natürliche Prozesse verursacht.
- b) Der Klimawandel wird hauptsächlich durch natürliche Prozesse verursacht.
- c) Der Klimawandel wird teilweise durch natürliche Prozesse und teilweise durch menschliches Handeln verursacht.
- d) Der Klimawandel wird hauptsächlich durch menschliches Handeln verursacht
- e) Der Klimawandel wird ausschließlich durch menschliches Handeln verursacht
- f) Es gibt keinen Klimawandel
- g) Weiß nicht

Question 6. Nach allem was Sie wissen, wie groß ist der Anteil der Wissenschaftler, die darin übereinstimmen, dass ein Klimawandel stattfindet und dieser größtenteils durch den Menschen verursacht wird?

- a) Die überwiegende Mehrheit der Wissenschaftler stimmt dem zu (80% oder mehr)
- b) Ein Großteil der Wissenschaftler stimmt dem zu (mehr als 50%, aber weniger als 80%)
- c) Ungefähr die Hälfte der Wissenschaftler stimmt dem zu (50%)
- d) Einige Wissenschaftler stimmen dem zu (mehr als 20%, aber weniger als 50%)
- e) Eine kleine Minderheit der Wissenschaftler stimmt dem zu (20% oder weniger)
- f) Weiß nicht

Question 7. Einzelne Länder können unterschiedlich vom Klimawandel betroffen sein. Was wird Ihrer Ansicht nach die bedeutendste Auswirkung des Klimawandels auf Deutschland sein?

Question 8. Insgesamt, wie positiv bzw. wie negativ werden die Auswirkungen des Klimawandels für Deutschland Ihrer Ansicht nach ausfallen?

- a) Ausschließlich positiv
- b) Eher positiv als negativ
- c) Weder positiv noch negativ
- d) Eher negativ als positiv
- e) Ausschließlich negativ
- f) Weiß nicht

Question 9. Wann, wenn überhaupt, werden Ihrer Ansicht nach die Auswirkungen des Klimawandels in Deutschland spürbar sein?

- a) Wir spüren die Auswirkungen bereits
- b) In den kommenden 10 Jahren
- c) In den kommenden 25 Jahren
- d) In den kommenden 50 Jahren
- e) In den kommenden 100 Jahren
- f) Erst in über 100 Jahren
- g) Nie
- h) Weiß nicht

Inwieweit stimmen Sie den folgenden Aussagen jeweils zu oder nicht zu?

Question 10. Der Klimawandel wird wahrscheinlich große Auswirkungen auf Menschen wie mich haben.

Question 11. Die Auswirkungen des Klimawandels werden größtenteils in anderen Ländern zu spüren sein.

- a) Stimme überhaupt nicht zu
- b) Stimme eher nicht zu
- c) Stimme weder zu noch nicht zu
- d) Stimme eher zu
- e) Stimme voll und ganz zu
- f) Weiß nicht

Question 12. Wenn Sie an den Klimawandel und all die Dinge denken, die Sie damit verbinden: Wie stark löst das in Ihnen die folgenden Gefühle aus?

- 1. Hoffnung
- 2. Angst
- 3. Empörung
- 4. Schuld
- a) Überhaupt nicht
- b) Wenig
- c) Mittelmäßig
- d) Ziemlich
- e) Sehr
- f) Weiß nicht

Inwieweit stimmen Sie den folgenden Aussagen jeweils zu oder nicht zu?

Question 13. Ich glaube, man erwartet von mir persönlich NICHT, dass ich etwas zur Bekämpfung des Klimawandels beitrage.

Question 14. Die meisten Menschen in meinem Umfeld werden selbst aktiv, um zur Bekämpfung des Klimawandels beizutragen.

Question 15. Ich habe kein Bedürfnis meine Ansichten zum Klimawandel mit anderen zu diskutieren.

Question 16. Ich würde Personen zur Rede stellen, die sagen, dass Ihnen der Klimawandel gleichgültig ist.

Question 17. Ich bin zuversichtlich, dass wir als Bürgerinnen und Bürger Deutschlands gemeinsam etwas in Bezug auf den Klimawandel bewirken können.

Question 18. Ich bin bereit, meinen Energieverbrauch wesentlich zu senken, um so zur Bekämpfung des Klimawandels beizutragen.

- | | |
|----------------------------------|----------------------------|
| a) Stimme überhaupt nicht zu | d) Stimme eher zu |
| b) Stimme eher nicht zu | e) Stimme voll und ganz zu |
| c) Stimme weder zu noch nicht zu | f) Weiß nicht |

Question 19. Verschiedene politische Maßnahmen könnten verfolgt werden, um den Klimawandel abzuschwächen oder mit dessen Auswirkungen umzugehen. Inwieweit unterstützen Sie die folgenden politischen Maßnahmen in Deutschland oder lehnen diese ab?

1. Die Erhöhung der Steuern auf fossile Brennstoffe (z.B. Kohle, Mineralöl, Diesel, Petroleum, Benzin).
2. Einen Teil der Energieversorgung mit Atomenergie abdecken.
3. Die Verwendung öffentlicher Gelder zur Förderung erneuerbarer Energien, wie z.B. Windkraft und Solarenergie.
4. Die Erhöhung der Strompreise, um den Verbrauch zu senken.
5. Die Verwendung öffentlicher Gelder zur Förderung von Wärmedämmung an Wohngebäuden.
6. Den Verkauf von Haushaltsgeräten, die nicht energieeffizient sind, gesetzlich verbieten.
7. Bereits jetzt öffentliche Gelder aufwenden, um Deutschland auf die Auswirkungen des Klimawandels vorzubereiten (zum Beispiel für den Ausbau von Hochwasserschutzmaßnahmen).
8. Die Weitergabe öffentlicher Gelder an Entwicklungsländer, damit diese auf extreme Wetterereignisse, wie zum Beispiel Überschwemmungen und Dürren, reagieren können.

- | | |
|------------------------------------------------|----------------------------------|
| a) Lehne ich voll und ganz ab | d) Unterstütze ich eher |
| b) Lehne ich eher ab | e) Unterstütze ich voll und ganz |
| c) Lehne ich weder ab, noch unterstütze ich es | f) Weiß nicht |

Question 20. Im Dezember 2015 hat in Paris die Mehrheit der Länder einem internationalen Abkommen zugestimmt, das darauf abzielt, den Anstieg der globalen Temperatur auf weniger als 2 Grad Celsius zu begrenzen. Unterstützen Sie es, dass sich Deutschland an diesem Abkommen beteiligt, oder lehnen Sie dies ab?

Question 21. Unterstützen Sie die Einführung hoher wirtschaftlicher Strafen gegen Länder, die sich weigern, diesem Abkommen beizutreten, oder lehnen Sie dies ab?

- | | |
|------------------------------------------------|----------------------------------|
| a) Lehne ich voll und ganz ab | d) Unterstütze ich eher |
| b) Lehne ich eher ab | e) Unterstütze ich voll und ganz |
| c) Lehne ich weder ab, noch unterstütze ich es | f) Weiß nicht |

Question 22. Manche Menschen haben moralische Bedenken bezüglich des Klimawandels. Zum Beispiel, weil sie der Meinung sind, dass die schädlichen Auswirkungen des Klimawandels eher ärmere Länder betreffen werden, oder weil sie eine moralische Verpflichtung gegenüber künftigen Generationen empfinden. Inwieweit haben Sie, wenn überhaupt, moralische Bedenken bezüglich des Klimawandels?

- | | |
|--------------------|---------------|
| a) Überhaupt nicht | d) Ziemlich |
| b) Wenig | e) Sehr |
| c) Mittelmäßig | f) Weiß nicht |

Einige Menschen sehen einen Zusammenhang zwischen der aktuellen Flüchtlingskrise und dem Klimawandel, da extreme Wetterereignisse (zum Beispiel Überschwemmungen oder Dürren) die Wahrscheinlichkeit für Unruhen in den gefährdeten Gebieten erhöhen. Uns interessiert Ihre Meinung zum Klimawandel und zu Flüchtlingen, die nach Europa kommen: Inwieweit stimmen Sie den folgenden Aussagen zu oder nicht zu?

Question 23. Der Klimawandel ist einer der Gründe für die große Zahl an Flüchtlingen, die nach Europa kommen.

Question 24. Der Klimawandel wird künftig zu mehr Einwanderung nach Deutschland führen.

- | | |
|----------------------------------|----------------------------|
| a) Stimme überhaupt nicht zu | d) Stimme eher zu |
| b) Stimme eher nicht zu | e) Stimme voll und ganz zu |
| c) Stimme weder zu noch nicht zu | f) Weiß nicht |

Inwieweit stimmen Sie den folgenden Aussagen über Wissenschaft jeweils zu oder nicht zu?

Question 25. Wissenschaft und Technologie werden letztendlich unsere Probleme mit dem Klimawandel lösen.

Question 26. Auf die meisten wissenschaftlichen Fragen kann es mehr als nur eine richtige Antwort geben.

- | | |
|----------------------------------|------------------------------|
| a) Stimme voll und ganz zu | d) Stimme eher nicht zu |
| b) Stimme eher zu | e) Stimme überhaupt nicht zu |
| c) Stimme weder zu noch nicht zu | f) Weiß nicht |

Question 27. In welchen ein bis zwei Informationsquellen hören oder lesen Sie am ehesten etwas über den Klimawandel?

- | | |
|--------------------------------------------------|--------------------------------------------------|
| a) Nachrichtenprogramme im TV | i) Familie und Kollegen |
| b) Sonstige Fernsehprogramme | j) Soziale Netzwerke (z. B. Facebook, Twitter) |
| c) Druckausgaben von Zeitungen | k) Zeitschriften |
| d) Onlineausgaben von Zeitungen | l) Bücher |
| e) Sonstige Webseiten (keine sozialen Netzwerke) | m) Wissenschaftliche Blogs/Fachzeitschriften |
| f) Nachrichtenprogramme im Radio | n) Sonstiges_____ (bitte angeben) |
| g) Sonstige Radioprogramme | o) Ich höre/lese kaum etwas über den Klimawandel |
| h) Freunde | |

Question 28. Was halten Sie im Allgemeinen von den folgenden Arten der Energieerzeugung für Deutschland? Bitte geben Sie an, wie positiv oder negativ Ihre Meinung jeweils ausfällt.

- | | |
|------------------------------------------------------------------------|----------------------------------|
| 1. Biomasse, z. B. Holz, pflanzliche und tierische Abfälle | a) Sehr negativ |
| 2. Kohle | b) Eher negativ |
| 3. Erdgas | c) Weder negativ noch positiv |
| 4. Wasserkraft | d) Eher positiv |
| 5. Atomkraft | e) Sehr positiv |
| 6. Erdöl | f) Habe noch nie davon gehört |
| 7. Sonnen-/Solarenergie | g) Keine Meinung dazu/Weiß nicht |
| 8. Windräder an Land | |
| 9. Hydraulic Fracturing, auch bekannt unter der Bezeichnung „Fracking“ | |
| 10. Windräder vor der Küste | |

Question 29. Wie stark stimmen Sie folgenden Aussagen zu? Energie für Deutschland sollte so produziert werden, dass...

- | | |
|---------------------------------------------------------------------------------|----------------------------------|
| 1. ...Umwelt und Klima geschützt werden. | a) Stimme überhaupt nicht zu |
| 2. ...eine dauerhafte Energieversorgung gesichert ist. | b) Stimme eher nicht zu |
| 3. ...die wirtschaftliche Entwicklung in Deutschland nicht beeinträchtigt wird. | c) Stimme weder zu noch nicht zu |
| 4. ...Energie für jeden erschwinglich ist. | d) Stimme eher zu |
| 5. ...wir nicht von Energieimporten aus anderen Ländern abhängig sind. | e) Stimme voll und ganz zu |
| | f) Weiß nicht |

Question 30. Wie sehr, wenn überhaupt, vertrauen Sie den folgenden Institutionen, in Bezug darauf das deutsche Energiesystem hin zu einer Nutzung von saubereren Energien umzugestalten ?

- | | |
|-------------------------------------------------------------|--------------------|
| 1. Europäische Kommission | a) Überhaupt nicht |
| 2. Bundesregierung | b) Wenig |
| 3. Große Energiekonzerne, d.h. E.ON, EnBW, Vattenfall, RWE. | c) Mittelmäßig |
| 4. Gemeinde- bzw. Stadtverwaltungen. | d) Ziemlich |
| | e) Sehr |
| | f) Weiß nicht |

Inwieweit stimmen Sie den folgenden Aussagen jeweils zu oder nicht zu?

Question 31. Umweltbewusst zu sein ist ein wichtiger Teil von mir.

Question 32. Umweltbewusst zu sein ist ein wichtiger Teil dessen, was die Deutschen ausmacht.

- | | |
|----------------------------------|------------------------------|
| a) Stimme voll und ganz zu | d) Stimme eher nicht zu |
| b) Stimme eher zu | e) Stimme überhaupt nicht zu |
| c) Stimme weder zu noch nicht zu | f) Weiß nicht |

Question 33. Wie sehr, wenn überhaupt, fühlen Sie sich der deutschen Gesellschaft zugehörig?

- | | |
|------------------------------|-------------------|
| a) Überhaupt nicht zugehörig | d) Eher zugehörig |
| b) Wenig zugehörig | e) Sehr zugehörig |
| c) Mittelmäßig zugehörig | f) Weiß nicht |

Question 34. Welche Zeitungen oder Websites bzw. Apps von Zeitungen, wenn überhaupt, lesen Sie regelmäßig? Mit „regelmäßig“ ist mindestens einmal pro Woche gemeint. Fallen Ihnen noch weitere ein?

- | | |
|-----------------------------------------|---------------------------|
| a) Die Welt | f) Frankfurter Rundschau |
| b) Frankfurter Allgemeine Zeitung (FAZ) | g) Die Zeit |
| c) Bild Zeitung | h) Regionale Tageszeitung |
| d) Süddeutsche Zeitung | i) Weiß nicht |
| e) Die Tageszeitung (taz) | j) Keine der genannten |

Question 35. Wenn es um Politik geht, sprechen Menschen oft von „links“ und „rechts“. Wo würden Sie sich auf einer Skala von 0 für „links“ bis 10 für „rechts“ einordnen?

- | | |
|------|-------|
| a) 0 | g) 6 |
| b) 1 | h) 7 |
| c) 2 | i) 8 |
| d) 3 | j) 9 |
| e) 4 | k) 10 |
| f) 5 | |



Understanding Risk Research Group

Cardiff University
70 Park Place
Cardiff, UK
CF10 3AT

www.understanding-risk.org

