ORCA – Online Research @ Cardiff

This is an Open Access document downloaded from ORCA, Cardiff University's institutional repository:https://orca.cardiff.ac.uk/id/eprint/103931/

This is the author's version of a work that was submitted to / accepted for publication.

Citation for final published version:

Jefferies, Matthew T., Cox, Adam C., Shorning, Boris Y., Meniel, Valerie, Griffiths, David, Kynaston, Howard G. , Smalley, Matthew J. and Clarke, Alan R. 2017. PTEN loss and activation of K-RAS and β-catenin cooperate to accelerate prostate tumourigenesis. Journal of Pathology 243 (4) , pp. 442-456. 10.1002/path.4977

Publishers page: http://dx.doi.org/10.1002/path.4977

Please note:
Changes made as a result of publishing processes such as copy-editing, formatting and page numbers may not be reflected in this version. For the definitive version of this publication, please refer to the published source. You are advised to consult the publisher's version if you wish to cite this paper.

This version is being made available in accordance with publisher policies. See http://orca.cf.ac.uk/policies.html for usage policies. Copyright and moral rights for publications made available in ORCA are retained by the copyright holders.

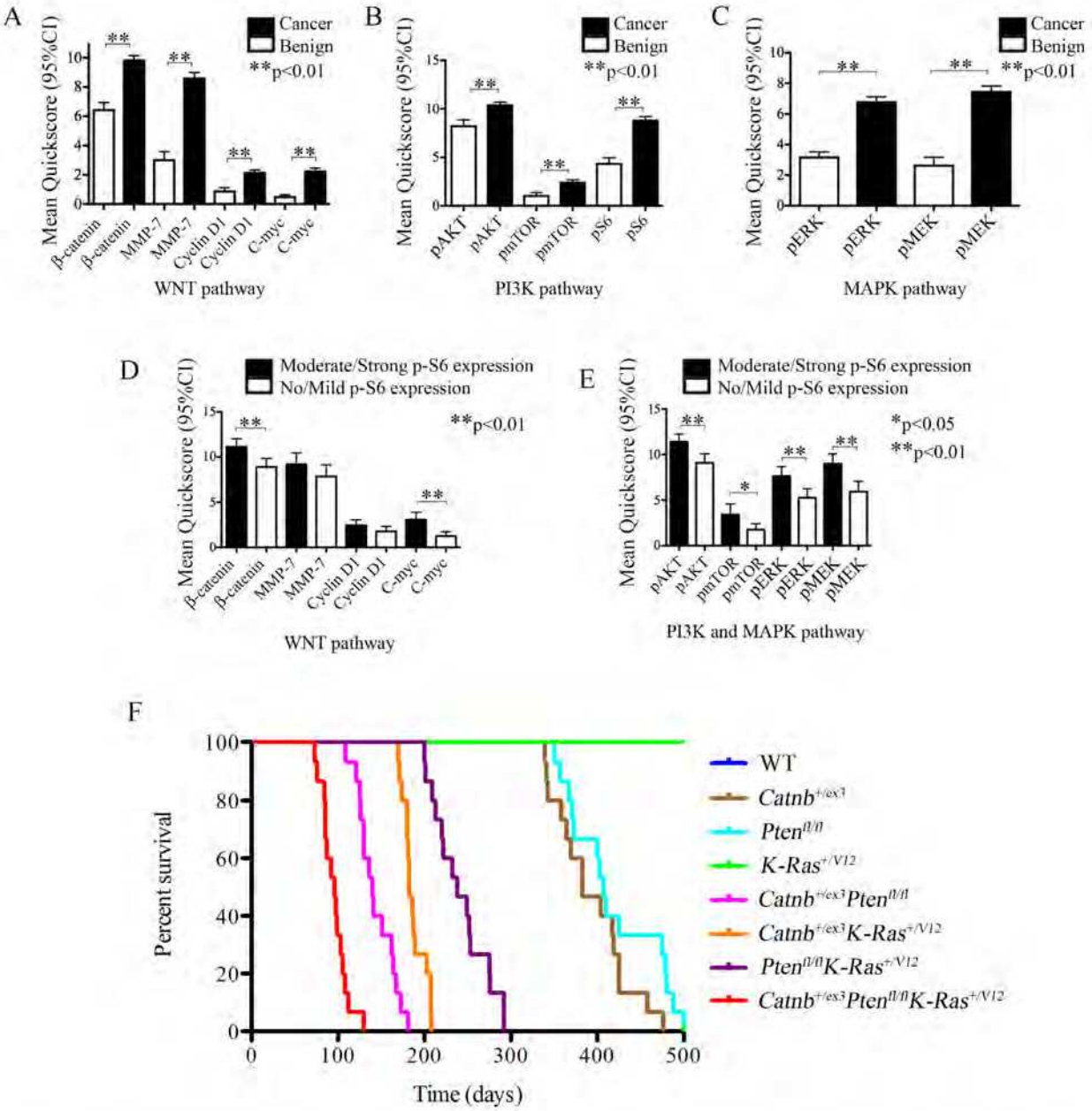

	WT	*Pten*$^{fl/fl}$	*Catn*$^{+/ex3}$	*K-Ras*$^{+/V12}$	*Catn*$^{+/ex3}$ *K-Ras*$^{+/V12}$	*Pten*$^{fl/fl}$ *K-Ras*$^{+/V12}$	*Catn*$^{+/ex3}$ *Pten*$^{fl/fl}$
Pten$^{fl/fl}$	p<0.0001						
Catn$^{+/ex3}$	p<0.0001	p<0.0001					
K-Ras$^{+/V12}$	N.S. (p=1)	N.S. (p=0.104)	p<0.0001				
Catn$^{+/ex3}$ *K-Ras*$^{+/V12}$	p<0.0001	p<0.0001	p<0.0001	p<0.0001			
Pten$^{fl/fl}$ *K-Ras*$^{+/V12}$	p<0.0001	p<0.0001	p<0.0001	p<0.0001	p<0.0001		
Catn$^{+/ex3}$ *Pten*$^{fl/fl}$	p<0.0001	p<0.0001	p<0.0001	p<0.0001	p<0.0001	p<0.0001	
Catn$^{+/ex3}$ *Pten*$^{fl/fl}$ *K-Ras*$^{+/V12}$	p<0.0001	p<0.0001	p<0.0001	p<0.0001	p<0.0001	p<0.0001	p<0.0001

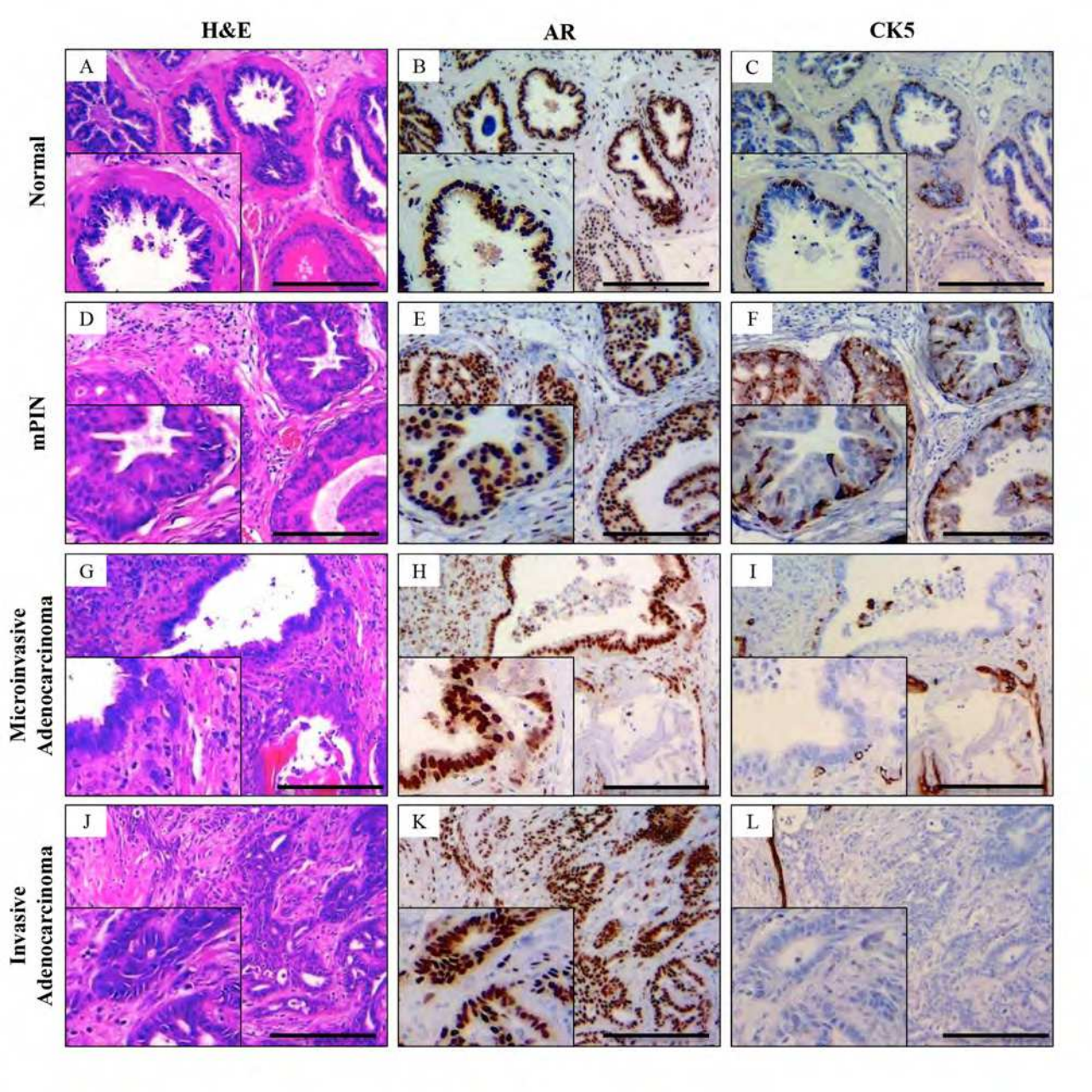
H&E
AR
CK5
Normal
mPIN
Microinvasive Adenocarcinoma
Invasive Adenocarcinoma
A
B
C
D
E
F
G
H
I
J
K
L

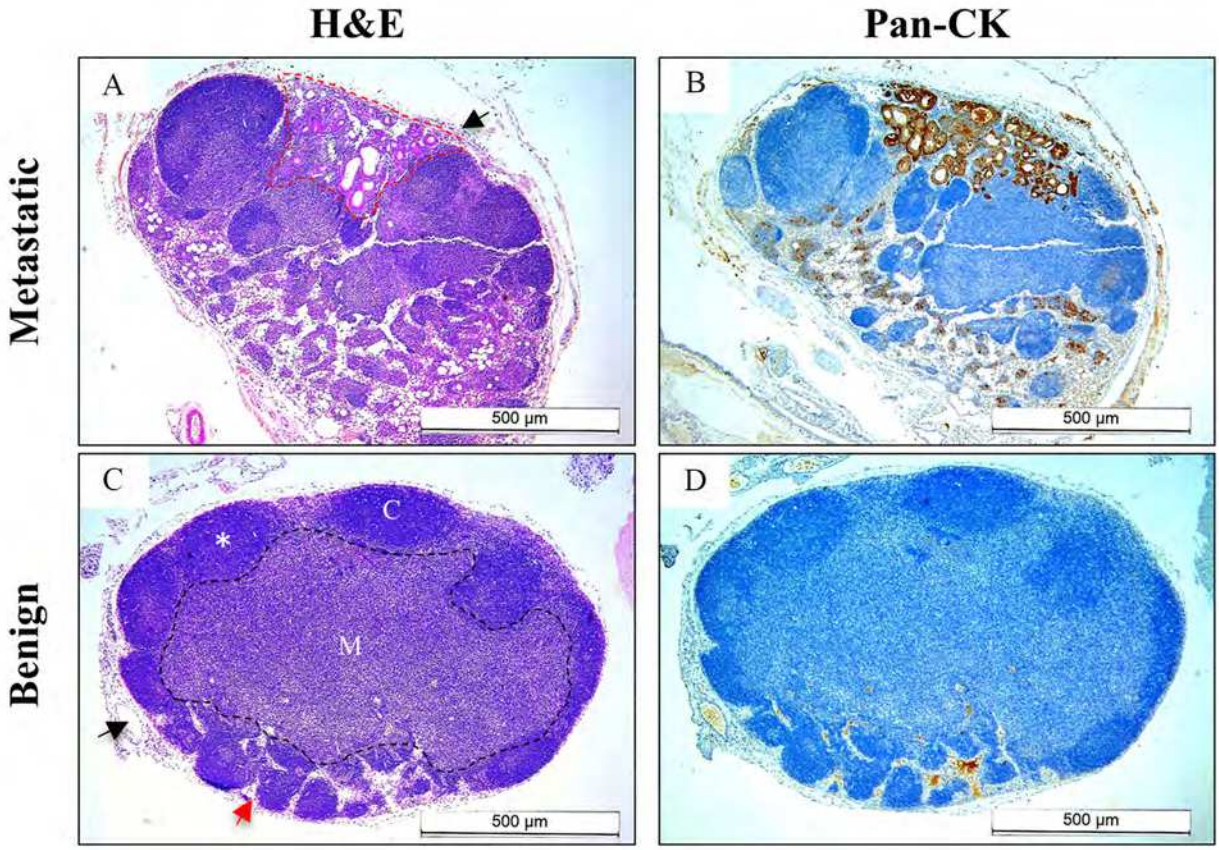
H&E
Pan-CK
Metastatic
Benign
A
B
C
D
500 µm
500 µm
500 µm
500 µm
C
M
*

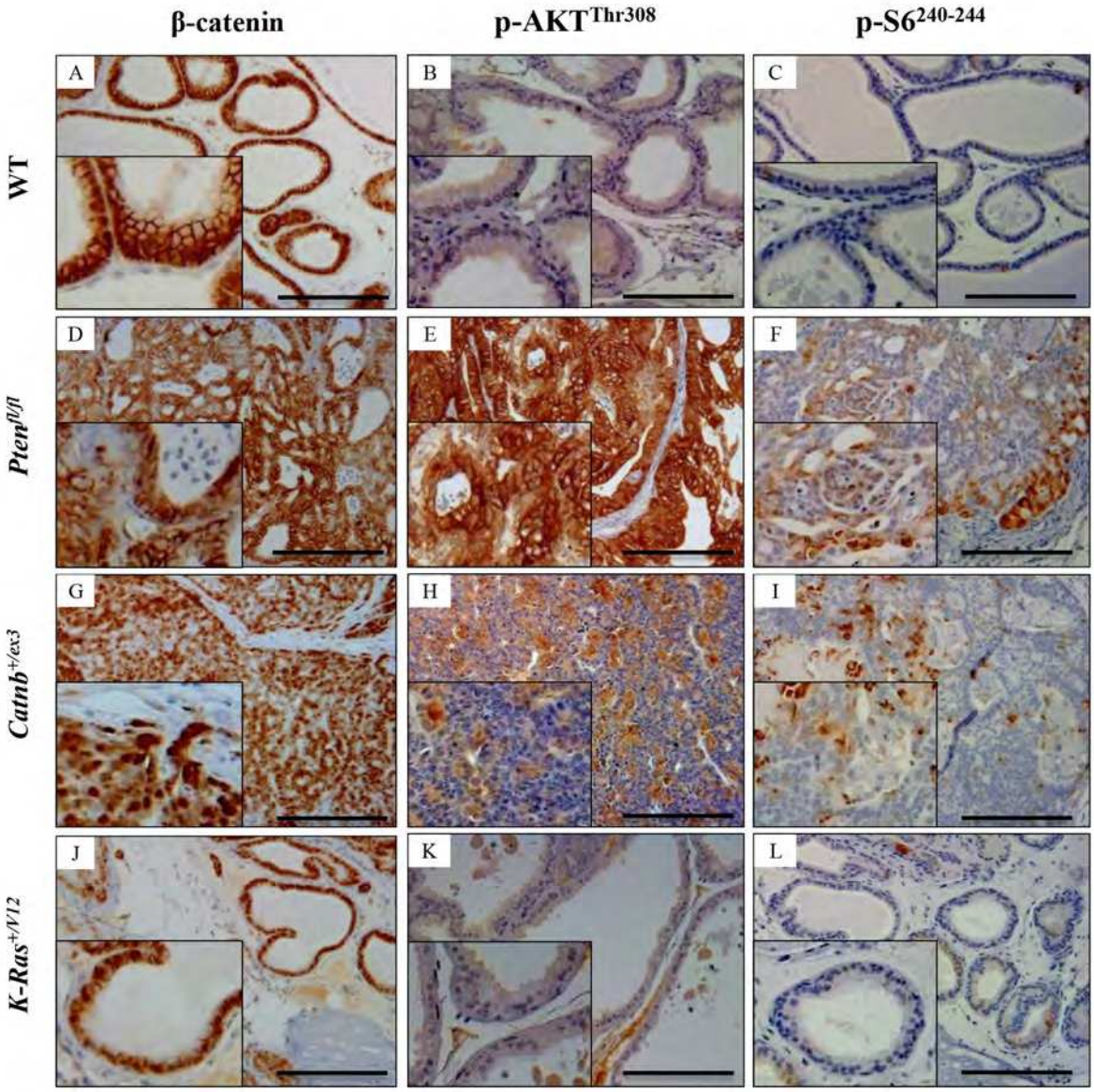
β-catenin
p-AKT Thr308
p-S6 240-244
WT
Pten fl/fl
Catnb +/ex3
K-Ras +/V12
A
B
C
D
E
F
G
H
I
J
K
L

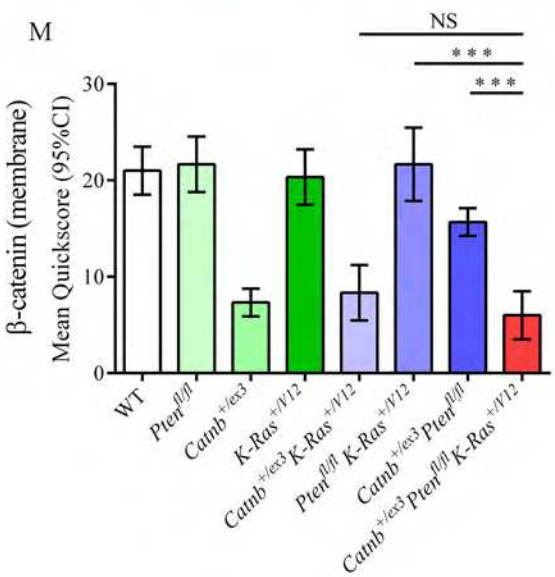
M
NS
***
***
β-catenin (membrane)
Mean Quickscore (95%CI)
30
20
10
0
WT
Pten fl/fl
Catnb +/ex3
K-Ras +/V12
Catnb +/ex3 K-Ras +/V12
Pten fl/fl K-Ras +/V12
Catnb +/ex3 Pten fl/fl
Catnb +/ex3 Pten fl/fl K-Ras +/V12

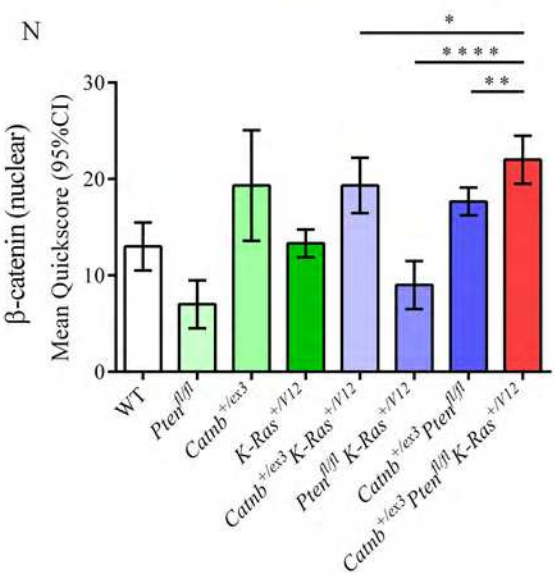
N
*
****
**
β-catenin (nuclear)
Mean Quickscore (95%CI)
30
20
10
0
WT
Pten fl/fl
Catnb +/ex3
K-Ras +/V12
Catnb +/ex3 K-Ras +/V12
Pten fl/fl K-Ras +/V12
Catnb +/ex3 Pten fl/fl
Catnb +/ex3 Pten fl/fl K-Ras +/V12

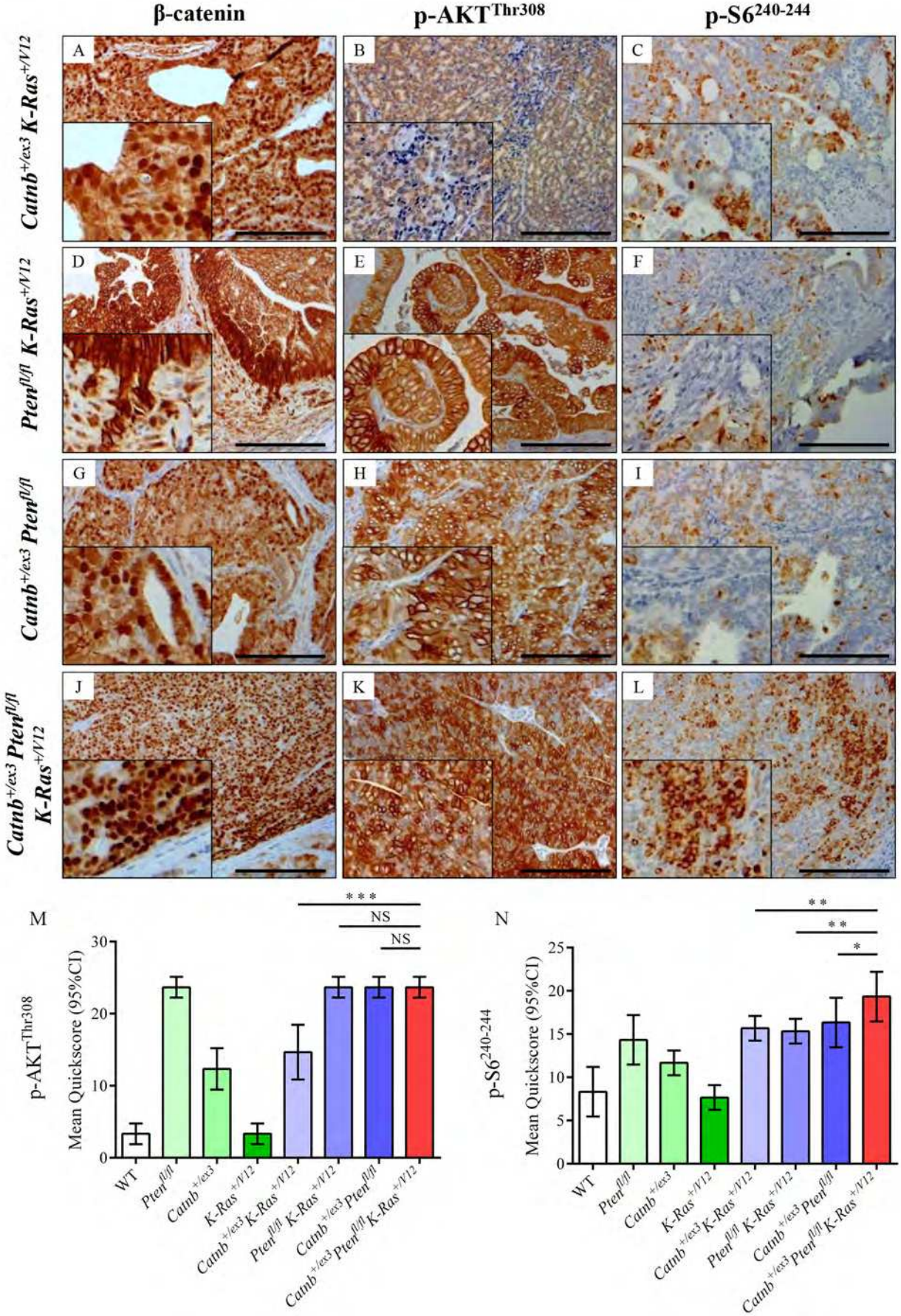
β-catenin
p-AKTThr308
p-S6240-244
Catnb+/ex3 K-Ras+/V12
Ptenfl/fl K-Ras+/V12
Catnb+/ex3 Ptenfl/fl
Catnb+/ex3 Ptenfl/fl K-Ras+/V12
A
B
C
D
E
F
G
H
I
J
K
L
M
N
p-AKTThr308
Mean Quickscore (95%CI)
p-S6240-244
Mean Quickscore (95%CI)
***
NS
NS
**
**
*
WT
Ptenfl/fl
Catnb+/ex3
K-Ras+/V12
Catnb+/ex3 K-Ras+/V12
Ptenfl/fl K-Ras+/V12
Catnb+/ex3 Ptenfl/fl
Catnb+/ex3 Ptenfl/fl K-Ras+/V12

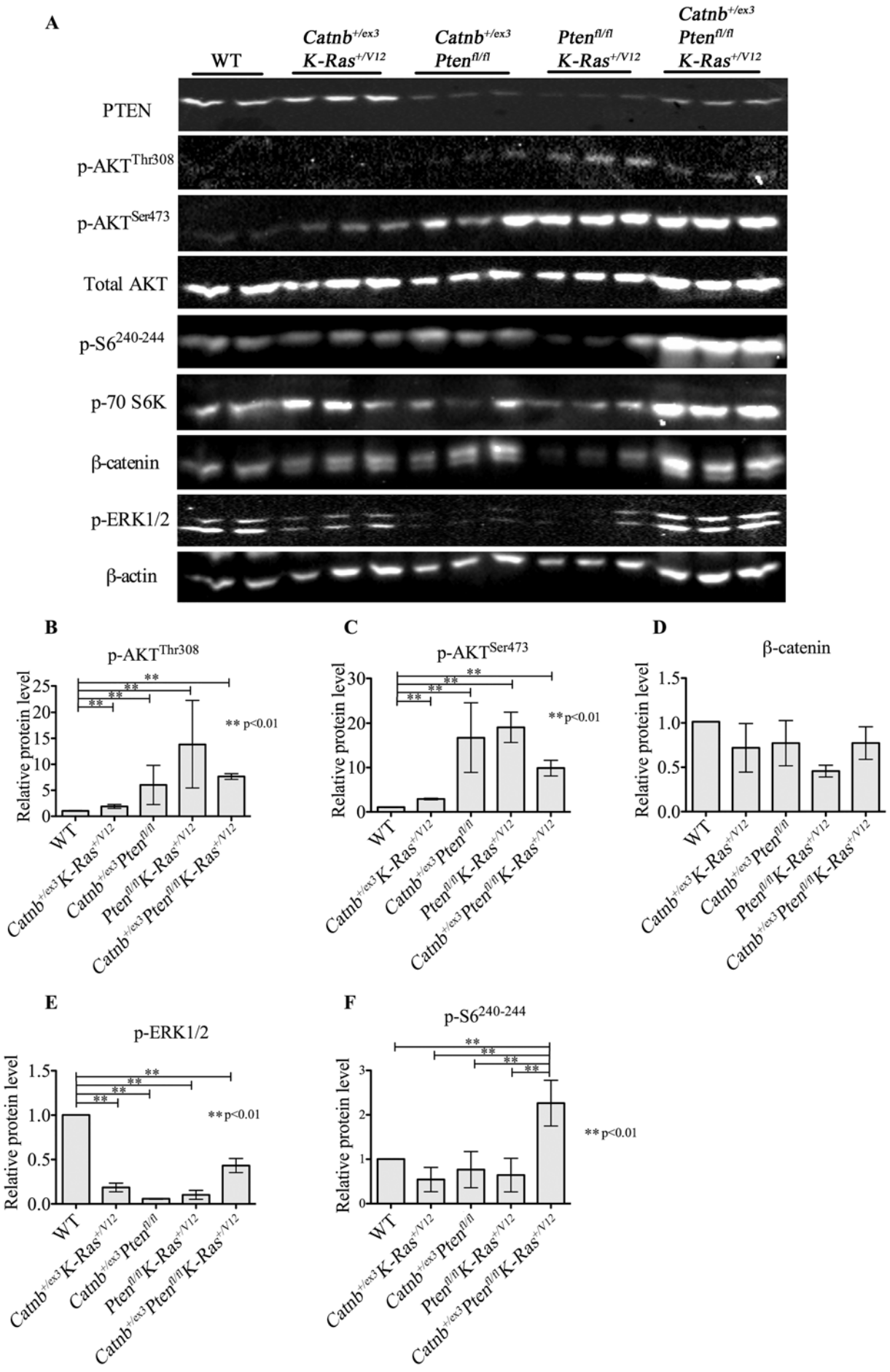
A
WT
Catnb+/ex3 K-Ras+/V12
Catnb+/ex3 Ptenfl/fl
Ptenfl/fl K-Ras+/V12
Catnb+/ex3 Ptenfl/fl K-Ras+/V12
PTEN
p-AKTThr308
p-AKTSer473
Total AKT
p-S6240-244
p-70 S6K
β-catenin
p-ERK1/2
β-actin
B
p-AKTThr308
Relative protein level
** p<0.01
C
p-AKTSer473
Relative protein level
** p<0.01
D
β-catenin
Relative protein level
E
p-ERK1/2
Relative protein level
** p<0.01
F
p-S6240-244
Relative protein level
** p<0.01
WT
Catnb+/ex3 K-Ras+/V12
Catnb+/ex3 Ptenfl/fl
Ptenfl/fl K-Ras+/V12
Catnb+/ex3 Ptenfl/fl K-Ras+/V12