

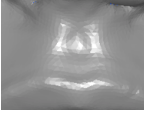





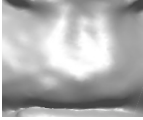






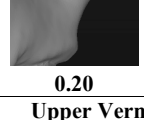
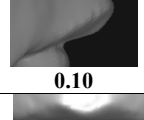






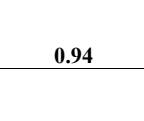
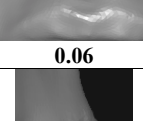


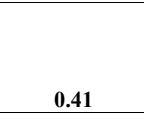
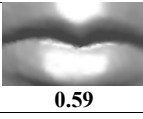
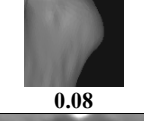
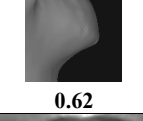





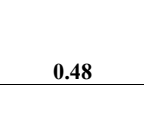















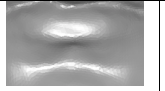

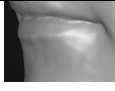
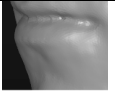
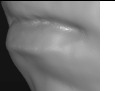
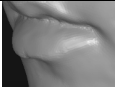




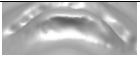



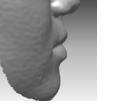


	0	1	2	3	4	5	6
<b>Philtrum</b>							
<b>Philtrum shape</b>	 0.07	 0.14	 0.07	 0.42	 0.19	 0.06	 0.05
<b>Philtrum width</b>	 0.11	 0.69	 0.20				
<b>Cupid's bow shape</b>	 0.07	 0.53	 0.40				
<b>Nasolabial angle (Profile)</b>	 0.15	 0.65	 0.20				
<b>Upper Vermilion</b>							
<b>Vermilion fullness (Profile)</b>	 0.10	 0.66	 0.24				
<b>Vermilion contour</b>	 0.50	 0.35	 0.07	 0.08			
<b>Vermilion border</b>	 0.11	 0.89					
<b>Double border</b>	 0.94	 0.06					
<b>Vermilion brim (Profile)</b>	 0.69	 0.31					
<b>Vermilion groove</b>	 0.76	 0.24					
<b>Vermilion drop</b>	 0.41	 0.59					
<b>Lower Vermilion</b>							
<b>Vermilion fullness (Profile)</b>	 0.08	 0.62	 0.30				
<b>Vermilion contour</b>	 0.22	 0.07	 0.50	 0.21			
<b>Vermilion border</b>	 0.04	 0.96					
<b>Double vermilion border</b>	 0.56	 0.44					
<b>Vermilion brim (Profile)</b>	 0.48	 0.52					

<b>Vermilion groove</b>							
	<b>0.87</b>	<b>0.13</b>					
<b>Vermilion bump</b>							
	<b>0.78</b>	<b>0.22</b>					
<b>Commissures</b>							
<b>Commissures</b>							
	<b>0.10</b>	<b>0.37</b>	<b>0.53</b>				
<b>Sub-Lip</b>							
<b>Lip-chin shape (Profile)</b>							
	<b>0.04</b>	<b>0.37</b>	<b>0.39</b>	<b>0.12</b>	<b>0.08</b>		
<b>Mentolabial fold</b>							
	<b>0.56</b>	<b>0.44</b>					
<b>Chin dimple</b>							
	<b>0.78</b>	<b>0.22</b>					
<b>Lower lip tone (3/4 View)</b>							
	<b>0.07</b>	<b>0.13</b>	<b>0.36</b>	<b>0.34</b>	<b>0.10</b>		
<b>Lower lip tone (Looking up)</b>							
	<b>0.17</b>	<b>0.13</b>	<b>0.29</b>	<b>0.33</b>	<b>0.09</b>		
<b>Skeletal pattern</b>							
	<b>0.25</b>	<b>0.64</b>	<b>0.11</b>				

Supplementary Figure 1 Classification scale for the characterisation of lip phenotypes and their proportions for the 4,747 ALSPAC population.