

This is an Open Access document downloaded from ORCA, Cardiff University's institutional repository: <https://orca.cardiff.ac.uk/id/eprint/117693/>

This is the author's version of a work that was submitted to / accepted for publication.

Citation for final published version:

McVicker, Rebecca, Agarwal, Nishtha, Freakley, Simon J., He, Qian , Althahban, Sultan, Taylor, Stuart H. , Kiely, Christopher. J. and Hutchings, Graham J. 2020. Low temperature selective oxidation of methane using gold-palladium colloids. *Catalysis Today* 342 , pp. 32-38. 10.1016/j.cattod.2018.12.017

Publishers page: <http://dx.doi.org/10.1016/j.cattod.2018.12.017>

Please note:

Changes made as a result of publishing processes such as copy-editing, formatting and page numbers may not be reflected in this version. For the definitive version of this publication, please refer to the published source. You are advised to consult the publisher's version if you wish to cite this paper.

This version is being made available in accordance with publisher policies. See <http://orca.cf.ac.uk/policies.html> for usage policies. Copyright and moral rights for publications made available in ORCA are retained by the copyright holders.



## Supplementary Information

### Low Temperature Selective Oxidation of Methane using Gold-Palladium Colloids

Rebecca McVicker<sup>1</sup>, Nishtha Agarwal<sup>1</sup>, Simon J. Freakley<sup>1,2</sup>, Qian He<sup>1</sup>, Sultan Althahban<sup>3</sup>, Stuart H. Taylor<sup>1</sup>, Christopher. J. Kiely<sup>1,3</sup> and Graham J. Hutchings<sup>1\*</sup>

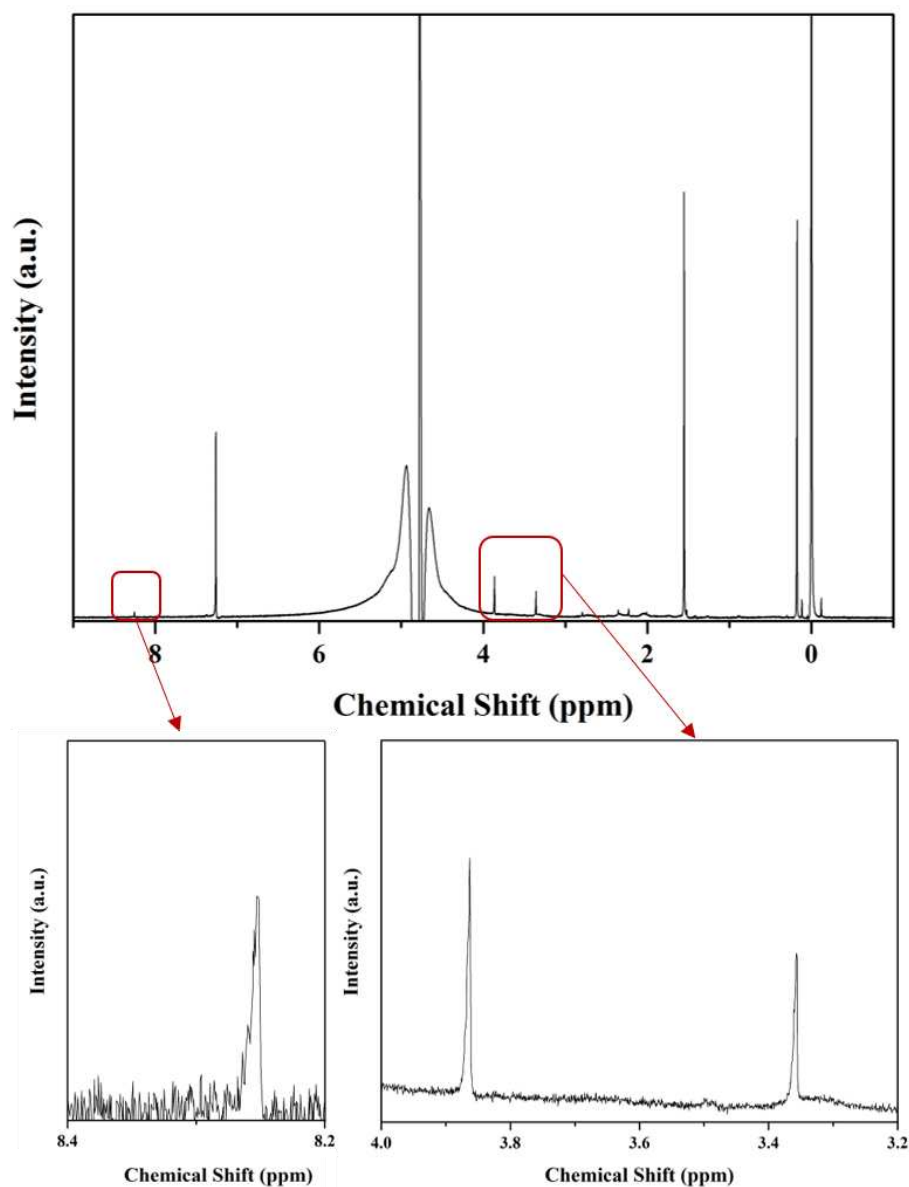
<sup>1</sup> Cardiff Catalysis Institute, School of Chemistry, Cardiff University, Main Building, Park Place, Cardiff, CF10 3AT, UK.

<sup>3</sup> Department of Chemistry, University of Bath, 1 South, Claverton Down, Bath, BA2 7AY, UK.

<sup>3</sup> Department of Materials Science and Engineering, Lehigh University, 5 East Packer Avenue, Bethlehem, Pennsylvania, 18015, USA.

\* To whom correspondence should be addressed. E-mail: [hutch@cardiff.ac.uk](mailto:hutch@cardiff.ac.uk)

**Figure S1** –  $^1\text{H}$ -NMR spectrum obtained from a typical reaction mixture.

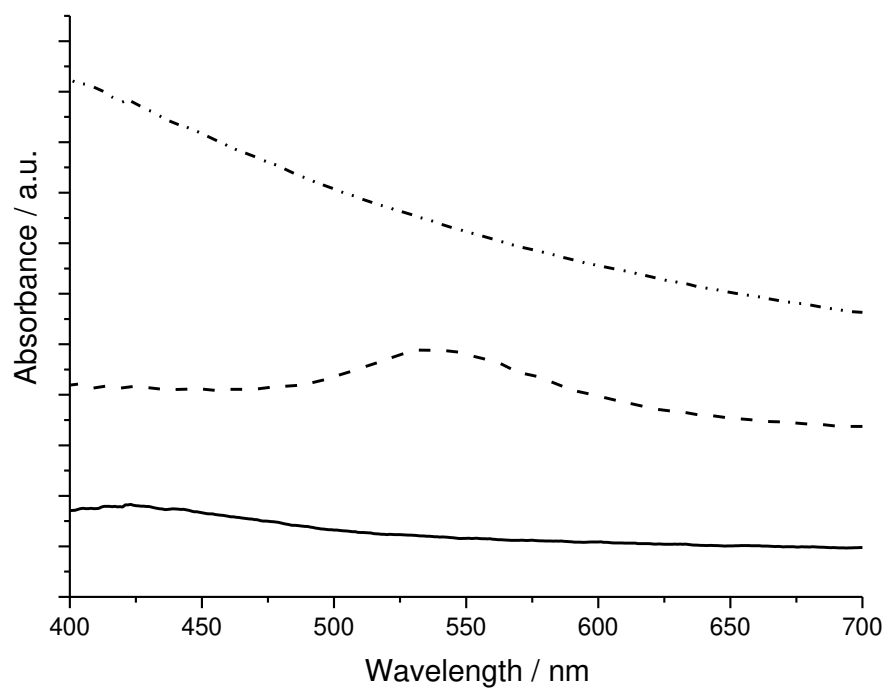


The oxygenated species identified were methylhydroperoxide (s,  $\delta=3.9$ ) and methanol (s,  $\delta=3.4$ ) shown in the zoomed inset along with formic acid (s,  $\delta=8.4$ ). The relative intensities in insets are arbitrarily shown. The other signals present corresponds to tetramethylsilane (s,  $\delta=0$ ),  $\text{CHCl}_3$  (s,  $\delta=7.3$ ),  $\text{H}_2\text{O}$  in  $\text{CDCl}_3$  (s,  $\delta=1.5$ ) and dissolved  $\text{CH}_4$  (s,  $\delta=0.2$ ).

**Table S1** Liquid phase oxygenated products analysed by <sup>1</sup>H-NMR for methane oxidation.

<b>Species</b>	<b>Abbreviation</b>	<b>δ/ppm</b>
Methanol	CH <sub>3</sub> OH	3.35, s
Methyl hydroperoxide	CH <sub>3</sub> OOH	3.9, s
Formic acid	HCOOH	8.4, s

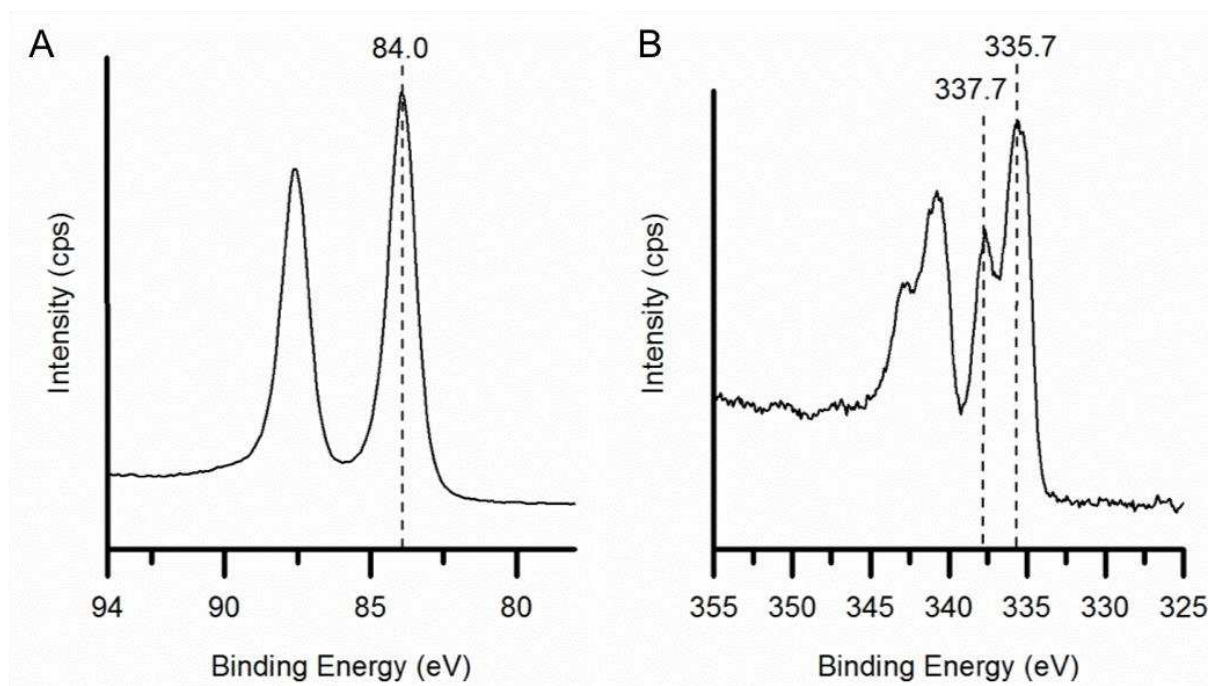
**Figure S2** – UV-vis spectrometry of Au-only, Pd-only and Au-Pd colloids



*Key:* Solid line – palladium-only colloid, dashed line – gold-only colloid, dashed/dotted line – gold/palladium colloid.

*All colloids:* PVP (10kDa) : Metal = 1.2 : 1, Au : Pd = 1:1 molar, [metal] =  $7.57 \times 10^{-4}$  M.

**Figure S3** – XPS spectra of monometallic (A) Au(4f) for Au colloid, (B) Pd(3d) for Pd colloid,



**Table S2** – Re-usability of the Au-Pd -PVP colloid over multiple reaction cycles

Entry	Time	Amount of Product ( $\mu\text{mol}$ )				Oxygenate Selectivity (%)	MeOH Selectivity (%)	Productivity ( $\text{mol kg}^{-1}_{\text{cat}} \text{h}^{-1}$ )	TOF ( $\text{h}^{-1}$ )	$\text{H}_2\text{O}_2$ used/ products generated
		$\text{CH}_3\text{OH}$	$\text{CH}_3\text{OOH}$	$\text{HCOOH}$	$\text{CO}_2$					
1	1 x 10	2.14	4.43	2.14	1.31	87	21.4	52.6	7.8	80
2	2 x 10	2.86	4.00	9.29	3.65	82	14.4	51.9	7.6	100

*Reaction Conditions;* 1000  $\mu\text{mol}$   $\text{H}_2\text{O}_2$ , 50  $^\circ\text{C}$ , total volume 10 ml, 30 bar, 1500 rpm, 7.57  $\mu\text{mol}$  metal per reaction.

*Colloid;* Au: Pd = 1:1 molar,  $[\text{metal}] = 7.57 \times 10^{-4} \text{M}$ .

**Table S3** – Methane oxidation under optimized conditions with Au-Pd colloids with H<sub>2</sub>O<sub>2</sub>

Entry	Catalyst	Amount of Product ( $\mu\text{mol}$ )				Oxygenate Selectivity (%)	MeOH Selectivity (%)	Productivity ( $\text{mol kg}^{-1}\text{cat h}^{-1}$ )	TOF ( $\text{h}^{-1}$ )	H <sub>2</sub> O <sub>2</sub> used/ products generated
		CH <sub>3</sub> OH	CH <sub>3</sub> OOH	HCOOH	CO <sub>2</sub>					
1	Au-Pd colloid–PVP <sup>a</sup>	2.29	10.86	2.57	1.09	94	14	29.4	4.2	40
2	Au-Pd colloid–PVP <sup>b</sup>	11.00	13.86	9.57	8.11	81	26	74.4	11	110
3	Au-Pd colloid–PVP <sup>c</sup>	0.00	0.00	0.00	0.17	-	-	-	0.06	46

<sup>a</sup> *Reaction condition:* 1000  $\mu\text{mol}$  H<sub>2</sub>O<sub>2</sub>, 50 °C, total volume 10 ml, 30 bar, 0.5 h, 1500 rpm, 7.57  $\mu\text{mol}$  metal per reaction.

<sup>b</sup> *Optimum Condition:* 5000  $\mu\text{mol}$  H<sub>2</sub>O<sub>2</sub>, 60 °C, total volume 10 ml, 40 bar, 0.5 h, 1000 rpm, 7.57  $\mu\text{mol}$  metal per reaction.

<sup>c</sup> *Blank Reaction:* 1000  $\mu\text{mol}$  H<sub>2</sub>O<sub>2</sub>, 50 °C, total volume 10 ml, 30 bar N<sub>2</sub>, 0.5 h, 1500 rpm, 7.57  $\mu\text{mol}$  metal per reaction.

*Colloid; PVP:* metal = 1.2:1, Au: Pd = 1:1 molar, [metal] =  $7.57 \times 10^{-4}$  M