

## Health Technology Assessment

Volume 23 • Issue 57 • October 2019

ISSN 1366-5278

# Group cognitive-behavioural programme to reduce the impact of rheumatoid arthritis fatigue: the RAFT RCT with economic and qualitative evaluations

*Sarah Hewlett, Celia Almeida, Nicholas Ambler, Peter S Blair, Ernest Choy,  
Emma Dures, Alison Hammond, William Hollingworth, Bryar Kadir,  
John Kirwan, Zoe Plummer, Clive Rooke, Joanna Thorn, Nicholas Turner and  
Jonathan Pollock on behalf of the RAFT Study Group*





# Group cognitive–behavioural programme to reduce the impact of rheumatoid arthritis fatigue: the RAFT RCT with economic and qualitative evaluations

Sarah Hewlett,<sup>1\*</sup> Celia Almeida,<sup>1</sup> Nicholas Ambler,<sup>2</sup> Peter S Blair,<sup>3</sup> Ernest Choy,<sup>4</sup> Emma Dures,<sup>1</sup> Alison Hammond,<sup>5</sup> William Hollingworth,<sup>3</sup> Bryar Kadir,<sup>3</sup> John Kirwan,<sup>6</sup> Zoe Plummer,<sup>1</sup> Clive Rooke,<sup>7</sup> Joanna Thorn,<sup>3</sup> Nicholas Turner<sup>3</sup> and Jonathan Pollock<sup>8</sup> on behalf of the RAFT Study Group

<sup>1</sup>Department of Nursing and Midwifery, University of the West of England  
Bristol, Bristol, UK

<sup>2</sup>Pain Management Centre, Southmead Hospital, Bristol, UK

<sup>3</sup>Department of Population Health Sciences, University of Bristol, Bristol, UK

<sup>4</sup>Section of Rheumatology, Division of Infection and Immunity, Cardiff University,  
Cardiff, UK

<sup>5</sup>Centre for Health Sciences Research, School of Health Sciences, University of  
Salford, Salford, UK

<sup>6</sup>Academic Rheumatology, Department of Translational Health Sciences,  
University of Bristol, Bristol, UK

<sup>7</sup>Patient Research Partner, Academic Rheumatology, Bristol Royal Infirmary,  
Bristol, UK

<sup>8</sup>Department of Health and Social Sciences, University of the West of England  
Bristol, Bristol, UK

\*Corresponding author

**Declared competing interests of authors:** Sarah Hewlett's institution received a grant from Novartis International AG (Basel, Switzerland) after the trial ended, to train rheumatology teams in fatigue management. Ernest Choy's institution received grants from the Medical Research Council (London, UK) and Versus Arthritis (formerly Arthritis Research UK) (Chesterfield, UK). In addition, Ernest Choy has received grants/ consultancy or speaker's fees from AbbVie Inc. (North Chicago, IL, USA), Bristol-Myers Squibb (New York, NY, USA), Chugai Pharmaceutical Co. (Tokyo, Japan), Eli Lilly and Company (Indianapolis, IN, USA), Janssen: Pharmaceutical Companies of Johnson & Johnson (Beerse, Belgium), Novartis International AG, ObsEva SA (Geneva, Switzerland), Pfizer Inc. (New York, NY, USA), Regeneron Pharmaceuticals, Inc. (Tarrytown, NY, USA), F. Hoffmann-La Roche AG (Basel, Switzerland), R-Pharm JSC (Moscow, Russia), Sanofi SA (Paris, France), SynAct Pharma (Lund, Sweden), Tonix Pharmaceuticals (New York, NY, USA) and UCB Pharma Ltd (Slough, UK). William Hollingworth is a member of the Health Technology Assessment Clinical Trial Board (2016–present).

**Disclaimer:** This report contains transcripts of interviews conducted in the course of the research and contains language that may offend some readers.



Published October 2019

DOI: 10.3310/hta23570

This report should be referenced as follows:

Hewlett S, Almeida C, Ambler N, Blair PS, Choy E, Dures E, *et al.* Group cognitive–behavioural programme to reduce the impact of rheumatoid arthritis fatigue: the RAFT RCT with economic and qualitative evaluations. *Health Technol Assess* 2019;**23**(57).

*Health Technology Assessment* is indexed and abstracted in *Index Medicus*/MEDLINE, *Excerpta Medica*/EMBASE, *Science Citation Index Expanded* (SciSearch®) and *Current Contents*®/Clinical Medicine.



ISSN 1366-5278 (Print)

ISSN 2046-4924 (Online)

Impact factor: 3.819

*Health Technology Assessment* is indexed in MEDLINE, CINAHL, EMBASE, The Cochrane Library and the Clarivate Analytics Science Citation Index.

This journal is a member of and subscribes to the principles of the Committee on Publication Ethics (COPE) ([www.publicationethics.org/](http://www.publicationethics.org/)).

Editorial contact: [journals.library@nihr.ac.uk](mailto:journals.library@nihr.ac.uk)

The full HTA archive is freely available to view online at [www.journalslibrary.nihr.ac.uk/hta](http://www.journalslibrary.nihr.ac.uk/hta). Print-on-demand copies can be purchased from the report pages of the NIHR Journals Library website: [www.journalslibrary.nihr.ac.uk](http://www.journalslibrary.nihr.ac.uk)

## Criteria for inclusion in the *Health Technology Assessment* journal

Reports are published in *Health Technology Assessment* (HTA) if (1) they have resulted from work for the HTA programme, and (2) they are of a sufficiently high scientific quality as assessed by the reviewers and editors.

Reviews in *Health Technology Assessment* are termed 'systematic' when the account of the search appraisal and synthesis methods (to minimise biases and random errors) would, in theory, permit the replication of the review by others.

## HTA programme

Health Technology Assessment (HTA) research is undertaken where some evidence already exists to show that a technology can be effective and this needs to be compared to the current standard intervention to see which works best. Research can evaluate any intervention used in the treatment, prevention or diagnosis of disease, provided the study outcomes lead to findings that have the potential to be of direct benefit to NHS patients. Technologies in this context mean any method used to promote health; prevent and treat disease; and improve rehabilitation or long-term care. They are not confined to new drugs and include any intervention used in the treatment, prevention or diagnosis of disease.

The journal is indexed in NHS Evidence via its abstracts included in MEDLINE and its Technology Assessment Reports inform National Institute for Health and Care Excellence (NICE) guidance. HTA research is also an important source of evidence for National Screening Committee (NSC) policy decisions.

## This report

The research reported in this issue of the journal was funded by the HTA programme as project number 11/112/01. The contractual start date was in November 2013. The draft report began editorial review in June 2018 and was accepted for publication in January 2019. The authors have been wholly responsible for all data collection, analysis and interpretation, and for writing up their work. The HTA editors and publisher have tried to ensure the accuracy of the authors' report and would like to thank the reviewers for their constructive comments on the draft document. However, they do not accept liability for damages or losses arising from material published in this report.

This report presents independent research funded by the National Institute for Health Research (NIHR). The views and opinions expressed by authors in this publication are those of the authors and do not necessarily reflect those of the NHS, the NIHR, NETSCC, the HTA programme or the Department of Health and Social Care. If there are verbatim quotations included in this publication the views and opinions expressed by the interviewees are those of the interviewees and do not necessarily reflect those of the authors, those of the NHS, the NIHR, NETSCC, the HTA programme or the Department of Health and Social Care.

© Queen's Printer and Controller of HMSO 2019. This work was produced by Hewlett *et al.* under the terms of a commissioning contract issued by the Secretary of State for Health and Social Care. This issue may be freely reproduced for the purposes of private research and study and extracts (or indeed, the full report) may be included in professional journals provided that suitable acknowledgement is made and the reproduction is not associated with any form of advertising. Applications for commercial reproduction should be addressed to: NIHR Journals Library, National Institute for Health Research, Evaluation, Trials and Studies Coordinating Centre, Alpha House, University of Southampton Science Park, Southampton SO16 7NS, UK.

Published by the NIHR Journals Library ([www.journalslibrary.nihr.ac.uk](http://www.journalslibrary.nihr.ac.uk)), produced by Prepress Projects Ltd, Perth, Scotland ([www.prepress-projects.co.uk](http://www.prepress-projects.co.uk)).

## NIHR Journals Library Editor-in-Chief

**Professor Ken Stein** Professor of Public Health, University of Exeter Medical School, UK

## NIHR Journals Library Editors

**Professor John Powell** Chair of HTA and EME Editorial Board and Editor-in-Chief of HTA and EME journals. Consultant Clinical Adviser, National Institute for Health and Care Excellence (NICE), UK, and Senior Clinical Researcher, Nuffield Department of Primary Care Health Sciences, University of Oxford, UK

**Professor Andrée Le May** Chair of NIHR Journals Library Editorial Group (HS&DR, PGfAR, PHR journals) and Editor-in-Chief of HS&DR, PGfAR, PHR journals

**Professor Matthias Beck** Professor of Management, Cork University Business School, Department of Management and Marketing, University College Cork, Ireland

**Dr Tessa Crilly** Director, Crystal Blue Consulting Ltd, UK

**Dr Eugenia Cronin** Senior Scientific Advisor, Wessex Institute, UK

**Dr Peter Davidson** Consultant Advisor, Wessex Institute, University of Southampton, UK

**Ms Tara Lamont** Director, NIHR Dissemination Centre, UK

**Dr Catriona McDaid** Senior Research Fellow, York Trials Unit, Department of Health Sciences, University of York, UK

**Professor William McGuire** Professor of Child Health, Hull York Medical School, University of York, UK

**Professor Geoffrey Meads** Professor of Wellbeing Research, University of Winchester, UK

**Professor John Norrie** Chair in Medical Statistics, University of Edinburgh, UK

**Professor James Raftery** Professor of Health Technology Assessment, Wessex Institute, Faculty of Medicine, University of Southampton, UK

**Dr Rob Riemsma** Reviews Manager, Kleijnen Systematic Reviews Ltd, UK

**Professor Helen Roberts** Professor of Child Health Research, UCL Great Ormond Street Institute of Child Health, UK

**Professor Jonathan Ross** Professor of Sexual Health and HIV, University Hospital Birmingham, UK

**Professor Helen Snooks** Professor of Health Services Research, Institute of Life Science, College of Medicine, Swansea University, UK

**Professor Ken Stein** Professor of Public Health, University of Exeter Medical School, UK

**Professor Jim Thornton** Professor of Obstetrics and Gynaecology, Faculty of Medicine and Health Sciences, University of Nottingham, UK

**Professor Martin Underwood** Warwick Clinical Trials Unit, Warwick Medical School, University of Warwick, UK

Please visit the website for a list of editors: [www.journalslibrary.nihr.ac.uk/about/editors](http://www.journalslibrary.nihr.ac.uk/about/editors)

**Editorial contact:** [journals.library@nihr.ac.uk](mailto:journals.library@nihr.ac.uk)



# Abstract

## Group cognitive–behavioural programme to reduce the impact of rheumatoid arthritis fatigue: the RAFT RCT with economic and qualitative evaluations

Sarah Hewlett,<sup>1\*</sup> Celia Almeida,<sup>1</sup> Nicholas Ambler,<sup>2</sup> Peter S Blair,<sup>3</sup> Ernest Choy,<sup>4</sup> Emma Dures,<sup>1</sup> Alison Hammond,<sup>5</sup> William Hollingworth,<sup>3</sup> Bryar Kadir,<sup>3</sup> John Kirwan,<sup>6</sup> Zoe Plummer,<sup>1</sup> Clive Rooke,<sup>7</sup> Joanna Thorn,<sup>3</sup> Nicholas Turner<sup>3</sup> and Jonathan Pollock<sup>8</sup> on behalf of the RAFT Study Group

<sup>1</sup>Department of Nursing and Midwifery, University of the West of England Bristol, Bristol, UK

<sup>2</sup>Pain Management Centre, Southmead Hospital, Bristol, UK

<sup>3</sup>Department of Population Health Sciences, University of Bristol, Bristol, UK

<sup>4</sup>Section of Rheumatology, Division of Infection and Immunity, Cardiff University, Cardiff, UK

<sup>5</sup>Centre for Health Sciences Research, School of Health Sciences, University of Salford, Salford, UK

<sup>6</sup>Academic Rheumatology, Department of Translational Health Sciences, University of Bristol, Bristol, UK

<sup>7</sup>Patient Research Partner, Academic Rheumatology, Bristol Royal Infirmary, Bristol, UK

<sup>8</sup>Department of Health and Social Sciences, University of the West of England Bristol, Bristol, UK

\*Corresponding author [Sarah.Hewlett@uwe.ac.uk](mailto:Sarah.Hewlett@uwe.ac.uk)

**Background:** Fatigue is a major problem in rheumatoid arthritis (RA). There is evidence for the clinical effectiveness of cognitive–behavioural therapy (CBT) delivered by clinical psychologists, but few rheumatology units have psychologists.

**Objectives:** To compare the clinical effectiveness and cost-effectiveness of a group CBT programme for RA fatigue [named RAFT, i.e. Reducing Arthritis Fatigue by clinical Teams using cognitive–behavioural (CB) approaches], delivered by the rheumatology team in addition to usual care (intervention), with usual care alone (control); and to evaluate tutors' experiences of the RAFT programme.

**Design:** A randomised controlled trial. Central trials unit computerised randomisation in four consecutive cohorts within each of the seven centres. A nested qualitative evaluation was undertaken.

**Setting:** Seven hospital rheumatology units in England and Wales.

**Participants:** Adults with RA and fatigue severity of  $\geq 6$  [out of 10, as measured by the Bristol Rheumatoid Arthritis Fatigue Numerical Rating Scale (BRAFF-NRS)] who had no recent changes in major RA medication/ glucocorticoids.

**Interventions:** RAFT – group CBT programme delivered by rheumatology tutor pairs (nurses/occupational therapists). Usual care – brief discussion of a RA fatigue self-management booklet with the research nurse.

**Main outcome measures:** Primary – fatigue impact (as measured by the BRAFF-NRS) at 26 weeks. Secondary – fatigue severity/coping (as measured by the BRAFF-NRS); broader fatigue impact [as measured by the Bristol Rheumatoid Arthritis Fatigue Multidimensional Questionnaire (BRAFF-MDQ)]; self-reported clinical status; quality of life; mood; self-efficacy; and satisfaction. All data were collected at weeks 0, 6,

26, 52, 78 and 104. In addition, fatigue data were collected at weeks 10 and 18. The intention-to-treat analysis conducted was blind to treatment allocation, and adjusted for baseline scores and centre. Cost-effectiveness was explored through the intervention and RA-related health and social care costs, allowing the calculation of quality-adjusted life-years (QALYs) with the EuroQol-5 Dimensions, five-level version (EQ-5D-5L). Tutor and focus group interviews were analysed using inductive thematic analysis.

**Results:** A total of 308 out of 333 patients completed 26 weeks (RAFT,  $n/N = 156/175$ ; control,  $n/N = 152/158$ ). At 26 weeks, the mean BRAF-NRS impact was reduced for the RAFT programme ( $-1.36$  units;  $p < 0.001$ ) and the control interventions ( $-0.88$  units;  $p < 0.004$ ). Regression analysis showed a difference between treatment arms in favour of the RAFT programme [adjusted mean difference  $-0.59$  units, 95% confidence interval (CI)  $-1.11$  to  $-0.06$  units;  $p = 0.03$ , effect size 0.36], and this was sustained over 2 years ( $-0.49$  units, 95% CI  $-0.83$  to  $-0.14$  units;  $p = 0.01$ ). At 26 weeks, further fatigue differences favoured the RAFT programme (BRAF-MDQ fatigue impact: adjusted mean difference  $-3.42$  units, 95% CI  $-6.44$  to  $-0.39$  units,  $p = 0.03$ ; living with fatigue: adjusted mean difference  $-1.19$  units, 95% CI  $-2.17$  to  $-0.21$  units,  $p = 0.02$ ; and emotional fatigue: adjusted mean difference  $-0.91$  units, 95% CI  $-1.58$  to  $-0.23$  units,  $p = 0.01$ ), and these fatigue differences were sustained over 2 years. Self-efficacy favoured the RAFT programme at 26 weeks (Rheumatoid Arthritis Self-Efficacy Scale: adjusted mean difference 3.05 units, 95% CI 0.43 to 5.6 units;  $p = 0.02$ ), as did BRAF-NRS coping over 2 years (adjusted mean difference 0.42 units, 95% CI 0.08 to 0.77 units;  $p = 0.02$ ). Fatigue severity and other clinical outcomes were not different between trial arms and no harms were reported. Satisfaction with the RAFT programme was high, with 89% of patients scoring  $\geq 8$  out of 10, compared with 54% of patients in the control arm rating the booklet ( $p < 0.0001$ ); and 96% of patients and 68% of patients recommending the RAFT programme and the booklet, respectively, to others ( $p < 0.001$ ). There was no significant difference between arms for total societal costs including the RAFT programme training and delivery (mean difference £434, 95% CI  $-\text{£}389$  to  $\text{£}1258$ ), nor QALYs gained (mean difference 0.008, 95% CI  $-0.008$  to 0.023). The probability of the RAFT programme being cost-effective was 28–35% at the National Institute for Health and Care Excellence's thresholds of £20,000–30,000 per QALY. Tutors felt that the RAFT programme's CB approaches challenged their usual problem-solving style, helped patients make life changes and improved tutors' wider clinical practice.

**Limitations:** Primary outcome data were missing for 25 patients; the EQ-5D-5L might not capture fatigue change; and 30% of the 2-year economic data were missing.

**Conclusions:** The RAFT programme improves RA fatigue impact beyond usual care alone; this was sustained for 2 years with high patient satisfaction, enhanced team skills and no harms. The RAFT programme is  $< 50\%$  likely to be cost-effective; however, NHS costs were similar between treatment arms.

**Future work:** Given the paucity of RA fatigue interventions, rheumatology teams might investigate the pragmatic implementation of the RAFT programme, which is low cost.

**Trial registration:** Current Controlled Trials ISRCTN52709998.

**Funding:** This project was funded by the NIHR Health Technology Assessment programme and will be published in full in *Health Technology Assessment*; Vol. 23, No. 57. See the NIHR Journals Library website for further project information.

# Contents

<b>List of tables</b>	<b>xv</b>
<b>List of figures</b>	<b>xvii</b>
<b>List of supplementary material</b>	<b>xix</b>
<b>Glossary</b>	<b>xxi</b>
<b>List of abbreviations</b>	<b>xxiii</b>
<b>Plain English summary</b>	<b>xxv</b>
<b>Scientific summary</b>	<b>xxvii</b>
<b>Chapter 1 Introduction</b>	<b>1</b>
Scientific background	1
<i>Inflammation as a possible mechanism for rheumatoid arthritis fatigue</i>	1
<i>Multicausal pathways as a likely mechanism for rheumatoid arthritis fatigue</i>	1
Physical exercise interventions	2
Psychosocial interventions and underpinning theory	2
<i>Rationale for cognitive-behavioural therapy for fatigue in rheumatoid arthritis</i>	2
<i>Underpinning theory: self-efficacy and social cognitive theory</i>	2
<i>Evidence for psychosocial interventions on rheumatoid arthritis fatigue</i>	3
Rationale for programme delivery by rheumatology clinical teams	3
Development of the RAFT programme intervention for delivery by clinical teams	4
<i>The RAFT programme delivery: cognitive-behavioural and social cognitive theory approaches</i>	4
Aims and objectives	5
<b>Chapter 2 Trial design and methods</b>	<b>7</b>
Trial design	7
Ethics and registration	7
Participants	7
<i>Inclusion criteria</i>	7
<i>Exclusion criteria</i>	7
Setting	7
Recruitment procedures	7
Interventions	8
<i>The RAFT programme intervention</i>	8
<i>Fidelity to the RAFT programme during delivery</i>	8
<i>Control intervention (usual care alone)</i>	8
Outcomes of clinical effectiveness	9
<i>Primary outcome measure (26 weeks)</i>	9
<i>Secondary outcome measures (clinical)</i>	9
<i>Secondary outcome measures (processes)</i>	9
<i>Secondary outcome measures (acceptability and feasibility)</i>	9
Follow-up time points, data collection and management	9
Protocol amendments during the trial	11

Sample size	11
<i>Minimising attrition</i>	11
Randomisation, concealment and blinding	12
Overview of evaluation methods	12
Study management	12
Patient and public involvement	12
<b>Chapter 3 Clinical evaluation: analysis methods and results</b>	<b>15</b>
Statistical analysis methods	15
Preliminary analyses (baseline comparability)	15
Primary analysis	15
Secondary analyses	15
<i>Primary outcome measure</i>	15
<i>Secondary outcome measures</i>	16
Potential clustering effects	16
Missing data	16
Treatment efficacy	16
Interpretation of findings	17
Subgroup and exploratory analyses	17
<i>Number of sessions attended</i>	17
<i>Consolidation session (week 14)</i>	17
<i>Predictors of fatigue impact change</i>	17
<i>Self-efficacy</i>	18
<i>Tutor delivery over time</i>	18
<i>Social contact</i>	18
Results	18
<i>Participant flow</i>	18
Follow-up data completion	18
The RAFT programme delivery and tutor adherence	20
The RAFT programme attendance	20
Adverse events	21
Preliminary analyses (baseline comparability)	21
Primary analysis	24
Secondary analysis	24
<i>Primary outcome measure</i>	24
<i>Secondary outcome measures</i>	27
Potential clustering effects	30
Missing data	30
Treatment efficacy	31
Subgroup and exploratory analysis	31
<i>Number of sessions attended</i>	31
<i>Consolidation session (week 14)</i>	32
<i>Predictors of fatigue impact change</i>	33
<i>Self-efficacy</i>	33
<i>Tutor delivery over time</i>	34
<i>Social contact</i>	36
<b>Chapter 4 Economic evaluation: methods and results</b>	<b>37</b>
Introduction	37
Methods	37
Measurement and valuation of economic outcomes	37
<i>Identification of relevant resource use</i>	37
<i>Measurement of resource use</i>	38
<i>Valuation of resource use</i>	38

Missing data	38
Analysis of costs and economic outcomes	38
Analysis of relative costs and outcomes	41
<i>Primary cost-effectiveness analysis</i>	41
<i>Sensitivity analyses</i>	42
Results	42
<i>Missing data</i>	42
Resource use and costs of health-care services at 0–26 weeks	42
Quality-adjusted life-years	43
Primary cost-effectiveness analysis	45
Sensitivity analyses	46
Secondary cost-effectiveness analyses	46
<b>Chapter 5 Qualitative evaluation: methods and results</b>	<b>49</b>
Background and aims	49
Methods	49
<i>Protocol amendment to data collection</i>	49
<i>Recruitment and sampling</i>	49
<i>Data collection</i>	50
<i>Data analysis</i>	50
Results	51
Theme 1: the RAFT programme was a daunting but exciting undertaking	52
<i>A different way of working</i>	52
<i>Requiring time and effort</i>	52
<i>Feeling challenged</i>	53
<i>Not as easy as it looks</i>	53
Theme 2: skills practice and demonstrations were essential	53
<i>Being new to the RAFT programme together</i>	54
<i>Learning from expert demonstrations</i>	54
<i>Role play: invaluable despite the discomfort</i>	54
Theme 3: developing an individual approach to a standardised intervention	55
<i>Personalising the RAFT programme manual</i>	55
<i>Delivery improved through clinical supervision</i>	55
<i>Using the dynamics of pair work</i>	56
Theme 4: enhanced clinical practice beyond the RAFT programme	56
<i>Working with the whole person</i>	57
<i>Knowing how to draw things out, sit back and listen</i>	57
<i>More confident talking about fatigue</i>	57
Theme 5: delivering the RAFT programme in clinical practice	58
<i>Buy-in from managers and clinical colleagues</i>	58
<i>Models of training and support</i>	59
<i>Wonderful seeing how patients can benefit</i>	59
<b>Chapter 6 Discussion and conclusions</b>	<b>61</b>
Overall summary of findings	61
Clinical evaluation findings	61
<i>Summary</i>	61
Economic evaluation findings	64
<i>Summary</i>	64
Qualitative evaluation findings	65
<i>Summary</i>	65

Strengths and limitations	66
Implications for health care	68
Implications for future research	69
Conclusions	70
<b>Acknowledgements</b>	<b>71</b>
<b>References</b>	<b>73</b>
<b>Appendix 1</b> Conceptual model of rheumatoid arthritis fatigue	<b>83</b>
<b>Appendix 2</b> Session content of the RAFT programme	<b>85</b>
<b>Appendix 3</b> Recruitment to the RAFT programme across centres	<b>87</b>
<b>Appendix 4</b> Data completion rates for all follow-up time points	<b>89</b>
<b>Appendix 5</b> Baseline demographic data of patients who did and did not complete to 26 weeks	<b>91</b>
<b>Appendix 6</b> Baseline clinical data of patients who did not complete to 26 weeks	<b>93</b>
<b>Appendix 7</b> Treatment effect on BRAF-NRS impact score at 26, 52, 78 and 104 weeks	<b>95</b>
<b>Appendix 8</b> Change in secondary outcomes at 26 weeks	<b>97</b>
<b>Appendix 9</b> Secondary clinical outcomes at the 26-, 52-, 78- and 104-week follow-up	<b>99</b>
<b>Appendix 10</b> Patients making major medication changes during the trial	<b>103</b>
<b>Appendix 11</b> Complier-average causal effect analysis	<b>105</b>
<b>Appendix 12</b> Clinical outcomes at 6 weeks	<b>107</b>
<b>Appendix 13</b> Change in clinical outcomes from 0 to 6 weeks	<b>109</b>
<b>Appendix 14</b> Fatigue outcomes at 10 weeks	<b>111</b>
<b>Appendix 15</b> Change in fatigue outcomes from 0 to 10 weeks	<b>113</b>
<b>Appendix 16</b> Fatigue outcomes at 18 weeks	<b>115</b>
<b>Appendix 17</b> Change in fatigue outcomes from 0 to 18 weeks	<b>117</b>
<b>Appendix 18</b> Rheumatoid Arthritis Self-Efficacy Scale: individual item mean scores (0 and 26 weeks)	<b>119</b>
<b>Appendix 19</b> Social contact with other people for support with fatigue or arthritis	<b>121</b>
<b>Appendix 20</b> Baseline work productivity	<b>123</b>

<b>Appendix 21</b> Correlations between change in individual dimensions of the EuroQol-5 Dimensions and change in BRAF-NRS impact	<b>125</b>
<b>Appendix 22</b> Complete-case health economics sensitivity analysis	<b>127</b>
<b>Appendix 23</b> Cost-effectiveness and BRAF-NRS impact outcome	<b>129</b>





# List of tables

<b>TABLE 1</b> The RAFT programme outcome assessments and time points	<b>10</b>
<b>TABLE 2</b> Total number of RAFT sessions attended by patients	<b>20</b>
<b>TABLE 3</b> Attendance at individual RAFT programme sessions 1–7	<b>21</b>
<b>TABLE 4</b> Baseline demographic data	<b>22</b>
<b>TABLE 5</b> Baseline outcome data	<b>22</b>
<b>TABLE 6</b> Primary outcome of fatigue impact scores at 26 weeks	<b>24</b>
<b>TABLE 7</b> Primary outcome at 26 weeks on patients eligible for RCT at baseline	<b>25</b>
<b>TABLE 8</b> Repeated measures analysis of BRAF-NRS impact score at 26, 52, 78 and 104 weeks	<b>26</b>
<b>TABLE 9</b> Primary outcome over 2 years on patients eligible for the RCT at baseline	<b>27</b>
<b>TABLE 10</b> Adjusted mean difference between trial arms in secondary outcomes at 26 weeks	<b>28</b>
<b>TABLE 11</b> Mixed models examining the effect of the RAFT programme on secondary outcomes over 2 years	<b>30</b>
<b>TABLE 12</b> Satisfaction with and recommendation of usual-care booklet or the RAFT programme	<b>31</b>
<b>TABLE 13</b> Regression model of change in BRAF-NRS impact with imputed data	<b>31</b>
<b>TABLE 14</b> Adjusted mean difference between arms for secondary outcomes at 6 weeks	<b>32</b>
<b>TABLE 15</b> Adjusted mean difference between arms for fatigue outcomes at 10 and 18 weeks	<b>33</b>
<b>TABLE 16</b> Rheumatoid Arthritis Self-Efficacy Scale item changes at 0–26 weeks (N = 293)	<b>34</b>
<b>TABLE 17</b> Change in BRAF-NRS impact score at 26 weeks for each RAFT programme cohort (1–4)	<b>35</b>
<b>TABLE 18</b> The RAFT programme health economic outcome variables, measures and time points	<b>39</b>
<b>TABLE 19</b> Unit costs	<b>40</b>
<b>TABLE 20</b> Resource use: contacts from weeks 0 to 26	<b>43</b>

<b>TABLE 21</b> Mean service costs by arm (weeks 0–26)	<b>44</b>
<b>TABLE 22</b> Intervention costs for participants who received the RAFT programme intervention	<b>44</b>
<b>TABLE 23</b> EuroQol-5 Dimensions, five-level version utility scores and QALYs, by trial arm (all available data)	<b>45</b>
<b>TABLE 24</b> Cost-effectiveness statistics from a societal perspective at 26 weeks based on imputed data	<b>45</b>
<b>TABLE 25</b> Cost-effectiveness statistics from a societal perspective at 26 weeks restricted to patients eligible at baseline	<b>47</b>
<b>TABLE 26</b> Cost-effectiveness secondary analysis: NHS/PSS perspective after 26 weeks of follow-up	<b>47</b>
<b>TABLE 27</b> Cost-effectiveness secondary analysis: societal perspective after 2 years of follow-up	<b>48</b>
<b>TABLE 28</b> Cost-effectiveness secondary analysis: NHS/PSS perspective after 26 weeks of follow-up (BRAF-NRS impact outcome)	<b>48</b>
<b>TABLE 29</b> Themes and subthemes arising from analysis of tutors' data	<b>51</b>
<b>TABLE 30</b> The BRAF-NRS fatigue impact at 26 weeks: primary and CACE analyses	<b>105</b>
<b>TABLE 31</b> Cost-effectiveness statistics from a societal perspective at 26 weeks	<b>127</b>

# List of figures

<b>FIGURE 1</b> Participant flow chart	<b>19</b>
<b>FIGURE 2</b> Distribution of baseline BRAF-NRS impact scores, by trial arm	<b>23</b>
<b>FIGURE 3</b> The BRAF-NRS impact scores over weeks 0–104, by trial arm	<b>25</b>
<b>FIGURE 4</b> Cost-effectiveness acceptability curve: variation in probability of the RAFT programme cost-effectiveness at a range of societal WTP thresholds – primary analysis	<b>46</b>
<b>FIGURE 5</b> Conceptual model of RA fatigue	<b>83</b>
<b>FIGURE 6</b> Cost-effectiveness acceptability curve: variation in probability of RAFT programme cost-effectiveness at a range of societal WTP thresholds – complete-case analysis	<b>127</b>
<b>FIGURE 7</b> Cost-effectiveness acceptability curve: variation in probability of RAFT programme cost-effectiveness at a range of societal WTP thresholds for BRAF-NRS impact	<b>129</b>



# List of supplementary material

**Report Supplementary Material 1** The RAFT programme documents

**Report Supplementary Material 2** The Bristol RA Fatigue Scales

**Report Supplementary Material 3** Minor deviations required from the health economics analysis plan

Supplementary material can be found on the NIHR Journals Library report project page ([www.journalslibrary.nihr.ac.uk/programmes/hta/1111201/#/documentation](http://www.journalslibrary.nihr.ac.uk/programmes/hta/1111201/#/documentation)).

Supplementary material has been provided by the authors to support the report and any files provided at submission will have been seen by peer reviewers, but not extensively reviewed. Any supplementary material provided at a later stage in the process may not have been peer reviewed.



# Glossary

**Cohort** 10–14 patients recruited in a centre; the level at which randomisation then occurred.

**Reducing Arthritis Fatigue by clinical Teams using cognitive–behavioural approaches (RAFT)**

A fatigue self-management programme comprising seven sessions.

**Reducing Arthritis Fatigue by clinical Teams using cognitive–behavioural approaches (RAFT) group**

A group of 5–7 patients attending the same RAFT programme together.

**Self-efficacy** The belief or confidence that one can successfully execute an action or master a situation; a strong predictor of initiating behaviour change and persistence in the face of difficulty.

**Session** The seven sessions constituting the RAFT programme. Each session covers specific topics.





# List of abbreviations

2SLS	two-stage least squares	MCID	minimal clinically important difference
AHI	Arthritis Helplessness Index	MHAQ	modified Health Assessment Questionnaire
AIMS	Arthritis Impact Measurement Scale	NICE	National Institute for Health and Care Excellence
bDMARD	biologic disease-modifying antirheumatic drug	NRS	Numerical Rating Scale
BRAF-MDQ	Bristol Rheumatoid Arthritis Fatigue Multidimensional Questionnaire	OT	occupational therapist
BRAF-NRS	Bristol Rheumatoid Arthritis Fatigue Numerical Rating Scale	PSS	Personal Social Services
BRTC	Bristol Randomised Trials Collaboration	QALY	quality-adjusted life-year
CACE	complier-average causal effect	RA	rheumatoid arthritis
CB	cognitive-behavioural	RAFT	Reducing Arthritis Fatigue by clinical Teams using cognitive-behavioural approaches
CBT	cognitive-behavioural therapy	RASE	Rheumatoid Arthritis Self-Efficacy scale
CFS	chronic fatigue syndrome	RCT	randomised controlled trial
CI	confidence interval	RNS	rheumatology nurse specialist
DAS28	Disease Activity Score	SAP	statistical and health economics analysis plan
DMARD	disease-modifying antirheumatic drug	SCT	social cognitive theory
DMEC	Data Management and Ethics Committee	SD	standard deviation
EQ-5D	EuroQol-5 Dimensions	SE	standard error
EQ-5D-3L	EuroQol-5 Dimensions, three-level version	sPDAS2	simplified Patient-derived Disease Activity Score
EQ-5D-5L	EuroQol-5 Dimensions, five-level version	TSC	Trial Steering Committee
GP	general practitioner	VAS	visual analogue scale
HADS	Hospital Anxiety and Depression Scale	VLA	Valued Life Activities scale for rheumatoid arthritis
ICC	intraclass correlation coefficient	WPAI	Work Productivity and Activity Impairment
ICER	incremental cost-effectiveness ratio	WTP	willingness to pay
INMB	incremental net monetary benefit		
ITT	intention to treat		



## Plain English summary

**R**heumatoid arthritis (RA) is a lifelong inflammatory condition affecting multiple joints, with fatigue as a major consequence. Cognitive-behavioural therapy (CBT) helps patients work out links between symptoms, behaviours and thoughts driving those behaviours (e.g. why someone pushes on when exhausted), and understanding these links helps patients make changes. A CBT programme for groups of RA patients, facilitated by a psychologist, reduces fatigue impact. However, few rheumatology teams have psychologists.

The study tested whether or not rheumatology nurses and occupational therapists (OTs) could facilitate the programme [named RAFT, i.e. Reducing Arthritis Fatigue by clinical Teams using cognitive-behavioural (CB) approaches] after brief training. The study compared the RAFT programme with usual care for RA fatigue (i.e. a short discussion of an arthritis fatigue booklet). All 333 patients received usual care, and then half of the patients were allocated (by chance) to also attend the seven-session RAFT programme. The study compared the RAFT programme with usual care for effects on fatigue, quality of life, cost and value for money. In addition, the rheumatology nurse and OT RAFT tutors were interviewed for their views on the RAFT programme.

The study found that patients' fatigue impact was reduced by both the RAFT programme and usual care at 6 months and 2 years, but patients undertaking the RAFT programme improved significantly more than those receiving usual care alone. Differences were seen for improvements in fatigue impact, fatigue coping, emotional fatigue and living with fatigue. Patients were very satisfied with the RAFT programme and attended most of the sessions. The study found no significant difference between the NHS costs of the RAFT programme and usual care. Neither the RAFT programme nor usual care changed quality of life; therefore, standard value-for-money tests showed no difference between them. Tutors found that the CB questioning approach of the RAFT programme was different from their usual problem-solving style, but helped patients make life changes, and the new CB skills improved tutors' wider clinical practice.

In conclusion, the trial has shown that the RAFT programme has a small to medium effect on reducing fatigue impact in patients with RA and is a potentially low-cost intervention that can be delivered by rheumatology nurses and OTs rather than a psychologist.



# Scientific summary

## Background

Fatigue is a major problem in rheumatoid arthritis (RA). Group cognitive-behavioural therapy (CBT) delivered by a clinical psychologist reduces the impact of RA fatigue on patients' lives, but few rheumatology units have psychologists.

## Objectives

1. To compare the clinical effectiveness and cost-effectiveness of a group programme for RA fatigue [named RAFT, i.e. Reducing Arthritis Fatigue by clinical Teams using cognitive-behavioural (CB) approaches], delivered by the rheumatology team in addition to usual care, with usual care alone. The primary outcomes were fatigue impact at 6 months (followed up for 24 months), and
2. an evaluation of tutors' experiences of the RAFT programme.

## Design

A randomised controlled trial (RCT) with a nested qualitative evaluation.

## Setting

Seven rheumatology units in England and Wales.

## Interventions

The RAFT programme consists of group CBT co-delivered by pairs of rheumatology nurses and/or occupational therapists (tutors), using reflective questioning to enable patients to identify links between thoughts, feelings, behaviours and fatigue. The group provides role models/peer support for legitimising fatigue, goal-setting and problem-solving. The RAFT programme comprises six 2-hour sessions (weeks 1–6) and a 1-hour consolidation session (week 14), covering fatigue validation, pacing, how thoughts drive boom-and-bust cycles, energisers/drainers, sleep, stress and communication. Patients monitor their activity, rest and fatigue with charts, which are reviewed in the group sessions to support goal-setting towards personal priorities for improving quality of life. Tutors were trained together over 4 days and provided with a RAFT programme manual/material, before delivering a practice programme locally (observed by a trainer). Tutors delivered four RAFT programmes with clinical supervision for one session in alternate programmes.

Usual care was a short discussion with the research nurse of the Versus Arthritis (formerly Arthritis Research UK) fatigue self-management booklet, in routine use in UK rheumatology units (written by the RAFT programme trainers based on an original RCT of the intervention delivered by a psychologist).

## Participants

Adults aged  $\geq 18$  years with RA and fatigue severity score of  $\geq 6$  [out of 10, as measured by the Bristol Rheumatoid Arthritis Fatigue Numerical Rating Scale (BRAFF-NRS)], which patients considered recurrent. Any patients who had a recent change in major RA medication or glucocorticoids were excluded.

## Recruitment

Each centre (hospital) delivered four consecutive RAFT programmes over 2 years. In order to randomise 5–7 patients to a RAFT programme, each centre recruited 10–14 patients and then closed that 'cohort'. Over a 2-week period, those patients then attended for informed consent and baseline assessment and received usual care for fatigue. When all visits for patients in that cohort were completed, randomisation occurred and recruitment commenced for the next cohort.

## Randomisation, concealment and blinding

Once a centre completed all baseline visits for a cohort, the clinical trials unit conducted the randomisation for that centre's cohort (concealed from the RAFT programme study team and the local research nurse). Computer-generated randomisation was stratified by the seven centres and by cohort within centres (four cohorts recruited consecutively over 2 years). Allocation was 1 : 1 within cohorts but, in the event of an odd number, the CB arm received the extra patient. Patients randomised to the RAFT programme but unable to attend maintained their allocation and were offered subsequent local RAFT programmes. If they accepted, the patients had a new baseline assessment performed with that cohort. Blinding of RAFT programme tutors and patients was not possible, but analysis was performed blind to allocation.

## Outcome assessment

### *Primary clinical outcome*

Fatigue impact [measured by the Bristol Rheumatoid Arthritis Fatigue Numerical Rating Scale (BRAFF-NRS) for impact] was measured at 26 weeks.

### *Secondary clinical outcomes*

Fatigue assessments included impact, severity, coping (BRAFF-NRS), and overall fatigue impact, physical fatigue, living with fatigue, emotional fatigue and cognitive fatigue [as measured by the Bristol Rheumatoid Arthritis Fatigue Multidimensional Questionnaire (BRAFF-MDQ)]. Clinical assessment included mood, pain, disability, disease activity, quality of life, sleep, valued leisure activities and self-efficacy (belief in ability to achieve an action), using validated scales. All data were collected at weeks 0, 6, 26, 52, 78 and 104. In addition, fatigue data were collected at weeks 10 and 18 (i.e. 4 weeks before and 4 weeks after the consolidation session).

### *Economic outcomes*

The primary economic outcome was quality-adjusted life-years (QALYs) at 26 weeks, using the EuroQol-5 Dimensions, five-level version (EQ-5D-5L) questionnaire (BRAFF-NRS impact was a secondary outcome). Resource use data were collected for RA-related costs, including RAFT programme training and delivery; RA medications; primary, community and secondary medical and health professional appointments/care; rheumatology telephone helpline usage; social care; work productivity and patient-incurred expenses for travelling to appointments and the RAFT programme sessions. Data were collected through staff logs, hospital computer records and patient questionnaires (at weeks 0, 6, 26, 52, 78 and 104).

### *Tutor experiences*

Individual face-to-face interviews were used to capture tutors' diverse experiences and a focus group discussion allowed tutors to discuss clinical implementation. Interviews and focus groups were audio-recorded and guided by a broad, neutral discussion schedule.

## Sample size

The RAFT programme is delivered by clinical teams rather than psychologists; therefore, the RCT was powered to be able to demonstrate a difference of 1.46 units on a 0–10 fatigue impact scale (i.e. 75% of that previously demonstrated by a psychologist). For a two-sided significance of 0.05 and a power of 90%, 73 patients per trial arm were required; allowing for potential clustering of groups within and between centres increased this to 75 patients per trial arm. Allowing for 50% attrition at 2 years, recruitment aimed for 150 patients per trial arm.

## Analysis methods

### Clinical analysis

Descriptive statistics of baseline clinical and sociodemographic characteristics were used to describe the study sample and ascertain comparability of randomisation arms. The primary analysis of effectiveness was carried out under the intention-to-treat (ITT) principle and used linear regression to estimate an adjusted mean difference, comparing fatigue impact at 26 weeks (the primary outcome) between arms as randomised, adjusted for baseline values of the outcome and recruitment centre. Sensitivity of the primary analysis to the effect of missing data was explored by imputing missing primary outcome data and repeating the primary analysis model. A secondary analysis compared arms at follow-up across 26, 52, 78 and 104 weeks using mixed-effects repeated measures regression. Further secondary analyses of the primary outcome included repeating the primary analysis model restricted to only baseline-eligible participants (some patients had dropped below their screening fatigue severity of 6 out of 10 during the time it took to build cohorts); a complier-average causal-effect analysis to investigate the efficacy of the intervention (based on treatment compliance status), for comparison with the ITT estimate of the offer of the arm; and investigation of potential clustering by centre and cohort. The effect of the arm on secondary outcomes, collected at 26 weeks, was also examined using appropriate regression models (i.e. linear regression for continuous outcomes, logistic regression for binary outcomes, etc.), adjusted for baseline values of the outcome being investigated and centre. The secondary outcomes were also subject to repeated measures analysis using data collected at 26, 52, 78 and 104 weeks' follow-up. Exploratory/subgroup analyses explored further RA fatigue-related questions.

### Health economics analyses

The primary economic analysis used QALYs at 26 weeks as the outcome measure and was conducted from the societal perspective. Secondary analyses investigated the BRAF-NRS impact outcome measure, NHS and Personal Social Services perspectives, and a 2-year follow-up. All costs are reported in 2015/16 pounds sterling. Costs and QALYs in the second year of follow-up were discounted at 3.5%.

All analyses were conducted using ITT principles, comparing the trial arms as randomised and including all patients. Missing data were imputed by the predictive mean-matching method. The incremental mean differences in total costs and QALYs (adjusted for baseline utility) were estimated between the two arms of the trial and 95% confidence intervals (CIs) derived. Cost and QALY data were combined to calculate the incremental cost-effectiveness ratio (ICER) and net monetary benefit statistics. Calculations were made to investigate whether or not the RAFT programme is cost-effective at the established National Institute for Health and Care Excellence (NICE) thresholds of £20,000 and £30,000 per QALY gained. One-way sensitivity analyses were used to judge the potential impact of sources of uncertainty.

### Qualitative analyses

Interview and focus group audio-recordings were transcribed and anonymised. All transcripts were analysed by the qualitative researcher using inductive thematic analysis, with subsets independently analysed by three co-applicants (two professionals and one patient). Items of interest and their related text were coded, then patterns of codes identified and their supporting text collated. Related clusters of coded text formed subthemes, which were then grouped together to form themes. The three independent analyses were

incorporated into the final analysis, as there were no substantial differences. The focus group transcript was analysed by two researchers and used to confirm, challenge or elaborate the themes (triangulation).

## Patient and public involvement

Two patient co-applicants brought experiential knowledge of RA fatigue and had undertaken the original CBT intervention facilitated by a psychologist. The patient co-applicants suggested improvements to the RAFT programme patient materials, advised on trial outcomes, questionnaire packs and recruitment, talked with the tutors about fatigue and the intervention, and analysed qualitative data.

## Results

### *Clinical results*

A total of 333 participants were recruited (175 participants were randomised to the RAFT programme and 158 participants to the control arm), and participant characteristics were well balanced between the trial arms at baseline. The RAFT programme participants attended a mean of 5.85 sessions out of their 7 RAFT sessions (standard deviation 1.63 sessions). Of those participants randomised, 308 participants (92%) provided primary outcome data. Both trial arms had improved fatigue impact at 26 weeks; however, there was evidence of a difference between trial arms, with those in the RAFT arm having a BRAF-NRS impact score that was -0.59 units lower (i.e. better) than those receiving usual care (95% CI -1.11 to -0.06 units;  $p = 0.03$ , effect size 0.36). Repeated measures analysis suggested a sustained effect of the intervention over the 2 years' follow-up (adjusted mean difference -0.49 units, 95% CI -0.83 to -0.14 units;  $p = 0.01$ ). When restricting analyses to the 262 baseline-eligible participants, a slightly larger effect was observed both at 26 weeks (adjusted mean difference -0.82 units, 95% CI -1.40 to -0.24;  $p = 0.01$ ) and over 2 years (adjusted mean difference -0.58 units, 95% CI -0.95 to -0.22 units;  $p = 0.002$ ). Analysis of secondary outcomes provided evidence of a between-arm difference in favour of the RAFT programme in BRAF-MDQ fatigue impact, living with fatigue and emotional fatigue, at both 26 weeks and over 2 years. There was also evidence of a difference in self-efficacy at 26 weeks and BRAF-NRS coping over 2 years in favour of the RAFT programme. Fatigue severity and other outcomes were similar between arms at 26 weeks and over 2 years. There were relatively few missing data and the analysis of imputed data differed very little to complete-case analysis. No harms were reported. The RAFT programme satisfaction was rated  $\geq 8$  (out of 10) by 89% of patients, compared with 54% of patients in the control arm rating the booklet ( $p < 0.0001$ ).

### *Health economic results*

Participants were relatively low users of primary care and community services, but were regular attenders in secondary care for RA-related appointments and high users of RA-related medications. At baseline, 76 participants (22.8%) were in work, with no difference between trial arms. There was no statistically significant difference between trial arms for total societal costs, including the RAFT programme training and delivery (mean difference £434, 95% CI -£389 to £1258), nor in QALYs gained (mean difference 0.008, 95% CI -0.008 to 0.023). The point estimate of the incremental cost per QALY gained was £55,202 and the net monetary benefit was -£277 (95% CI -£1212 to £657) at a societal willingness-to-pay threshold of £20,000 per QALY. The probability that the intervention is cost-effective at the same threshold is 0.28. The sensitivity analysis without training costs gave an ICER of £31,578 per QALY and a cost-effectiveness probability of 0.42 at the £20,000 per QALY threshold. Up to 30% of health economics data were missing at the 2-year follow-up; therefore, imputed data were used throughout (although complete-case analysis did not alter the primary analysis results). The primary analysis was repeated excluding those individuals who had fallen below the eligibility criterion of BRAF-NRS severity score of  $\geq 6$  (out of 10) between screening and baseline (control,  $n/N = 24/158$ ; RAFT,  $n/N = 28/175$ ). For baseline-eligible patients, the ICER was £17,214 per QALY and the probability of cost-effectiveness was 0.52 at the £20,000 NICE threshold. Cost-effectiveness analysis using the primary effectiveness outcome gave an ICER of £455 per unit of



improvement in BRAF-NRS impact, giving a probability of cost-effectiveness of, for example, 0.78, if society is willing to pay £1000 per unit improvement in BRAF-NRS impact.

### Qualitative results

Among the 15 RAFT programme tutors, 14 participated in interviews and eight participated in the focus group. The following five themes were identified. First, 'the RAFT programme was a daunting but exciting undertaking', as CB approaches and 'ask don't tell' differed from the tutors' usual advice-giving and problem-solving approaches. Becoming confident required time and effort. Second, 'skills practice and demonstrations were essential', and training together and expert demonstrations were helpful. Role play was invaluable, but uncomfortable. Third, 'developing an individual approach to a standardised intervention' came through personalising their RAFT programme manuals by paraphrasing sample text. Clinical supervision helped and tutors developed the dynamics of pair work. Fourth, 'enhanced clinical practice beyond the RAFT programme' was demonstrated as tutors described working with the patient as a whole person in clinic; their new 'ask don't tell' skills helped them listen, draw things out and confidently discuss fatigue utilising the RAFT programme material. Fifth, 'delivering the RAFT programme in clinical practice' was what tutors wanted but would require buy-in from managers/colleagues, and NHS restraints mean that models of training and support need to be explored, perhaps blending online learning with reduced face-to-face training. Tutors considered the RAFT programme to be life-changing for patients.

### Conclusions

The RAFT programme, delivered by clinical rheumatology teams, improved fatigue impact beyond usual care alone, as well as emotional fatigue, living with fatigue, coping with fatigue and self-efficacy, sustained over 2 years. Although costs were not statistically significantly different between trial arms, the primary economic evaluation using QALYs based on EQ-5D-5L suggested that the RAFT programme was unlikely to be cost-effective at conventional NICE thresholds. Rheumatology clinicians delivering the RAFT programme acquired new skills that they utilised in patient care beyond the RAFT programme.

### Strengths and limitations

Multiple hospitals and tutors were involved in a pragmatic trial, with broad entry criteria incorporating usual RA management, natural variations in patient attendance and staff ability to deliver clinical services. In addition, evaluations aimed to capture all relevant outcomes and costs for 2 years, plus qualitative analysis by multiple researchers.

However, controlling for any social effects of the RAFT programme groups was impractical; seven didactic information sessions would not reflect usual care and risk high attrition. There were no follow-up data on 25 patients who withdrew before week 26; the economic evaluation had 30% missing data and the EuroQol-5 Dimensions questionnaire may not capture RA fatigue.

### Implications for health care

Although cost-effectiveness was not demonstrated, findings must be reviewed in the context of a low-cost intervention with sustained clinical effect and no harms, for an important symptom with few treatment options; analysis of patients with a fatigue severity score of  $\geq 6$  at baseline and discounting one-off RAFT programme training costs demonstrated greater effectiveness. Rheumatology teams without clinical psychologists might thus consider implementation. Increasing RAFT programme groups to 8–10 patients could be feasible and economically beneficial.

## Implications for future research

The RAFT programme co-delivery by a rheumatology professional–patient tutor pair (combining professional and experiential knowledge) could be tested, as could delivery to people with physical long-term conditions with fatigue. The number of RAFT programme sessions required, and contribution of the consolidation session, could be tested. The amount of change in BRAF-NRS impact that is meaningful for patients needs clarifying, along with patient values for fatigue (for QALY calculations).

## Trial registration

This trial is registered as ISRCTN52709998.

## Funding

Funding for this study was provided by the Health Technology Assessment programme of the National Institute for Health Research.

# Chapter 1 Introduction

## Scientific background

Rheumatoid arthritis (RA) affects approximately 0.5 million people in the UK,<sup>1</sup> with widespread synovitis leading to joint pain and stiffness in repeated flares of inflammatory activity. Over time this inflammatory activity can result in multiple joint damage and disability, with major impacts on quality of life, including social and work life.<sup>2</sup> Initiation of very early pharmacological treatment (treat to target) aims to switch off these inflammatory processes and is combined with multidisciplinary interventions by secondary care rheumatology teams to support self-management of symptoms and lifestyle.<sup>3,4</sup>

In the past decade, consultation with people with RA regarding their treatment priorities has highlighted the importance of fatigue as a symptom.<sup>5</sup> For many people with RA, fatigue is present on most days and can be as extreme as that seen in chronic fatigue syndrome (CFS), and as severe as their RA pain.<sup>6,7</sup> Qualitative research shows that people find RA fatigue to be not only a physical experience, but also to have emotional and cognitive elements that can have an impact on their work, family roles and relationships.<sup>8,9</sup> Quality of life is reduced by fatigue,<sup>10</sup> which patients report as being as difficult as pain to manage. However, fatigue is often ignored by the rheumatology team,<sup>9,11</sup> despite being one of patients' top priorities.<sup>5</sup> People with RA consider fatigue to be a major feature in work loss,<sup>12</sup> which affects two-thirds of working people with RA. In addition, approximately one-fifth of people with RA become work-disabled within 5 years, resulting in an annual UK work production loss from RA of around £2 billion.<sup>13,14</sup> These findings led to international consensus that the effect of interventions on RA fatigue should now be reported in all RA clinical trials alongside the traditional core set.<sup>15</sup>

### *Inflammation as a possible mechanism for rheumatoid arthritis fatigue*

If the inflammatory processes of RA are the major driver of RA fatigue, either directly or through the effects of inflammation on pain and function, then pharmacological interventions for RA inflammation should also significantly improve fatigue. However, systematic review shows that biologic disease-modifying antirheumatic drugs (bDMARDs) to control RA inflammation yield only a small to moderate improvement in RA fatigue (32 studies involving 14,628 patients), although the quality of the studies was variable.<sup>16</sup> Inflammatory activity, not fatigue, is the indication for initiating or changing bDMARD therapy; therefore, these studies did not recruit patients specifically with fatigue.<sup>16</sup> The findings are supported by other studies that show that RA fatigue continues to be problematic even for those patients who achieve disease (i.e. inflammatory) remission.<sup>17</sup> Therefore, it is unlikely that inflammation alone is the single driver for RA fatigue.

### *Multicausal pathways as a likely mechanism for rheumatoid arthritis fatigue*

A systematic review of causal studies relating to RA fatigue could not draw conclusions as a result of the quality of the evidence, which was largely cross-sectional or longitudinal studies that rarely controlled for baseline fatigue.<sup>18</sup> Therefore, with insufficient studies, and often conflicting results on any single causal mechanism for fatigue (e.g. inflammation, disability, depression),<sup>18</sup> it is postulated that, conceptually, RA fatigue is likely to have complex and multicausal pathways (see *Appendix 1*).<sup>19</sup> These pathways are categorised as potentially involving interactions between or within three elements: (1) disease processes (RA elements); (2) thoughts, feelings and behaviours (cognitive/behavioural elements); and (3) life issues (personal elements).<sup>19</sup> Pathways will vary between patients and potentially even within patients for individual fatigue episodes. For example, on one occasion fatigue may be driven by inflammation causing pain and disrupting sleep, interacting with heavy work responsibilities that lead to overactivity (keeping going until exhausted); however, on another occasion fatigue may be driven by low mood, leading to behavioural withdrawal (deactivation) and subsequent deconditioning. In this conceptual model, self-management strategies appear crucial in managing fatigue impact.

## Physical exercise interventions

Physical exercise interventions might address muscle or respiratory deconditioning from inactivity that cause fatigue. A systematic review of randomised controlled trials (RCTs) of non-pharmacological interventions reporting RA fatigue identified six physical exercise interventions (five RCTs involving 371 patients), including pool therapy, yoga, t'ai chi, low-impact aerobics, strength training and stationary cycling.<sup>20</sup> Meta-analysis showed a small effect on fatigue severity. However, none of these studies had fatigue as a primary outcome, fatigue was not an inclusion criterion and studies were not powered to detect fatigue change.

## Psychosocial interventions and underpinning theory

A broader approach of psychosocial interventions for helping people manage their fatigue may address multiple elements in the conceptual model simultaneously.<sup>19</sup> Educational interventions may provide the information people need to identify and change behaviours that might be stopping their management of fatigue [e.g. introducing ideas of breaking up periods of activity with rest (pacing)]. Interventions that also address thoughts or feelings related to fatigue and its management might lead to more beneficial coping strategies by looking at ways of managing stress, low mood and priorities for a work–life balance.

### *Rationale for cognitive–behavioural therapy for fatigue in rheumatoid arthritis*

Cognitive–behavioural therapy (CBT) aims to help people work out for themselves the links between their thoughts (cognitions) and feelings and how these may be driving their actions (behaviours), and addresses these underpinning cognitions as a way of prompting behaviour changes.<sup>21</sup> For example, a belief that it is one's role to do the household chores may prevent someone asking family members to help, which, combined with feeling shame or guilt if chores are left undone, may drive persistence in undertaking chores. This excessive activity leads to episodes of overwhelming fatigue and enforced rest (so-called 'crashes'), commonly called the 'boom-and-bust' cycle. Addressing these previously unchallenged beliefs about what family members would think about a request for help, and whether or not leaving some chores undone would be a catastrophe, might prompt behaviour changes that result in less fatigue. The lack of an existing clear approach to self-management of fatigue from RA professionals may contribute to a sense of powerlessness and passivity among people with RA fatigue who feel their lives are controlled by its perceived unpredictability. CBT provides a framework through which a person can better understand those components of fatigue experiences that are controllable, and, through this, make a shift in core beliefs towards taking control rather than being passive. On the basis of such a shift a person could become progressively less passive and more self-confident through better self-management of activity and fatigue symptoms so that the impact of fatigue is reduced.

A systematic review of group education programmes for general self-management in musculoskeletal conditions found that a CBT approach is more likely to lead to people making behaviour changes than information alone,<sup>22</sup> and CBT has been shown to be effective for fatigue in CFS and multiple sclerosis.<sup>23,24</sup> Problem-solving and goal-setting as routes to enhancing self-efficacy (see *Underpinning theory: self-efficacy and social cognitive theory*) are the core self-management skills that patients learn in CBT.

### *Underpinning theory: self-efficacy and social cognitive theory*

Managing daily life with RA in order to minimise fatigue requires changing behaviours that might have been contributing to fatigue onset, perpetuating it, or limiting its management. Changing habitual behaviours can be hard, and self-efficacy is the belief or confidence that one can successfully execute an action or master a situation and is a strong predictor of behaviour change and persistence in the face of difficulty.<sup>25</sup> Self-efficacy is cultivated through reinterpretation of symptoms (understanding that fatigue has many causes that could be tackled), mastering the new behaviours (through progressive goal-setting), and by modelling and social persuasion (from seeing the successful changes and adaptations of other RA patients).<sup>26</sup> Therefore, learning about fatigue management as part of a group can enhance these self-efficacy processes because other patients in similar situations act as role models: validating the complexity of fatigue and demonstrating

more effective ways of mastering it through the efforts they make as fellow participants on the programme [social cognitive theory (SCT)].<sup>25,26</sup> It has been demonstrated that interventions based on SCT and/or CBT enhance self-efficacy and produce better patient outcomes than simply providing self-management information.<sup>22,27</sup> Learning with others in similar circumstances may be particularly helpful for validating invisible symptoms, such as fatigue.

### **Evidence for psychosocial interventions on rheumatoid arthritis fatigue**

Three RCTs trialled one-to-one CBT, a group programme (based on SCT) and a group CBT programme (SCT/CBT) over 11, 16 and 22 hours, respectively, and reported improved fatigue in RA patients.<sup>28–30</sup> However, interventions were not primarily aimed at improving fatigue severity; thus, patients were not recruited because of fatigue, nor were studies powered to detect fatigue change. Furthermore, participation in the studies was restricted (e.g. to those with early disease, mild disability or psychological distress or who have a partner). However, RA fatigue occurs in the majority of patients;<sup>6,7</sup> therefore, self-management interventions should be tested across a wide RA population. Therefore, the original 18-week RCT was conducted to test a fatigue self-management programme in a broad RA population (fatigue score of  $\geq 6/10$ ), using group CBT (13 hours SCT/CBT), led by a clinical psychologist and specialist pain management occupational therapist (OT), compared with groups receiving fatigue self-management information alone ( $n = 127$ ).<sup>31</sup> The group CBT intervention improved fatigue impact (effect size 0.77) alongside fatigue severity and coping with fatigue, as well as disability, sleep and mood (depression, helplessness, self-efficacy). In the qualitative evaluation undertaken through participant interviews, patients spontaneously raised the significance of key elements of the CBT used by the clinical psychologist (working links out for themselves, goal-setting, activity diaries), and SCT components (the value of being in a group).<sup>32</sup>

A systematic review identified 15 psychosocial interventions reporting RA fatigue, including the previous study (13 RCTs involving 1556 patients).<sup>20</sup> Interventions included expressive writing, CBT, mindfulness, lifestyle management, self-management, energy conservation and group education, and showed an overall small benefit on RA fatigue severity. The overall quality of trials was rated as being low, largely accounted for by small patient numbers and the difficulty of blinding participants in interventions that require engagement for behaviour change. Within the systematic review, the RCTs detailed above, which were the only interventions in which improving fatigue was an aim or inclusion criterion,<sup>28,30,31</sup> had stronger methodological qualities and stronger effects on fatigue.

### **Rationale for programme delivery by rheumatology clinical teams**

The fatigue self-management programme using CBT and SCT was delivered by a CBT-trained clinical psychologist.<sup>31</sup> However, only 8% of rheumatology units have a clinical psychologist on their team;<sup>33</sup> therefore, implementation in routine NHS care is currently difficult. Enabling people with long-term conditions to self-manage is a key government target,<sup>34</sup> and RA-specific guidelines by rheumatology professional bodies and the National Institute for Health and Care Excellence (NICE)<sup>3,4,35</sup> highlight the need to address self-management, including fatigue. Given the success of psychological therapies but the shortage of clinical psychologists, Improving Access to Psychological Therapies is also a government health policy.<sup>36</sup> This is being achieved through manualisation of psychological interventions and training non-clinical assistants to deliver them, often by telephone and under the supervision of a psychologist, adhering closely to the intervention stipulated and referring those cases that are not straightforward to the psychologist. It might be that RA fatigue self-management programmes do not need to be delivered by trained CBT psychologists, but could be delivered by, for example, Improving Access to Psychological Therapies practitioners guided by a manual. However, in people with RA fatigue, thoughts, feelings and behaviours will also interact with their need to manage a complex, lifelong and fluctuating chronic physical illness that in itself requires managing the interactions between pain, inflamed joints, disrupted sleep, multiple medications and their accumulative effects on overall well-being. Therefore, in order to address these issues, psychological therapies need to be provided by clinicians who understand the multiple interactions between fatigue and the patient's wider self-management of fluctuating RA symptoms.

The multidisciplinary team, particularly rheumatology nurse specialists (RNs) and OTs, routinely support RA patients in self-management and understand these interactions; therefore, with appropriate training and support RNs and OTs are ideally placed to deliver a group fatigue intervention using cognitive-behavioural (CB) approaches, thus embedding fatigue management within usual care.

## Development of the RAFT programme intervention for delivery by clinical teams

The original group CBT fatigue intervention delivered by a clinical psychologist and specialist OT to people with RA<sup>31</sup> was developed from clinical experience of chronic pain and CFS self-management programmes, using the Medical Research Council's framework for complex interventions.<sup>37</sup> The intervention was grounded in qualitative data about RA patients' experiences of fatigue<sup>9</sup> and clinical RA experience. The intervention comprised six 2-hour sessions, running once per week (weeks 1–6), and a 1-hour consolidation session (week 14), and was delivered to groups of approximately 5–7 patients. For delivery by clinical teams, a tutor manual was produced, and the intervention given the acronym RAFT (Reducing Arthritis Fatigue by clinical Teams using CB approaches).

### *The RAFT programme delivery: cognitive-behavioural and social cognitive theory approaches*

The CB approach used was one of reflective discovery through Socratic questioning, in which tutors ask simple questions to enable patients to identify the links between their thoughts, feelings, behaviours and symptoms (i.e. fatigue).<sup>21</sup> This was in contrast to the more didactic information- or advice-giving by the tutors, in which the patients were passive recipients of information. Self-monitoring (daily activity/rest charts) and goal-setting are the most effective tools in bringing about behavioural change,<sup>38</sup> and the use of metaphors helps turn abstract or difficult therapeutic concepts into a form that can be more easily understood and remembered.<sup>39</sup> The value of group CB programmes is that fellow patients are a credible source to legitimise or validate invisible symptoms, such as fatigue, and provide role models and peer support in the goal-setting and problem-solving processes.<sup>25</sup>

### The RAFT programme content

The RAFT programme addresses the potential interactive drivers of fatigue (see *Appendix 1*)<sup>19</sup> and its management, with the tutors facilitating topic discussions for the first hour, then splitting after a short tea break into two groups for detailed goal-setting. Topics, goal-setting and homework build on earlier sessions over the weeks (see *Appendix 2*).<sup>40</sup> The group initially validates this invisible symptom of fatigue and the problem of managing it, then explores pacing and how underpinning thoughts drive boom-and-bust cycles (week 1). Between sessions patients are asked to monitor their patterns of activity, rest and fatigue crashes by colouring in an hourly chart. In week 2, things that energise or drain are the topic, and personal priorities to improve overall life balance then feed into goal-setting, when each participant's daily activity chart is discussed to elucidate behaviour patterns and their consequences (fatigue). These charts are the focus of the small group discussions each week and give a visual overview of a changing balance of rest, activity, sleep and relaxation/energisers and, hopefully, fewer fatigue crashes because of improvements in pacing as the programme progresses. Subsequent topics are sleep (week 3), with its links to stress (week 4), and the struggle to communicate what can and cannot be done because of fatigue (week 5). Week 6 looks at dealing with setbacks (using a metaphor of 'falling into the pit' that is fatigue), and reviews the skills introduced in weeks 1–5. The consolidation session (week 14) helps participants reflect on their progress in acceptance and self-management of fatigue (using the metaphor of leaving the 'isolation of a desert island' that is fatigue), and finishes with longer-term goals.

### The RAFT programme training and materials for tutors

The RAFT programme was manualised for the tutors, including a detailed guide for each session, sample texts, diagrams and patient handouts (these were piloted and refined).<sup>41</sup> The RAFT programme was co-facilitated by a pair of tutors, who were clinical rheumatology nurses and/or OTs. A 4-day training



programme was delivered to all the RAFT programme tutors together, covering RA fatigue and the conceptual model, information on CB principles, Socratic questioning (used to help patients identify thoughts that drive behaviours), self-efficacy, goal-setting and group management, and each RAFT programme session was discussed and demonstrated or rehearsed. To complete their training, tutor pairs delivered a practice programme to patients and were observed and given feedback by a trainer (a clinical psychologist, specialist OT or a rheumatology nurse specialising in fatigue: NA, BK and SH). As tutors were experienced rheumatology clinicians, little clinical supervision was required; thus, one session in each of programmes 2 and 4 was supervised by a trainer.

## Aims and objectives

The objectives are reproduced from Hewlett *et al.*<sup>40</sup> This is an Open Access article distributed in accordance with the terms of the Creative Commons Attribution (CC BY 4.0) license, which permits others to distribute, remix, adapt and build upon this work, for commercial use, provided the original work is properly cited. See: <http://creativecommons.org/licenses/by/4.0/>. The text includes minor additions and formatting changes to the original text.

The overall aim of this study was to test a group CB intervention for RA fatigue (the RAFT programme) that can be routinely delivered by clinical rheumatology teams across the NHS, using a manualised programme with all supporting materials, delivered by the rheumatology team after brief training and with minimal clinical supervision.<sup>40</sup> The objectives were to:

- assess whether or not there is a clinically important difference in the impact of fatigue at 6 months between patients participating in a group CB self-management programme for RA fatigue, delivered by the clinical rheumatology team using a detailed manual (in addition to usual care), and patients receiving usual care alone (which includes written fatigue self-management information)
- compare differences between trial arms for secondary outcomes of fatigue severity, coping, mood, sleep, helplessness, pain, disability, valued activities, quality of life, work, health service use, acceptability, and cost-effectiveness for the NHS, patients and society
- evaluate and control for potential demographic, psychological and clinical predictors of fatigue change
- evaluate persistence of effect (if any) over 2 years
- explore whether or not clinical teams trained in CB approaches perceive any positive or negative outcomes, particularly on their wider clinical practice.

The study comprised:

- a RCT in which the RAFT programme in addition to usual care was compared with usual care alone
- an evaluation of the cost-effectiveness of providing the fatigue intervention
- a nested qualitative study to explore the tutors' (RNs and OTs) experiences of CB approach training and any positive or negative effects on their wider clinical practice beyond the RAFT programme delivery.

As a process evaluation of the RAFT programme from the patients' perspectives had been undertaken in the original trial with a qualitative study,<sup>32</sup> this was not repeated. Instead, in this RCT, the process evaluation concentrated on understanding the perspectives of rheumatology clinicians who were being asked to learn new skills and deliver the RAFT programme in the nested qualitative study.





## Chapter 2 Trial design and methods

### Trial design

This trial evaluated the RAFT programme self-management intervention for fatigue plus usual care compared with usual care alone, through a pragmatic RCT delivered by seven hospital teams across the UK, a setting that reflected clinical practice. Clinical care, including medication change, continued as normal and without restrictions for all participants throughout the trial. In addition to clinical effectiveness (see *Chapter 3*), a health economic evaluation (see *Chapter 4*) and a qualitative evaluation of the RNS and OT tutors' experiences (see *Chapter 5*) were undertaken. The protocol has been published.<sup>40</sup>

### Ethics and registration

The trial and qualitative study were approved by the East of England – Cambridgeshire and Hertfordshire Research Ethics Committee (reference number 13/EE/0310), after which each centre obtained the necessary local research and development approvals. The RCT was registered with the International Standard Randomised Controlled Trial Number registry as ISRCTN52709998.

### Participants

#### Inclusion criteria

In order to reflect pragmatic clinical practice, in which the majority of RA patients experience fatigue, inclusion criteria were very broad. Patients aged  $\geq 18$  years with confirmed RA<sup>42</sup> were eligible if they had a fatigue severity score of  $\geq 6$  (out of 10) on the Bristol Rheumatoid Arthritis Fatigue Numerical Rating Scale (BRAFNRS),<sup>43,44</sup> which they perceived was a recurrent problem.

#### Exclusion criteria

Patients were excluded if they had recently changed major RA medication (within 16 weeks) or glucocorticoids (within 6 weeks), as that might influence fatigue. Patients were ineligible if they had insufficient English to participate in group discussions or lacked capacity for informed consent.

### Setting

Rheumatoid arthritis is managed in secondary care; therefore, the RAFT programme was delivered by pairs of local hospital rheumatology clinicians (i.e. nurses/OTs, band 6 or 7), who understand how RA symptoms interact with fatigue in the self-management of a long-term, fluctuating condition that requires adaptation and acceptance. In order to test the generalisability of the RAFT programme, the seven participating rheumatology units encompassed a range of large and small departments, academic and non-academic, covering city and rural areas in England and Wales (Bristol, North Bristol, Cardiff, Chertsey, Poole, Torbay and Weston-super-Mare).

### Recruitment procedures

Patients with RA were invited to complete the BRAFNRS to screen for fatigue severity, either when attending clinic or by mailshot to departmental lists in the seven participating hospitals. If fatigue was scored as  $\geq 6$  and the patient was interested, other eligibility criteria were then checked, and an

information sheet provided with a pre-paid envelope to return to the local research nurse. Each centre recruited to and delivered four consecutive RAFT programmes over 2 years. In order to randomise 5–7 patients to a RAFT programme, each centre recruited 10–14 patients and then closed that ‘cohort’. Over a 2-week period, those patients attended for informed consent and baseline assessment, and then received usual care for fatigue. When all patients had completed this, randomisation occurred and recruitment commenced for the next cohort. Delays between screening and baseline assessment were inevitable, as baseline assessments could not be performed until a centre had accrued a large enough cohort of 10–14 interested and eligible patients (which often took several months). Therefore, any changes to eligibility at baseline assessment (e.g. fatigue less severe, medication changed) were noted for potential subgroup analysis; however, the patient proceeded to randomisation, reflecting the pragmatic way in which this intervention would be delivered in practice to a population with fluctuating, recurrent fatigue and frequently changing medication regimens. Patients who were randomised to a RAFT programme but were then unable to attend the dates offered maintained their randomisation allocation and were offered the subsequent RAFT programmes being run in that centre; if they accepted then they had a new baseline assessment performed with the others in that cohort.

## Interventions

### *The RAFT programme intervention*

The RAFT programme is a CB fatigue self-management programme delivered to groups of 5–7 RA patients in six 2-hour sessions (weeks 1–6) and a 1-hour consolidation session (week 14) by a pair of local RNSs and/or OTs (see *Chapter 1*). Taking a pragmatic approach, if one of the tutors was unable to deliver a session, perhaps because of illness, the remaining tutor delivered the session alone. Patients were asked to attend all seven sessions if possible; however, some patients inevitably missed some sessions as RA is a fluctuating condition, in which case tutors offered to explain some of what had been missed, prior to the next session.

### *Fidelity to the RAFT programme during delivery*

Quality and homogeneity of the RAFT programme were facilitated by standardised training and a standardised manual, with programme delivery by the same tutor pairs in each centre. However, unlike a pharmacological RCT, in a group CB intervention it is not possible to adhere to a rigid protocol in every session, as tutors must respond to the individual issues raised by patients. Therefore, fidelity evaluation was pragmatic and involved monitoring in one randomly selected session of each of the four programmes run in each centre. An independent clinical psychologist observer (Richard Cheston) used a template to record evidence of CB approaches (e.g. reflective questioning, group management, goal-setting), delivery of the RAFT programme as planned (adherence to session plans), use of the RAFT programme materials (handouts, metaphors) and any unhelpful delivery styles (e.g. didactic teaching) (see *Report Supplementary Material 1*).<sup>41</sup>

### *Control intervention (usual care alone)*

Unlike pain, RA fatigue is not routinely addressed in usual care in great detail and patients are generally given written fatigue information by the RNS. Most rheumatology units supply the free Versus Arthritis (formerly Arthritis Research UK) fatigue booklet,<sup>45</sup> a comprehensive fatigue self-management booklet for arthritis authored by Hewlett *et al.* and based on their original RCT.<sup>31</sup> It contains information on all the topics in the RAFT programme, includes a pull-out sample activity and rest chart to complete and could be considered ‘usual care’. Usual care (i.e. provision of the Versus Arthritis fatigue booklet) was given to patients in both the control and intervention arms of the trial at the baseline visit, after consent and assessment but before randomisation. The research nurse spent approximately 5 minutes showing their patient the sections in the booklet, using a brief standardised guideline and pointing out that the booklet suggests patients might wish to request specific support from the rheumatology team to help them try the fatigue self-management activities described (generally requested via the local RNS helpline). Seeking help is thus an intended outcome of the booklet, which was captured within health-care use data collected in the trial. In order to minimise the risk of contamination between the trial arms, the helpline RNS were asked not to book in a control patient requesting fatigue support to see a clinician who was also a RAFT programme tutor if there was an alternative health professional available, and tutors recorded any control patients seen for fatigue support.

## Outcomes of clinical effectiveness

### Primary outcome measure (26 weeks)

As the impacts of fatigue are wide-ranging and personal to individuals' lives, the perceived impact of fatigue was the primary outcome measure, rather than fatigue severity.<sup>8–11</sup> Fatigue impact was measured by a single NRS item, 'Please circle the number that describes the effect fatigue has had on your life in the last 7 days', with anchors of 'No effect' to 'A great deal of effect' (0–10), using the BRAF-NRS for impact (see *Report Supplementary Material 2*).<sup>43,44</sup>

### Secondary outcome measures (clinical)

The secondary fatigue outcomes were fatigue severity and coping (as measured using the BRAF-NRS severity, BRAF-NRS coping questionnaires) (see *Report Supplementary Material 2*) and a RA fatigue multidimensional questionnaire [i.e. Bristol Rheumatoid Arthritis Fatigue Multidimensional Questionnaire (BRAF-MDQ)] (see *Report Supplementary Material 2*), which measures overall fatigue impact and includes subscales for physical fatigue, living with fatigue, emotional fatigue and cognitive fatigue.<sup>43,44</sup> Each of these fatigue variables might respond differently to interventions. Other components of the RA fatigue conceptual model<sup>19</sup> evaluated were mood [via the Hospital Anxiety and Depression Scale (HADS)],<sup>46</sup> pain (via the NRS), disability [via the modified Health Assessment Questionnaire (MHAQ)],<sup>47</sup> quality of life [global arthritis impact question from the Arthritis Impact Measurement Scale (AIMS)],<sup>48</sup> sleep quality (via a single question from the Pittsburgh Sleep Quality Index),<sup>49</sup> and returning to important leisure activities previously lost to fatigue [via the discretionary activity subscale of the Valued Life Activities scale for rheumatoid arthritis (VLA)].<sup>50</sup> Beyond pain, disability and fatigue, remaining items from the RA core set<sup>51</sup> were an objective assessment of painful joints and swollen joints, an inflammatory marker (i.e. C-reactive protein) and patient global opinion of disease activity [visual analogue scale (VAS)], forming a single disease activity score [Disease Activity Score (DAS28)] through a weighted algorithm.<sup>52</sup> As the DAS28 requires a hospital visit to the research nurse, it was measured at weeks 0 and 26 only, and replaced at all other time points by a patient self-reported version [i.e. the simplified Patient-derived Disease Activity Score (sPDAS2)].<sup>53,54</sup> Social contact questions (unvalidated) were added for weeks 52 and 104.

### Secondary outcome measures (processes)

To understand what key processes may relate to behavioural change, helplessness [via the Arthritis Helplessness Index (AHI)]<sup>55</sup> and self-efficacy [via the Rheumatoid Arthritis Self-Efficacy (RASE) scale]<sup>56</sup> were measured. The RASE scale contains questions on self-efficacy beliefs for managing RA covered in both the RAFT programme and the usual-care Versus Arthritis fatigue booklet.<sup>45</sup>

### Secondary outcome measures (acceptability and feasibility)

Acceptability of the RAFT programme and the usual-care booklet<sup>45</sup> was assessed at week 26 by patient satisfaction and the likelihood that patients would recommend the programme or booklet to others, and by programme attendance. Feasibility of delivery in the NHS was captured through monitoring of programme scheduling and delivery, and the tutor qualitative evaluation.

## Follow-up time points, data collection and management

Baseline assessments (and usual care) for each cohort were conducted over a 2-week period. The cohort was then randomised, and those patients randomised to the RAFT programme commenced their local programme within a few weeks. To standardise data collection across all cohorts and centres, the date of each cohort's first RAFT programme session was designated as week 1 for both trial arms. Outcomes were then measured at weeks 6 (end of the RAFT programme), 26 (primary end point), 52, 78 and 104, apart from DAS28 and social contact as described in *Secondary outcome measures (clinical)*. Only fatigue data were collected at weeks 10 and 18 (via the BRAF-NRS for impact, severity and coping and BRAF-MDQ),<sup>43,44</sup> to capture outcomes 4 weeks before and after the week 14 consolidation session. Data were collected

primarily by patient self-report questionnaire, except for objective measures of disease activity, which were evaluated by the local research nurse (after standardised training) at weeks 0 and 26. Patients completed their self-report questionnaire pack during those visits, but at all other time points questionnaire packs were posted to patients from the central trial team in Bristol, with pre-paid envelopes. In order to maximise data returns, the trial co-ordinator or trial administrator (ZP and CA), with ethics approval, telephoned each patient at each assessment point to collect the primary outcome (i.e. the BRAF-NRS impact) and inform the patient that the questionnaire pack was being posted (participants were contacted once more if packs were not returned within 2 weeks). Data were returned direct to the managing centre (University of the West of England, Bristol, UK) and entered onto an Microsoft Access® database (Microsoft Corporation, Redmond, WA, USA) that was created by the Bristol Randomised Trials Collaboration (BRTC) unit. Data entry was then checked by a second researcher against the original questionnaires (100% of entries were checked) (Table 1).

**TABLE 1** The RAFT programme outcome assessments and time points

Assessment	Measure	Score range	Week							
			0	6	10	18	26	52	78	104
Nurse led										
Demographic data		n/a	✓							
Disease activity	DAS28 <sup>52</sup>	0.96+ <sup>a</sup>	✓					✓		
Primary outcome										
By telephone	BRAF-NRS <sup>43,44</sup>	0–10	✓	✓	✓	✓	✓	✓	✓	✓
Questionnaire (self-reported)										
Fatigue severity	BRAF-NRS <sup>43,44</sup>	0–10	✓	✓	✓	✓	✓	✓	✓	✓
Fatigue coping	BRAF-NRS <sup>43,44</sup>	0–10 <sup>b</sup>	✓	✓	✓	✓	✓	✓	✓	✓
Fatigue overall impact	BRAF-MDQ <sup>43,44</sup>	0–70	✓	✓	✓	✓	✓	✓	✓	✓
Physical fatigue	BRAF-MDQ <sup>43,44</sup>	0–22	✓	✓	✓	✓	✓	✓	✓	✓
Emotional fatigue	BRAF-MDQ <sup>43,44</sup>	0–12	✓	✓	✓	✓	✓	✓	✓	✓
Cognitive fatigue	BRAF-MDQ <sup>43,44</sup>	0–15	✓	✓	✓	✓	✓	✓	✓	✓
Living with fatigue	BRAF-MDQ <sup>43,44</sup>	0–21	✓	✓	✓	✓	✓	✓	✓	✓
Pain	NRS	0–10	✓	✓			✓	✓	✓	✓
Disability	MHAQ <sup>47</sup>	0–3	✓	✓			✓	✓	✓	✓
Quality of life	AIMS VAS <sup>48</sup>	0–100	✓	✓			✓	✓	✓	✓
Disease activity	sPDAS2 <sup>53,54</sup>	2.4–7.9	✓	✓			✓	✓	✓	✓
Anxiety	HADS <sup>46</sup>	0–21	✓	✓			✓	✓	✓	✓
Depression	HADS <sup>46</sup>	0–21	✓	✓			✓	✓	✓	✓
Sleep quality	Pittsburgh item <sup>49</sup>	1–4	✓	✓			✓	✓	✓	✓
Valued life activities	VLA <sup>50</sup>	0–3	✓	✓			✓	✓	✓	✓
Helplessness	AHI <sup>55</sup>	5–30	✓	✓			✓	✓	✓	✓
Self-efficacy	RASE <sup>56</sup>	28–140 <sup>b</sup>	✓	✓			✓	✓	✓	✓
Satisfaction and acceptability							✓			
Social contact								✓		✓
n/a, not applicable.										
a No upper limit: C-reactive protein level in the algorithm has no maximum.										
b High score = better outcome.										

## Protocol amendments during the trial

Prior to the first baseline assessment, the global impact of arthritis question<sup>48</sup> was added (amendment 1, January 2014). Amendment 2 (February 2015) comprised the addition of the social contact questions (at weeks 52 and 104), following reflection by the Study Management Group that the RAFT programme promotes resisting the desire to isolate oneself. In addition, the qualitative evaluation of tutor experiences through focus groups was expanded to offer one-to-one interviews in order to allow easier discussion of individual opinions. Amendment 3 (September 2015) allowed for the possibility of an additional RAFT programme to run in the case of low levels of recruitment or high levels of attrition (but this was not needed).

## Sample size

The sample size calculation has previously been published.<sup>40</sup> In the original trial of CBT delivered by a clinical psychologist, the baseline-adjusted difference in fatigue impact between trial arms was 1.95 units on a VAS (0–10) [95% confidence interval (CI) –2.99 to –0.90 units;  $p < 0.001$ ], giving an effect size of 0.77.<sup>31</sup> As the RAFT programme is delivered by clinical teams using CB approaches rather than by a CB therapist, the RCT reported here was powered to be able to demonstrate 75% of that (1.46 units, effect size 0.54). For a two-sided significance of 0.05 and a power of 90%, 73 patients per trial arm were required. The study was interested in the average effect across all centres; therefore, no loss of power from randomising patients by centre was considered.<sup>57,58</sup> In the RAFT programme arm there was potential for clustering effects from the seven centres (including the one tutor pair per centre), and from the CB group within centres. In the original RCT, the intraclass correlation coefficient (ICC) for the CBT group and the primary outcome was  $< 0.00001$ , with no data for centre/tutor effects as it was a single-centre study.<sup>31</sup> In the present RCT, an overall ICC value of 0.01 was employed for groups clustered within and between centres, and was used for estimating a design effect,<sup>59</sup> increasing the sample size to 75 per trial arm.

In the original RCT,<sup>31</sup> most attrition was not from the intervention but from loss to questionnaire completion; therefore, to maximise data returns in this RCT the primary outcome was collected by telephone by the central RAFT programme team as described above, and patients who wished to withdraw were asked if they might continue providing a fatigue impact NRS by telephone (ethics approval given). It was intended to achieve 80% of primary outcome data at week 26, but longer-term attrition was unknown. Therefore, we assumed 50% retention and thus capacity was planned to recruit up to 150 patients per trial arm. A pragmatic approach took account of the need to form viable RAFT programme groups and natural variations in group size; therefore, a target of seven centres each running four RAFT programmes, with an average of six participants per RAFT programme group and six participants randomised to usual care ( $n = 336$ ), provided contingency for smaller groups.

## Minimising attrition

In order to reduce attrition prior to starting a RAFT programme, patients were consented and randomised as close to the dates of the CB programmes as possible and the local research nurse kept patients informed of the potential programme dates. Three-quarters of participants in the original RCT attended most of their seven CBT sessions, suggesting that the RAFT programme would be acceptable.<sup>31</sup> In this RCT a 2-year follow-up potentially risked significant loss to questionnaire completion over time; therefore, to maximise questionnaire returns, the primary outcome data (i.e. fatigue impact NRS scores) were collected by the central trial team by telephone each time (see *Follow-up time points, data collection and management*). To enhance feelings of community, engagement and responsibility, all RAFT programme study materials included the study logo; questionnaire packs were accompanied by a short newsletter highlighting overall questionnaire return rates, and thank-you notelets were sent at major time points.

## Randomisation, concealment and blinding

After consent at the baseline visit, the local research nurse allocated each patient the next consecutive study identification number; as patients chose from several available baseline visit dates and times, this allocation was unlikely to be influenced by the research nurse. When a centre had finished all baseline visits for that cohort (10–14 participants, assessed over a 2-week period), the research nurse sent the unique study numbers to the trial co-ordinator in Bristol, which requested that the BRTC unit conduct the randomisation for that centre's cohort (concealed from the RAFT programme study team and the research nurse). Computer-generated randomisation (using a specially created Access database) was performed for each cohort (1, 2, 3 and 4) in each centre (1, 2, 3, 4, 5, 6 and 7) consecutively over 2 years as each cohort was finalised and all its participants had attended for consent, baseline assessment and delivery of usual care. Allocation was 1 : 1 within cohorts but, in the event of an odd number, the RAFT programme trial arm received the extra patient on the grounds that risk of attrition was likely to be higher in that arm. The BRTC unit informed the trial co-ordinator of the arm allocations, and the trial co-ordinator informed the local research nurse, who subsequently telephoned each consented patient using a brief, standardised guideline to ensure that no suggestion other than equipoise between the arms was communicated. Those randomised to the RAFT programme trial arm had the dates, times and venue confirmed. Blinding of clinicians delivering the RAFT programme was not possible, nor could patients be blind because of the need to engage them in making behavioural and cognitive changes and attend or not attend the RAFT programme sessions. However, most outcome measures used were validated tools and analysis was performed blind to allocation.

## Overview of evaluation methods

Clinical and health economic analysis followed the predefined statistical and health economics analysis plan (SAP) [see URL: [www.journalslibrary.nihr.ac.uk/programmes/hta/1111201/#/documentation](http://www.journalslibrary.nihr.ac.uk/programmes/hta/1111201/#/documentation) (accessed 12 April 2019)], which was agreed in discussion with the Trial Steering Committee (TSC) and Data Management and Ethics Committee (DMEC). Detailed methods and results are presented separately for the clinical, health economic and qualitative evaluations (see *Chapters 3–5*).

## Study management

The project was managed and co-ordinated centrally in Bristol by the chief investigator (SH), trial co-ordinator (ZP) and trial administrator (CA), with all outcome assessments (apart from baseline and week 26) being sent out by, and returned to, the central study team, thereby enabling careful monitoring of timelines and returns. Each centre employed a research nurse to manage local recruitment, cohort building and closure, visits for consent and baseline assessment, and week 26 assessment. The trial co-ordinator maintained the overall site documentation and a local study file for each site and liaised with all sites and with the BRTC randomisation service. The central co-ordinating team (i.e. SH, ZP and CA) held weekly meetings to set up the trial, with other key trial staff, co-applicants and patient partners attending as appropriate. Monthly Trial Management Group meetings of the researcher co-applicants were held and the wider group of rheumatologist co-applicants (local principal investigators) attended when appropriate. The independent TSC and DMEC convened at key time points to support the trial development and review progress. All meetings were reduced in frequency once the trial was established, but resumed more frequently during database closure, data analysis and interpretation. The RCT was sponsored by the University Hospitals Bristol NHS Foundation Trust.

## Patient and public involvement

Patient involvement occurred throughout the project and was provided by two patients who had participated in the original trial (Clive Rooke and Frances Robinson).<sup>31</sup> The aim of a joint enterprise with patient partners

was for them to bring experiential knowledge of RA fatigue and receiving the original CBT intervention from a psychologist. The patient partners advised on outcomes to be evaluated, questionnaire pack design, recruitment processes and all trial patient materials. The patient partners suggested improvements to the patient handouts used in the RAFT programme and advised that the relaxation CD be re-recorded to improve sound quality. The patient partners attended the tutor training days to talk with the tutors and the principal investigators about their experience of fatigue. Continued involvement (by Clive Rooke) included advising on the formatting of the tutor manual, attendance at major project review meetings and analysis of the qualitative data.





# Chapter 3 Clinical evaluation: analysis methods and results

## Statistical analysis methods

The analysis and reporting of this trial was undertaken in accordance with Consolidated Standards of Reporting Trials (CONSORT) guidelines.<sup>60</sup> All statistical analyses were undertaken using Stata version 14.1.1 (StataCorp LP, College Station, TX, USA), following a predefined SAP [see URL: [www.journalslibrary.nihr.ac.uk/programmes/hta/1111201/#/documentation](http://www.journalslibrary.nihr.ac.uk/programmes/hta/1111201/#/documentation) (accessed 12 April 2019)], which was agreed with the TSC and the DMEC. The primary comparative analyses between randomised trial arms were conducted on an intention-to-treat (ITT) basis without imputation of missing data.

## Preliminary analyses (baseline comparability)

Descriptive statistics of key clinical and sociodemographic characteristics were used to compare randomisation trial arms at baseline and to inform any additional adjustment of the primary and secondary analyses when appropriate.

## Primary analysis

The primary analysis used linear regression to compare BRAF-NRS impact score at 26 weeks (the primary outcome) between trial arms as randomised and adjusted for baseline values of the outcome and recruitment centre (stratification variable). The result of the linear regression model is presented as an adjusted difference in means between the RAFT programme and control arms, alongside the associated 95% CI and *p*-value for the comparison. A standardised effect size for the primary outcome was also calculated as the adjusted difference in mean divided by the pooled baseline standard deviation (SD).

## Secondary analyses

### Primary outcome measure

Secondary analyses of the primary outcome included additional adjustment of the primary analysis for any prognostic variables demonstrating a marked imbalance at baseline (ascertained using descriptive statistics). There was a gap in time between eligibility screening and baseline measurement. Owing to this time gap, some individuals who had a BRAF-NRS severity score of  $\geq 6$  points (out of 10 points) at screening (an eligibility criterion) subsequently had a lower BRAF-NRS severity score of  $< 6$  points at the time of randomisation. For this reason, the primary analysis was repeated and restricted to those individuals who had a BRAF-NRS severity score of  $\geq 6$  points at randomisation (analysis not prespecified).

A repeated measures mixed-effects model was used to examine the effect of the intervention over time by including up to four follow-up BRAF-NRS impact scores (at weeks 26, 52, 78 and 104), adjusted for baseline values of the outcome and for recruitment centre. This analysis provided an estimate of the average effect size over the duration of follow-up. A potential convergence or divergence between trial arms was investigated by repeating the analysis with the inclusion of a time-by-treatment group interaction term. The repeated measures analysis was repeated on those individuals with a BRAF-NRS severity score of  $\geq 6$  points at randomisation.

### Secondary outcome measures

The effect of the intervention on the secondary outcomes collected at 26 weeks was also examined using appropriate regression models adjusted for baseline values of the outcome being investigated and for recruitment centre. The secondary outcomes were also subject to repeated measures analysis using data collected at the 26-, 52-, 78- and 104-week follow-ups.

A potential difference between trial arms in the changes in major RA medications that might influence the primary outcome was investigated using a chi-squared test. A change in major RA medications was defined as stopping, starting or changing the dose of one or more disease-modifying antirheumatic drugs (DMARDs), bDMARDs or glucocorticoid medications during a single time period. Acceptability of the RAFT programme or the usual-care booklet to patients was measured by the RAFT programme attendance rates, satisfaction and recommendation to others, and is summarised using descriptive statistics.

### Potential clustering effects

Owing to the hierarchical nature of the data (i.e. participants nested within centres and then within cohorts), there is potential for clustering effects in the trial. To investigate this, a linear mixed-effects model, which included centre and cohort as cluster-level variables, was compared with the linear regression primary analysis model by means of the likelihood ratio test.

### Missing data

The sensitivity of the primary analysis to the impact of missing data was examined. The method of multiple imputation by chained equations using predictive mean matching was used to impute missing data. The imputation model included all variables that were part of the ITT primary analysis, variables identified from the previous trial as being related to fatigue impact (fatigue severity, pain and both self-reported and nurse-rated disease activity), and baseline variables that were associated with missingness of the primary outcome. In total, 20 imputed data sets were generated and combined using Rubin's rules. The primary analysis model was then repeated using the imputed data.

### Treatment efficacy

Complier-average causal effect (CACE) analysis was used to investigate the efficacy of the RAFT programme intervention in reducing fatigue impact at 26 weeks. The CACE methodology compares outcomes among those who 'complied' with the intervention and a comparable group of 'would be compliers' in the control arm.<sup>61</sup> (The word 'compliance' is used here as a statistical term; clinically the word adherence is used to describe active rather than passive decisions to participate.) CACE analysis provides an estimate of the efficacy of the intervention for comparison with the ITT estimate of the offer of the intervention, while respecting randomisation and avoiding biases inherent to crude per-protocol analyses, in which only individuals in the RAFT programme arm are included. In this trial 'compliance' was defined as attending at least two sessions of the RAFT programme (session 1 plus any other session). However, those individuals randomised to the RAFT programme intervention arm but who did not attend (i.e. withdrew and did not attend the first RAFT programme session) had no follow-up data collected. This is problematic as it meant that outcome information was not available for a group of individuals who would be considered 'non-compliant' and have contributed information to the CACE analysis. It also potentially violated the exclusion restriction assumption: if individuals in the RAFT programme intervention arm were considered participants only if they attended the first CB session (which might then have an impact on their outcome), then the offer of the intervention does affect outcome. To address this issue, the two stages of the two-stage least squares (2SLS) CACE estimation were carried out separately to allow for loss to follow-up that was dependent on compliance.

The first-stage regression uses all individuals randomised to predict compliance. The second stage involved only those with non-missing outcomes, but modelled these using the predicted values of compliance obtained from the 'complete' first stage.

## Interpretation of findings

When designing the trial it was stated that the traditional effect size of  $> 0.5$  would be considered to reflect a clinically meaningful effect.<sup>40</sup> During the discussions to interpret the findings, the Trial Management Group, with input from the TSC statistician, discussed the issue of effect sizes in terms of their clinical importance. Over the years, concerns have been raised in the literature as to whether only an effect size  $\geq 0.5$  must be considered clinically meaningful, or if smaller effect sizes might be considered by patients to have had an effect. For example, Sloan *et al.*<sup>62</sup> argue that this cut-off point is only a broad guideline and that clinical meaningfulness must be related to each specific health issue under investigation (i.e. it would be different for different patient outcomes). They recommend that, if supported by additional data related to that specific health issue, 'small' effect sizes of 0.2 can also be considered clinically meaningful. Although there are no data on clinically meaningful change in RA fatigue impact, Khanna *et al.*<sup>63</sup> demonstrated that patients reported that they experienced a noticeable improvement in RA fatigue severity at effect sizes 0.27 to 0.39. It was therefore decided to take a broader view when interpreting the findings and also to consider additional data to inform consideration of clinically meaningful change and effect sizes (a departure from the protocol).

## Subgroup and exploratory analyses

### Number of sessions attended

It was hypothesised a priori that those individuals attending a greater number of the RAFT programme sessions would show a greater improvement than those who attended fewer sessions. The theoretical justification was that greater exposure to the RAFT programme intervention should improve self-management skills. A structural mean model 2SLS instrumental variable approach, which respects randomisation,<sup>64</sup> was used to investigate the impact of number of sessions of the RAFT programme attended on BRAF-NRS impact score. As with the treatment efficacy CACE analysis, the non-follow-up of those individuals randomised to the RAFT programme intervention arm but who did not attend the first session of the RAFT programme is problematic. The same approach (i.e. a separate two-stage approach) was used to address this issue. A further assumption of this model was that of a linear relationship between session attendance and BRAF-NRS impact score, that is, that the impact of an increase in attendance of one session was the same across all the different sessions (i.e. all sessions had a similar effect on patient outcome).

### Consolidation session (week 14)

The RAFT programme intervention was delivered in seven sessions: sessions 1–6 delivered weekly over weeks 1–6, followed by session 7 at week 14 to consolidate skills and behaviours. Separate linear regression models were used to examine the effect of the RAFT programme on BRAF-NRS impact score at 6 weeks (immediately after the final RAFT programme session), at 10 weeks (4 weeks before the consolidation session) and at the 18-week follow-up (4 weeks after the consolidation session).

### Predictors of fatigue impact change

Certain clinical and demographic characteristics were examined as potential predictors of fatigue impact change. All of these variables of interest were first added as covariates to the primary analysis model and then removed from the model one by one in a process of stepwise deletion until only covariates with a  $p$ -value of  $< 0.05$  were retained (i.e. the covariate with the highest  $p$ -value from the initial model was removed, the model was then repeated without this covariate and the variable with the highest  $p$ -value in this second model was then removed, etc.). The starting model comprised the primary analysis model

additionally adjusted for baseline pain (i.e. NRS score), disease activity (i.e. DAS28 score), BRAF-NRS coping score, age, comorbidity, work status, disease duration and sex.

### Self-efficacy

The RASE scale has 28 items that ask about beliefs regarding self-management tasks, many of which are discussed during the RAFT programme. To examine the impact of the RAFT programme intervention on particular components of self-efficacy, the change in RASE scale item scores from 0 to 26 weeks in the control and the RAFT programme intervention trial arms was compared using *t*-tests.

### Tutor delivery over time

It was hypothesised that the size of the effect of the RAFT programme intervention may differ between cohorts as tutors within each centre may have improved in their delivery of the intervention over time. To explore this, the mean change in fatigue, impact from 0 to 26 weeks, is presented by intervention arm and cohort. The difference in mean change (between trial interventions) by cohort is also presented (this was not in the SAP but was prespecified before any analysis commenced).

### Social contact

Group work may enhance the seeking of social support (see *Chapter 2, Protocol amendments during the trial*). The social contact data are analysed using simple percentages.

## Results

The key clinical findings from the RAFT programme trial presented here have been previously published.<sup>65</sup>

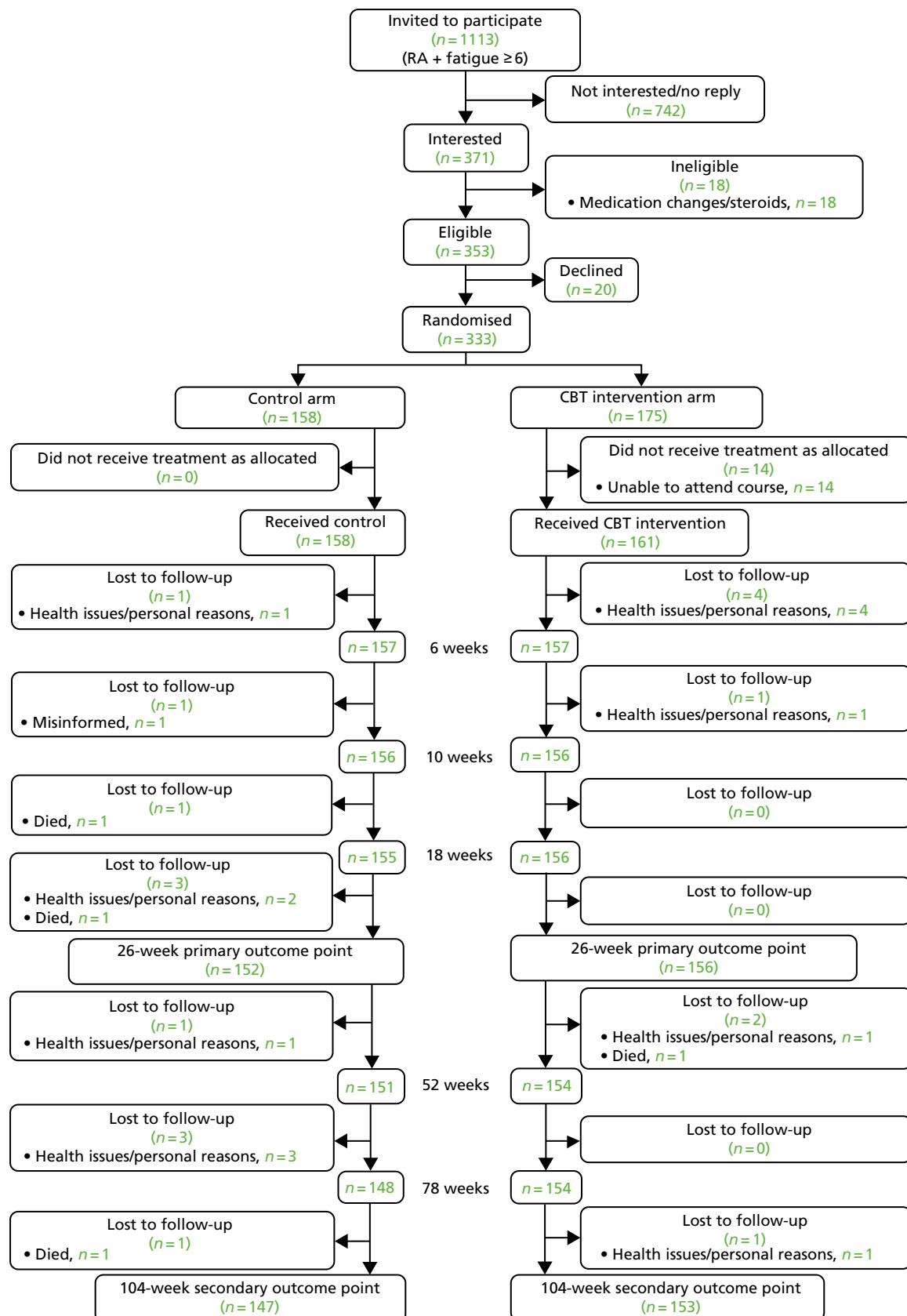
### Participant flow

Recruitment commenced in December 2013, with the first patient consent received in February 2014 and the last in October 2015, and the trial completed as planned with the final follow-up questionnaires returned in January 2018. The flow of eligible patients with RA and a fatigue severity score of  $\geq 6$  points from invitation to participation through to week 104 is detailed in *Figure 1*. Over the 2 years a total of 333 patients were randomised, comprising four consecutive cohorts in each of the seven centres (see *Chapter 2, Recruitment procedures*), with similar numbers across centres (see *Appendix 3*). All patients accepted their randomised allocation.

After consent and baseline assessment, all patients received usual care before randomisation, i.e. the Versus Arthritis fatigue booklet.<sup>45</sup> Of the 175 patients randomised to additionally receive the RAFT programme, 14 did not receive the intervention because of an inability to find suitable programme dates. Of the 161 patients who received the RAFT programme, five patients withdrew for personal/health reasons (four patients during programme delivery, having received up to three of the seven sessions, and one patient withdrew before the week 10 assessment). Therefore, 156 of the 175 RAFT programme patients provided primary outcome data at week 26, and 153 patients provided data at week 104 (89.9% and 87.4% of those patients randomised, respectively). Of the 158 patients randomised to usual care only, six patients withdrew before week 26, leaving 152 patients providing primary outcome data at week 26 and 147 patients providing data at week 104 (96% and 93.0%, respectively).

### Follow-up data completion

The majority of patients provided primary outcome fatigue impact data (BRAF-NRS impact data were collected by telephone), with 308 and 296 patients completing BRAF-NRS impact at weeks 26 and 104, respectively (see *Appendix 4*). Therefore, the 50% attrition allowed for at 2 years did not materialise and the follow-up numbers exceeded the required total sample size of 150. Secondary outcome data



**FIGURE 1** Participant flow chart. Reproduced from Hewlett *et al.*<sup>65</sup> This is an Open Access article distributed in accordance with the terms of the Creative Commons Attribution (CC BY 4.0) license, which permits others to distribute, remix, adapt and build upon this work, for commercial use, provided the original work is properly cited. See: <http://creativecommons.org/licenses/by/4.0/>. The figure includes minor additions and formatting changes to the original text.

questionnaire packs were returned by > 88% of patients at 26 weeks and 78% of patients at 104 weeks (lowest completion rate was 72% for sleep quality at week 78, see *Appendix 4*). Six patients who were randomised to a RAFT programme but could not attend their planned programme dates attended a later programme, when a fresh baseline assessment was made. However, at the end of RAFT programme delivery in the seven centres, 14 patients randomised to the RAFT programme had been unable to attend any local programme dates and the 26-week primary outcome data were not obtained from them.

### The RAFT programme delivery and tutor adherence

All seven rheumatology centres were able to provide at least two clinicians for training and, of those 15 who were trained, 14 went on to deliver the RAFT programme. One tutor pair comprised OTs, two tutor pairs were nurses and four pairs were mixed nurse and OT. They had a mean of 5.3 years' rheumatology experience (range 0–17 years) and had been qualified for a mean of 18 years (range 6–30 years) and 10 had some experience of running patient groups, of whom four also reported some prior relevant knowledge such as goal-setting or CBT (data not detailed to preserve anonymity).

All seven hospitals were able to deliver all four 14-week RAFT programmes as planned and on time, indicating feasibility to deliver in the NHS, which is explored further in the qualitative evaluation (see *Chapter 5*). Tutor pairs remained unchanged throughout the RAFT programmes, apart from one centre where tutor absence for two programmes was covered by the remaining tutor co-delivering one programme with a trainer and one with a locum tutor who had observed the previous programme. There were 196 RAFT sessions (28 programmes comprising seven sessions), of which seven (3.6%) were delivered by a single tutor due to absence. Independent monitoring for tutor adherence (fidelity) to the RAFT programme delivery and CB principles was carried out as planned and no remedial teaching was deemed necessary.

### The RAFT programme attendance

At randomisation, the RAFT programme group sizes averaged six patients (with a range of five to eight patients). The RAFT programme patients attended a mean of 5.85 of their 7 RAFT programme sessions (SD 1.63 sessions). Most of the 156 patients had high attendance rates, with 87.2% ( $n = 136$ ) attending 5–7 sessions (*Table 2*).

All 156 RAFT programme patients attended their first session and each of the subsequent sessions (i.e. sessions 2–7) was attended by  $\geq 75\%$  of the randomised patients (*Table 3*).

**TABLE 2** Total number of RAFT sessions attended by patients

Total number of sessions attended	Patients ( $N = 156$ ), $n$ (%)
1	7 (4.5)
2	6 (3.8)
3	4 (2.6)
4	3 (2.0)
5	20 (12.8)
6	42 (26.9)
7	74 (47.4)

**TABLE 3** Attendance at individual RAFT programme sessions 1–7

Individual session	Patients ( <i>N</i> = 156), <i>n</i> (%)
1	156 (100)
2	137 (87.8)
3	129 (82.7)
4	125 (80.1)
5	129 (82.7)
6	119 (76.3)
7	118 (75.6)

## Adverse events

No related serious adverse events were reported by tutors.

## Preliminary analyses (baseline comparability)

The 25 patients who did not complete to 26 weeks were very similar to the 308 patients who did complete to this primary end point in terms of baseline demographic data (age, sex, disease duration, comorbidity), and fatigue severity (entry criterion) and impact (primary outcome) (see *Appendix 5*). They had similar clinical status to those who completed the study (see *Appendix 6*).

Baseline demographic data were similar between trial arms, with the majority of patients being female, as reflects the RA population (*Table 4*). The patients were aged > 60 years, on average, with a wide range of disease duration. The majority of patients were of moderate to high socioeconomic status and white, and a small proportion had previously attended a general rheumatology self-management programme many years earlier.

Baseline clinical data were similar between arms and were therefore well balanced (*Table 5*). On average, patients had high fatigue impact scores (i.e. a BRAF-NRS impact score of > 7/10), which were slightly higher than fatigue severity scores, and had a low perceived ability to cope with fatigue (measured via the BRAF-NRS coping questionnaire). The participants had relatively high levels of disease activity (inflammation) with DAS28 scores of > 4.2 (> 5.1 is the eligibility criterion for starting bDMARDs). On average, participants had moderate pain, low disability and moderate self-efficacy and helplessness at baseline. The distribution of the primary outcome, fatigue impact, is shown in *Figure 2*.

Participants had eligible fatigue scores at screening (i.e. a BRAF-NRS severity score of  $\geq 6/10$ ), but often had to wait for a sufficient number of participants to be recruited in order to close their cohort ready for consent, baseline assessment and randomisation. At the later baseline assessment, the fatigue severity scores of 23 out of 152 control patients and 23 out of 156 RAFT programme patients had fallen below the inclusion criterion (15.1% and 14.6%, respectively); however, as this was a pragmatic trial aiming to reflect how the RAFT programme would be delivered in clinical practice, the participants proceeded to randomisation.



**TABLE 4** Baseline demographic data

Demographic variable	Trial arm, <i>n</i> (%)	
	Control ( <i>N</i> = 152)	RAFT ( <i>N</i> = 156)
Female	121 (79.6)	125 (80.1)
Age (years) <sup>a</sup>	61.8 (54.4, 69.6)	63.7 (54.2, 69.9)
Disease duration (years) <sup>a</sup>	10 (3, 20)	10 (5, 19)
Socioeconomic status: England <sup>b</sup>		
Deprived	28 (21.1)	23 (17.2)
Moderate	60 (45.1)	65 (48.5)
Affluent	45 (33.8)	46 (34.3)
Socioeconomic status: Wales <sup>b</sup>		
Deprived	7 (41.2)	7 (35.0)
Moderate	3 (17.7)	5 (25.0)
Affluent	7 (41.2)	8 (45.0)
Ethnicity		
White	147 (98.0)	151 (96.8)
Asian/Asian British/other	3 (2.0)	5 (3.1)
Other self-management programmes	21 (14.0)	16 (10.3)
Years since previous programme <sup>a</sup>	8 (5, 11)	5 (3, 10)

<sup>a</sup> Median (lower and upper quartile).

<sup>b</sup> The top three deciles of the national scores for England and Wales were labelled 'affluent', the middle four deciles were labelled 'moderate' and the bottom three deciles were labelled 'deprived'.

**TABLE 5** Baseline outcome data

Clinical variable	Trial arm			
	Control ( <i>N</i> = 158)		RAFT ( <i>N</i> = 175)	
	<i>n</i> (%) <sup>a</sup>	Mean (SD)	<i>n</i> (%) <sup>a</sup>	Mean (SD)
Fatigue				
BRAf-NRS impact (0–10)	152 (96.2)	7.23 (1.6)	156 (89.1)	7.10 (1.7)
BRAf-NRS severity (0–10)	142 (89.9)	6.85 (1.57)	152 (86.9)	6.89 (1.57)
BRAf-NRS coping (0–10) <sup>b</sup>	142 (89.9)	4.84 (2.09)	152 (86.9)	5.16 (2.08)
BRAf-MDQ overall impact (0–70)	142 (89.9)	40.39 (12.99)	152 (86.9)	40.42 (12.70)
BRAf-MDQ physical (0–22)	142 (89.9)	16.19 (3.21)	152 (86.9)	16.12 (3.39)
BRAf-MDQ emotional (0–12)	142 (89.9)	6.71 (3.31)	152 (86.9)	6.55 (3.18)
BRAf-MDQ cognitive (0–15)	142 (89.9)	7.58 (4.04)	152 (86.9)	7.54 (4.00)
BRAf-MDQ living (0–21)	142 (89.9)	9.90 (5.18)	152 (86.9)	10.21 (5.05)
Pain: NRS (0–10)	142 (89.9)	5.57 (2.10)	152 (86.9)	5.70 (2.12)
Disability: MHAQ (0–3)	142 (89.9)	0.76 (0.51)	151 (86.3)	0.75 (0.53)
Quality of life: AIMS VAS (0–100)	141 (89.2)	49.89 (20.44)	152 (86.9)	49.16 (22.27)



**TABLE 5** Baseline outcome data (*continued*)

Clinical variable	Trial arm			
	Control ( <i>N</i> = 158)		RAFT ( <i>N</i> = 175)	
	<i>n</i> (%) <sup>a</sup>	Mean (SD)	<i>n</i> (%) <sup>a</sup>	Mean (SD)
Disease activity				
Assessed: DAS28 (0.96+)	145 (91.8)	4.23 (1.11)	147 (84.0)	4.22 (1.30)
Self-reported: sPDAS2 (2.4–7.9)	142 (89.9)	4.36 (0.99)	151 (86.3)	4.44 (1.06)
Anxiety: HADS (0–21)	142 (89.9)	8.01 (4.45)	151 (86.3)	7.29 (4.08)
Depression: HADS (0–21)	142 (89.9)	6.79 (3.94)	151 (86.3)	7.18 (3.59)
Valued life activities: VLA (0–3)	142 (89.9)	1.08 (0.60)	151 (86.3)	1.16 (0.61)
Helplessness: AHL (5–30)	142 (89.9)	18.98 (4.74)	152 (86.9)	19.03 (4.67)
Self-efficacy: RASE scale (28–140) <sup>b</sup>	142 (89.9)	104.38 (11.34)	151 (86.3)	102.49 (11.51)
Sleep quality	142 (89.9)		149 (85.1)	
Very good <sup>c</sup>		5 (3.5%)		9 (6.0%)
Fairly good <sup>c</sup>		58 (40.9%)		48 (32.2%)
Fairly bad <sup>c</sup>		51 (35.9%)		56 (37.6%)
Very bad <sup>c</sup>		28 (19.7%)		36 (24.2%)

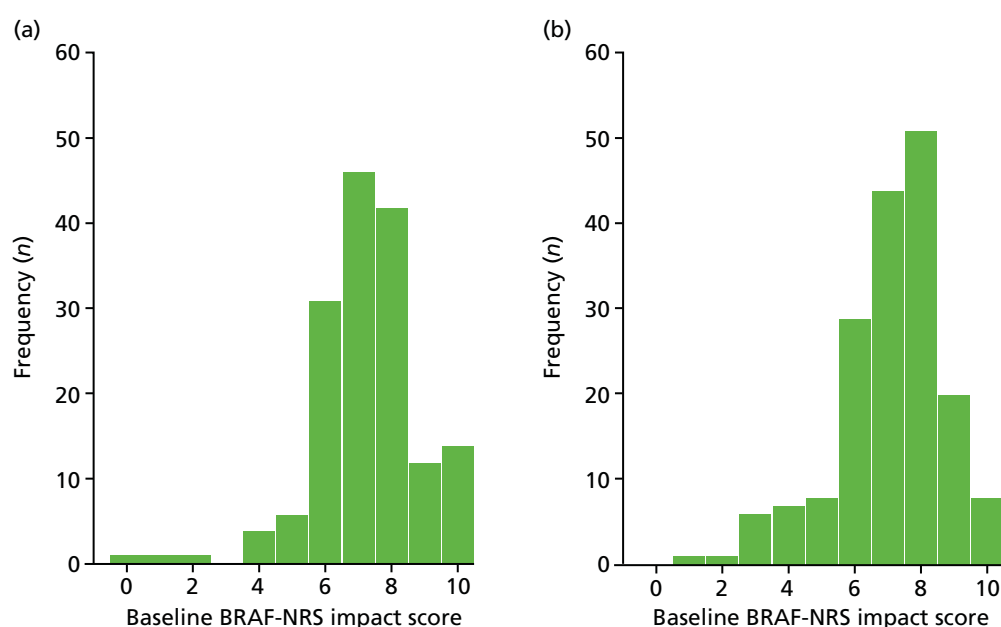
a Percentage of the total number of patients randomised (control, *n* = 158; RAFT, *n* = 175).

b Higher score = better outcome.

c Percentage of questionnaires returned.

#### Note

Reproduced from Hewlett *et al.*<sup>65</sup> This is an Open Access article distributed in accordance with the terms of the Creative Commons Attribution (CC BY 4.0) license, which permits others to distribute, remix, adapt and build upon this work, for commercial use, provided the original work is properly cited. See: <http://creativecommons.org/licenses/by/4.0/>. The table includes minor additions and formatting changes to the original text.

**FIGURE 2** Distribution of baseline BRAF-NRS impact scores, by trial arm. (a) Control; and (b) the RAFT programme.

## Primary analysis

There was no difference between the trial arms for fatigue impact at baseline and both arms had improved fatigue impact at week 26 (*Table 6*). Patients in the control arm improved by a mean of  $-0.88$  (SD 2.4, Wilcoxon signed-rank test statistic  $-3.560$ ;  $p < 0.001$ ), and those in the RAFT programme improved by a mean of  $-1.36$  (SD 2.7, Wilcoxon signed-rank test statistic  $-5.666$ ;  $p < 0.001$ ).

The primary outcome was the BRAF-NRS impact score at 26 weeks (ranging from 0 to 10, with the lower score representing the better outcome). Linear regression was used to investigate the impact of the intervention on the primary outcome, adjusted only for baseline score and centre as other factors were similar between trial arms (see *Table 5*). Individuals in the RAFT programme had a BRAF-NRS impact score at 26 weeks that was, on average,  $-0.59$  units lower (better) than that of those in the usual-care arm, with a 95% CI ranging from a 1.11 to a 0.06 reduction in fatigue impact ( $p = 0.03$ ). The adjusted mean difference between arms equated to a standardised effect size of 0.36.

## Secondary analysis

### Primary outcome measure

Analysis adjusting for variables imbalanced at baseline was not required as no variables were imbalanced.

### Baseline eligibility and 26-week outcome

The primary analysis was repeated excluding those individuals who had fallen below the eligibility criterion of BRAF-NRS severity of  $\geq 6.0$  points between screening and baseline ( $n/N = 3/152$  control patients and  $n/N = 23/156$  RAFT programme patients). For baseline-eligible patients, the fatigue impact score at 26 weeks was lower in the RAFT programme than in the control arm, with an adjusted mean difference between arms in fatigue impact of  $-0.82$ , a slightly larger effect than observed in the primary complete-case (screening-eligible) analysis (*Table 7*).

### Primary outcome at 26–104 weeks

The BRAF-NRS impact score differed between trial arms over weeks 0–104 (*Figure 3*). Based on repeated measures analysis and using data from the 26-, 52-, 78- and 104-week follow-up time points, the group

**TABLE 6** Primary outcome of fatigue impact scores at 26 weeks

Primary outcome	Trial arm						Adjusted <sup>b</sup> mean difference (95% CI)	p-value
	Control			RAFT				
	n (%) <sup>a</sup>	Week, mean (SD)		n (%) <sup>a</sup>	Week, mean (SD)			
		0	26		0	26		
BRAF-NRS impact score	152 (96.2)	7.23 (1.6)	6.36 (2.42)	156 (89.1)	7.10 (1.7)	5.74 (2.41)	−0.59 (−1.11 to −0.06)	0.03

a Percentage of the total number of patients randomised (control,  $n = 158$ ; RAFT,  $n = 175$ ).

b Linear regression adjusted for baseline BRAF-NRS impact score and centre.

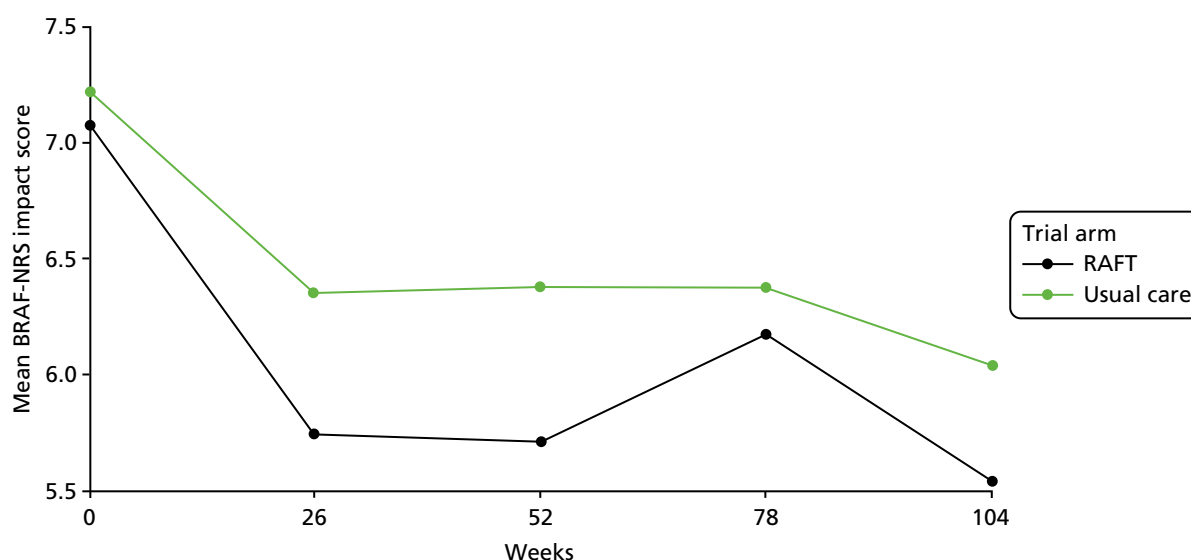
#### Note

Reproduced from Hewlett *et al.*<sup>65</sup> This is an Open Access article distributed in accordance with the terms of the Creative Commons Attribution (CC BY 4.0) license, which permits others to distribute, remix, adapt and build upon this work, for commercial use, provided the original work is properly cited. See: <http://creativecommons.org/licenses/by/4.0/>. The table includes minor additions and formatting changes to the original text.

**TABLE 7** Primary outcome at 26 weeks on patients eligible for RCT at baseline

Eligibility	<i>n</i>	BRAF-NRS impact score, adjusted mean difference <sup>a</sup> (95% CI)	<i>p</i> -value
Screening-eligible patients	308	−0.59 (−1.11 to −0.06)	0.03
Baseline-eligible patients	262	−0.82 (−1.40 to −0.24)	0.01

<sup>a</sup> Linear regression adjusted for baseline score and centre.



**FIGURE 3** The BRAF-NRS impact scores over weeks 0–104, by trial arm. Reproduced from Hewlett *et al.*<sup>65</sup> This is an Open Access article distributed in accordance with the terms of the Creative Commons Attribution (CC BY 4.0) license, which permits others to distribute, remix, adapt and build upon this work, for commercial use, provided the original work is properly cited. See: <http://creativecommons.org/licenses/by/4.0/>. The figure includes minor additions and formatting changes to the original text.

receiving the RAFT programme intervention had a BRAF-NRS impact score that was, on average, 0.49 units lower (i.e. better) than in the control arm over the 2 years, on a scale of 0–10 (adjusted mean difference −0.49) (Table 8).

When a treatment arm-by-time interaction term was added to the model there was no evidence that the difference between the RAFT programme and the control arm varied over time (interaction between treatment and time,  $p = 0.52$ ). The estimated treatment effects at each of the follow-up time points were similar and in favour of the RAFT programme, with the exception of that at the 78-week follow-up time point, which was non-significant (see Appendix 7).

### Baseline eligibility and 2-year follow-up

The repeated measures analysis was repeated excluding those individuals who had fallen below the eligibility criterion of a BRAF-NRS severity score  $\geq 6.0$  between screening and baseline ( $n/N = 23/152$  control patients and  $n/N = 23/156$  RAFT programme patients). For baseline-eligible patients, the RAFT programme patients had a BRAF-NRS impact score that was, on average, 0.58 lower (i.e. better) than those in the control arm over the 2 years (adjusted mean difference −0.58) (Table 9). This represents a slightly larger treatment effect than observed when analysing all screening-eligible participants.

**TABLE 8** Repeated measures analysis of BRAF-NRS impact score at 26, 52, 78 and 104 weeks

Trial arm	Time point								Repeated measures ( <i>N</i> = 308)	
	26 weeks ( <i>N</i> = 308)		52 weeks ( <i>N</i> = 305)		78 weeks ( <i>N</i> = 300)		104 weeks ( <i>N</i> = 296)			
	<i>n</i>	BRAF-NRS impact score, mean (SD)	<i>n</i>	BRAF-NRS impact score, mean (SD)	<i>n</i>	BRAF-NRS impact score, mean (SD)	<i>n</i>	BRAF-NRS impact score, mean (SD)	Adjusted mean difference <sup>a</sup> (95% CI)	<i>p</i> -value
Control	152	6.36 (2.42)	151	6.38 (2.19)	146	6.38 (2.23)	145	6.05 (2.14)	−0.49 (−0.83 to −0.14)	0.01
RAFT	156	5.74 (2.41)	154	5.72 (2.23)	154	6.17 (2.24)	151	5.54 (2.28)		

<sup>a</sup> Adjusted for baseline score and centre.

**Note**

Reproduced from Hewlett *et al.*<sup>65</sup> This is an Open Access article distributed in accordance with the terms of the Creative Commons Attribution (CC BY 4.0) license, which permits others to distribute, remix, adapt and build upon this work, for commercial use, provided the original work is properly cited. See: <http://creativecommons.org/licenses/by/4.0/>. The table includes minor additions and formatting changes to the original text.

**TABLE 9** Primary outcome over 2 years on patients eligible for the RCT at baseline

Eligibility	<i>n</i>	BRAF-NRS impact score, adjusted mean difference <sup>a</sup> (95% CI)	<i>p</i> -value
Screening-eligible participants	308	−0.49 (−0.83 to −0.14)	0.01
Baseline-eligible participants	262	−0.58 (−0.95 to −0.22)	0.002

<sup>a</sup> Repeated measures analysis adjusted for baseline score and centre.

## Secondary outcome measures

### Secondary outcomes at 26 weeks

Both trial arms appeared to demonstrate improvement in some secondary outcomes at 26 weeks, particularly overall fatigue impact score (BRAF-MDQ overall) and its fatigue subscales, self-efficacy (RASE scale score) and sleep (see *Appendix 8*). There appeared to be little change in disease activity measures (DAS28 and sPDAS2), pain, disability or mood.

After adjusting for baseline scores and centre, there was evidence of a difference between arms in overall fatigue impact score (BRAF-MDQ overall), and the subscales emotional fatigue and living with fatigue, as well as the process measure of self-efficacy for managing RA (i.e. RASE scale score), with the adjusted mean differences in favour of the RAFT programme intervention (*Table 10*). Standardised effect sizes calculated for these variables ranged from 0.23 to 0.28. There was no evidence of a difference between the trial arms for any other secondary outcome, including fatigue severity. Over the 26 weeks, 20 out of 141 control patients reported seeking extra appointments for fatigue help, compared with 8 out of 152 RAFT programme patients (14.2% vs. 5.2%;  $p < 0.01$ ).

### Secondary outcomes at 26–104 weeks

Based on repeated measures analysis using data from the 26-, 52-, 78- and 104-week follow-up time points (see *Appendix 9*), the patients in the RAFT programme had, on average, a better outcome than those patients in the control arm over the 2 years, with respect to fatigue coping (BRAF-NRS coping), overall fatigue impact (BRAF-MDQ overall), emotional fatigue and living with fatigue (BRAF-MDQ emotional, BRAF-MDQ living) (*Table 11*). There was no evidence of a difference between trial arms over the 2-year duration of follow-up with respect to fatigue severity (BRAF-NRS severity, BRAF-MDQ physical), cognitive fatigue (BRAF-MDQ cognitive) or any other variable.

### Patients making medication changes

During the trial, as reflects the clinical management of RA, many patients had changes to their RA medication, defined as starting, stopping or changing the dose of a DMARD, bDMARD or glucocorticoid medication, which might have influenced fatigue. However, the proportion of patients making at least one change was not different between the trial arms (see *Appendix 10*).

### The RAFT programme acceptability

Patient acceptability of the RAFT programme was indicated by high levels of attendance with little attrition (see *Tables 2 and 3*). At 26 weeks, patients reported high levels of satisfaction with the usual-care fatigue booklet and the RAFT programme (*Table 12*). However, there was evidence of a difference between the trial arms for satisfaction, with 89% of RAFT programme patients rating satisfaction  $\geq 8$  out of 10 (including 62% rating 10/10), compared with 54% of control patients rating satisfaction  $\geq 8$  out of 10 (including 26% rating 10/10,  $p < 0.0001$ ). Similarly, 96% of RAFT programme patients were very likely to recommend the programme to others compared with 68% of control patients who were very likely to recommend the booklet (i.e. scoring  $\geq 8/10$ ;  $p < 0.001$ ) (see *Table 12*).

**TABLE 10** Adjusted mean difference between trial arms in secondary outcomes at 26 weeks

Clinical outcome	Trial arm				Adjusted mean difference <sup>b</sup> (95% CI)	p-value	Effect size
	Control		RAFT				
	n (%) <sup>a</sup>	Mean (SD)	n (%) <sup>a</sup>	Mean (SD)			
Fatigue							
BRAF-NRS severity (0–10)	142 (89.9)	6.13 (2.30)	152 (86.9)	5.91 (2.22)	−0.24 (−0.75 to 0.27)	0.35	
BRAF-NRS coping (0–10) <sup>c</sup>	142 (89.9)	5.32 (2.42)	152 (86.9)	5.25 (2.33)	−0.15 (−0.69 to 0.39)	0.58	
BRAF-MDQ overall impact (0–70)	142 (89.9)	34.74 (16.41)	152 (86.9)	31.51 (16.02)	−3.42 (−6.44 to −0.39)	0.03	0.27
BRAF-MDQ physical (0–22)	142 (89.9)	14.40 (5.23)	152 (86.9)	13.72 (4.91)	−0.68 (−1.78 to 0.42)	0.23	
BRAF-MDQ emotional (0–12)	142 (89.9)	5.36 (3.79)	152 (86.9)	4.37 (3.51)	−0.91 (−1.58 to −0.23)	0.01	0.28
BRAF-MDQ cognitive (0–15)	142 (89.9)	6.55 (4.16)	152 (86.9)	5.89 (4.35)	−0.66 (−1.45 to 0.13)	0.10	
BRAF-MDQ living (0–21)	142 (89.9)	8.43 (5.68)	152 (86.9)	7.53 (5.43)	−1.19 (−2.17 to −0.21)	0.02	0.23
Pain: NRS (0–10)	142 (89.9)	5.24 (2.41)	152 (86.9)	5.47 (2.32)	0.16 (−0.33 to 0.65)	0.51	
Disability: MHAQ (0–3)	142 (89.9)	0.70 (0.51)	151 (86.3)	0.71 (0.54)	0.02 (−0.06 to 0.10)	0.67	
Quality of life: AIMS VAS (0–100)	141 (89.2)	47.70 (23.04)	152 (86.9)	47.22 (23.46)	−0.33 (−5.13 to 4.65)	0.90	
Disease activity							
Assessed: DAS28 (0.96+)	145 (91.8)	4.10 (1.31)	147 (84.0)	4.13 (1.38)	0.02 (−0.21 to 0.24)	0.88	
Self-reported: sPDAS2 (2.4–7.9)	142 (89.9)	4.33 (1.04)	151 (86.3)	4.44 (1.13)	0.05 (−0.16 to 0.26)	0.63	

Clinical outcome	Trial arm				Adjusted mean difference <sup>b</sup> (95% CI)	p-value	Effect size
	Control		RAFT				
	n (%) <sup>a</sup>	Mean (SD)	n (%) <sup>a</sup>	Mean (SD)			
Anxiety: HADS (0–21)	142 (89.9)	7.56 (4.48)	151 (86.3)	6.65 (4.36)	–0.33 (–0.95 to 0.29)	0.30	
Depression: HADS (0–21)	142 (89.9)	6.42 (4.06)	151 (86.3)	6.22 (3.76)	–0.50 (–1.14 to 0.14)	0.13	
Valued life activities: VLA (0–3)	142 (89.9)	1.07 (0.62)	151 (86.3)	1.09 (0.67)	–0.05 (–0.15 to 0.05)	0.34	
Helplessness: AHI (5–30)	142 (89.9)	17.47 (5.46)	152 (86.9)	16.92 (5.06)	–0.61 (–1.65 to 0.43)	0.25	
Self-efficacy: RASE (28–140) <sup>c</sup>	142 (89.9)	104.67 (13.31)	151 (86.3)	106.26 (14.78)	3.05 (0.43 to 5.66)	0.02	0.27
Sleep quality							
Very good <sup>d</sup>		9 (6.3%)		17 (11.4%)	0.75 (0.47 to 1.17) <sup>e</sup>	0.21	
Fairly good <sup>d</sup>		65 (45.8%)		64 (43.0%)			
Fairly bad <sup>d</sup>		51 (35.9%)		51 (34.2%)			
Very bad <sup>d</sup>		17 (12.0%)		17 (11.4%)			

a Percentage of the total number of patients randomised (control, *n* = 158; RAFT, *n* = 175).

b Linear regression adjusted for baseline measure of outcome and centre.

c Higher score = better outcome.

d Number of patients (percentage of questionnaires returned).

e Proportional odds ratio from ordinal regression.

#### Note

Reproduced from Hewlett *et al.*<sup>65</sup> This is an Open Access article distributed in accordance with the terms of the Creative Commons Attribution (CC BY 4.0) license, which permits others to distribute, remix, adapt and build upon this work, for commercial use, provided the original work is properly cited. See: <http://creativecommons.org/licenses/by/4.0/>. The table includes minor additions and formatting changes to the original text.

**TABLE 11** Mixed models examining the effect of the RAFT programme on secondary outcomes over 2 years

Secondary outcome	Adjusted mean difference <sup>a</sup>	95% CI	p-value
Fatigue			
BRAF-NRS severity (0–10)	–0.17	–0.54 to 0.20	0.38
BRAF-NRS coping (0–10) <sup>b</sup>	0.42	0.08 to 0.77	0.02
BRAF-MDQ overall impact (0–70)	–2.98	–5.39 to –0.57	0.02
BRAF-MDQ physical (0–22)	–0.64	–1.45 to 0.17	0.12
BRAF-MDQ emotional (0–12)	–0.90	–1.44 to –0.37	0.001
BRAF-MDQ cognitive (0–15)	–0.53	–1.14 to 0.08	0.09
BRAF-MDQ living (0–21)	–0.93	–1.75 to –0.10	0.03
Pain: NRS (0–10)	0.01	–0.38 to 0.40	0.94
Disability: MHAQ (0–3)	0.01	–0.07 to 0.08	0.86
Quality of life: AIMS VAS (0–100)	–0.02	–3.91 to 3.86	0.99
Disease activity: sPDAS2 (2.4–7.9)	0.03	–0.15 to 0.20	0.77
Anxiety: HADS (0–21)	–0.40	–0.96 to 0.15	0.16
Depression: HADS (0–21)	–0.49	–1.06 to 0.08	0.09
Valued life activities: VLA (0–3)	–0.06	–0.14 to 0.03	0.22
Helplessness: AHI (5–30)	–0.27	–1.12 to 0.58	0.54
Self-efficacy: RASE scale (28–140) <sup>b</sup>	1.31	–0.80 to 3.42	0.23
Sleep quality	0.74 <sup>c</sup>	0.44 to 1.27	0.28

a Adjusted for baseline measure of outcome and centre.

b Higher score = better outcome (for all other scales lower score = better outcome).

c Proportional odds ratio.

#### Note

Reproduced from Hewlett *et al.*<sup>65</sup> This is an Open Access article distributed in accordance with the terms of the Creative Commons Attribution (CC BY 4.0) license, which permits others to distribute, remix, adapt and build upon this work, for commercial use, provided the original work is properly cited. See: <http://creativecommons.org/licenses/by/4.0/>. The table includes minor additions and formatting changes to the original text.

## Potential clustering effects

A likelihood ratio test was used to compare the primary analysis model (standard linear regression) to a linear mixed model that included centre (1–7) and the RAFT programme cohort (i.e. group) within centres (1–4) as cluster variables. No evidence of clustering was demonstrated: the log-likelihood of linear mixed model was –696.444 and the log-likelihood of model not adjusting for clustering was –696.489 ( $p = 0.96$ ). The ICC for the correlation of the outcome in cohorts within centre was also very low (0.009).

## Missing data

Analysis on 20 sets of imputed data was almost identical to the results of the primary ‘complete-case’ analysis, with an adjusted mean difference between the trial arms in fatigue impact at 26 weeks of 0.58 in favour of the RAFT programme (Table 13). Consequently, no further analyses were conducted on imputed data sets.



**TABLE 12** Satisfaction with and recommendation of usual-care booklet or the RAFT programme

Rating	Acceptability, <i>n</i> (%) <sup>a</sup>			
	Satisfaction <sup>b</sup>		Recommendation <sup>c</sup>	
	Control ( <i>N</i> = 139)	RAFT ( <i>N</i> = 150)	Control ( <i>N</i> = 139)	RAFT ( <i>N</i> = 150)
0	2 (1.4)	0 (0)	2 (1.4)	0 (0)
1	2 (1.4)	0 (0)	2 (1.4)	0 (0)
2	1 (0.7)	0 (0)	2 (1.4)	0 (0)
3	10 (7.2)	0 (0)	6 (4.3)	0 (0)
4	5 (3.6)	0 (0)	3 (2.2)	0 (0)
5	12 (8.6)	3 (2.0)	7 (5.0)	1 (0.7)
6	12 (8.6)	6 (4.0)	8 (5.8)	1 (0.7)
7	20 (14.4)	8 (5.3)	14 (10.1)	4 (2.7)
8	19 (13.7)	17 (11.3)	14 (10.1)	8 (5.3)
9	19 (13.7)	23 (15.3)	15 (10.8)	14 (9.3)
10	37 (26.6)	93 (62.0)	66 (47.5)	122 (81.3)

<sup>a</sup> Percentage of returned questionnaires.  
<sup>b</sup> Very dissatisfied to very satisfied (0–10).  
<sup>c</sup> Not at all likely to recommend to yes, definitely recommend (0–10).

**TABLE 13** Regression model of change in BRAF-NRS impact with imputed data

Trial arm	Complete cases <sup>a</sup> ( <i>N</i> = 308)		Imputed data <sup>a</sup> ( <i>N</i> = 333)	
	Adjusted mean difference (95% CI)	<i>p</i> -value	Adjusted mean difference (95% CI)	<i>p</i> -value
RAFT	−0.59 (−1.11 to −0.06)	0.03	−0.58 (−1.11 to −0.05)	0.03

<sup>a</sup> Linear regression adjusted for baseline score and centre.

## Treatment efficacy

The CACE analysis suggested that there was a larger effect of the RAFT programme intervention in those who ‘complied’ with the intervention than in the ITT estimate of the ‘offer’ of the intervention (CACE treatment effect estimate −0.69 vs. primary ITT analysis treatment effect estimate −0.59; see *Appendix 11*). However, the CACE analysis method could be considered inappropriate as 14 participants randomised to, but not attending, the RAFT programme had no follow-up data; therefore, although an attempt was made to address this issue in the analysis, the results should be interpreted with caution.

## Subgroup and exploratory analysis

No patient was deemed to have violated the protocol; therefore, an additional per-protocol analysis was unnecessary.

### Number of sessions attended

As with the CACE analysis (see *Appendix 11*), a structural mean model 2SLS instrumental variable approach<sup>62</sup> was used to investigate the effect of the total number of RAFT programme sessions attended on the BRAF-NRS impact score. The results suggest that the more RAFT sessions attended, the greater the

reduction in fatigue impact at 26 weeks, with each additional RAFT session attended giving a decrease of approximately 0.1 BRAF-NRS impact units (95% CI –0.21 to –0.01 BRAF-NRS impact units;  $p = 0.03$ ). However, the model assumes a linear relationship between session attendance and BRAF-NRS impact score and that the impact of an increase in attendance at any one of the seven sessions is the same across all sessions (i.e. each of sessions 1–7 has a similar effect on patient outcome, even though each session covers a different topic that may or may not hold personal relevance for individual patients). This analysis is exploratory and assumptions of linearity may not hold.

### Consolidation session (week 14)

Additional data were collected at the end of the intensive six sessions of the RAFT programme (week 6) and 4 weeks before and after the week 14 consolidation session (i.e. weeks 10 and 18), to provide preliminary data on the possible impact of the consolidation session. Week 6 data are shown in *Appendices 12 and 13* and fatigue data collected at weeks 10 and 18 are provided in *Appendices 14–17*. After adjusting for baseline score and centre, there was evidence of a difference between trial arms at week 6 in favour of the RAFT programme for the primary outcome (BRAF-NRS impact, –0.65), as well as coping with fatigue (BRAF-NRS coping), overall fatigue impact (BRAF-MDQ overall) and living with fatigue, cognitive fatigue and emotional fatigue, plus sleep quality and the process measure self-efficacy (RASE scale) (*Table 14*). Effect sizes for these variables ranged from 0.21 (cognitive fatigue) to 0.6 (coping with fatigue).

**TABLE 14** Adjusted mean difference between arms for secondary outcomes at 6 weeks

Clinical outcome	Trial arm, n (%) <sup>a</sup>		Adjusted mean difference <sup>b</sup> (95% CI)	p-value	Effect size
	Control	RAFT			
Fatigue					
BRAF-NRS impact (0–10)	156 (98.7)	156 (89.1)	−0.65 (−1.07 to −0.23)	< 0.01	0.40
BRAF-NRS severity (0–10)	139 (88.0)	144 (82.3)	−0.37 (−0.78 to 0.04)	0.07	
BRAF-NRS coping (0–10) <sup>c</sup>	139 (88.0)	144 (82.3)	1.23 (0.75 to 1.71)	< 0.01	0.60
BRAF-MDQ overall Impact (0–70)	139 (88.0)	143 (81.7)	−4.78 (−7.14 to −2.42)	< 0.01	0.37
BRAF-MDQ physical (0–22)	139 (88.0)	144 (82.3)	−1.56 (−2.39 to −0.73)	< 0.01	0.48
BRAF-MDQ emotional (0–12)	139 (88.0)	143 (81.7)	−1.06 (−1.66 to −0.45)	0.01	0.33
BRAF-MDQ cognitive (0–15)	139 (88.0)	143 (81.7)	−0.82 (−1.50 to −0.15)	0.01	0.21
BRAF-MDQ living (0–21)	139 (88.0)	143 (81.7)	−1.33 (−2.26 to −0.41)	0.01	0.26
Pain: NRS (0–10)	139 (88.0)	144 (82.3)	−0.02 (−0.45 to 0.40)	0.92	
Disability: MHAQ (0–3)	139 (88.0)	142 (81.1)	0.03 (−0.05 to 0.10)	0.50	
Quality of life: AIMS VAS (0–100)	138 (87.3)	144 (82.3)	−3.01 (−7.53 to 1.51)	0.19	
Disease activity: sPDAS2 (2.4–7.9)	139 (88.0)	141 (80.6)	0.07 (−0.13 to 0.27)	0.49	
Anxiety: HADS (0–21)	139 (88.0)	143 (81.7)	−0.24 (−0.88 to 0.40)	0.46	
Depression: HADS (0–21)	139 (88.0)	143 (81.7)	−0.31 (−0.86 to 0.25)	0.28	
Valued life activities: VLA (0–3)	139 (88.0)	142 (81.1)	−0.002 (−0.08 to 0.08)	0.97	
Helplessness: AHI (5–30)	139 (88.0)	143 (81.7)	−0.65 (−1.51 to 0.20)	0.13	
Self-efficacy: RASE scale (28 to 140) <sup>c</sup>	138 (87.3)	143 (81.7)	3.94 (1.67 to 6.20)	< 0.01	0.35
Sleep quality <sup>d</sup>	136 (86.1)	139 (79.5)	0.49 (0.30 to 0.80)	< 0.01	

a Percentage of the total number of patients randomised (control,  $n = 158$ ; RAFT,  $n = 175$ ).

b Linear regression adjusted for baseline outcome scores and for centre.

c Higher score = better outcome.

d Proportional odds ratio.

At 10 weeks, the adjusted mean difference between the arms for the primary outcome was maintained in favour of the RAFT programme, but was lower than that at 6 weeks (BRAFNRS impact score  $-0.51$  vs.  $-0.65$ ). In addition, there was no longer evidence of a difference between arms for coping with fatigue. At 18 weeks, 4 weeks after the consolidation session 7, the adjusted mean difference in BRAFNRS impact score was again similar to that at week 6, at  $-0.64$ , and coping with fatigue was once again significantly different between arms (Table 15). However, these were exploratory analyses and any differences between effect sizes at these time points may reflect random variation in treatment effect as the trial progressed.

### Predictors of fatigue impact change

Certain clinical and demographic characteristics were examined as potential predictors of fatigue impact. The starting model comprised the primary analysis model additionally adjusted for baseline pain (NRS), disease activity (DAS28), BRAFNRS coping score, age, comorbidity, work status, disease duration and sex. After the process of stepwise deletion, the only additional variables retained (i.e. variables other than those in the primary analysis model) were sex and disease activity (DAS28) score. The final linear regression model (primary analysis model plus additional adjustment for sex and baseline DAS28) suggested that a worse outcome was predicted by being female and having a higher baseline DAS28 score: being female was associated with a 0.75 unit of scale increase in BRAFNRS impact score at 26 weeks (95% CI 0.08 to 1.41;  $p = 0.03$ ), whereas a 1 unit of scale increase in baseline disease activity (DAS28) was associated with a 0.25 unit of scale increase in BRAFNRS impact score at 26 weeks (95% CI 0.02 to 0.49;  $p = 0.04$ ).

### Self-efficacy

The RASE scale addresses beliefs about RA self-management behaviours<sup>56</sup> and most of the 28 items are touched on during the RAFT programme, except the final three medication items (see Appendix 18). At 26 weeks, six RASE scale items demonstrated evidence of a difference between trial arms for change over weeks 0–26 in favour of the RAFT programme (Table 16). Avoiding doing things that cause pain, relaxation, pacing, acceptance of fatigue, asking for help and using relaxation tapes were all covered during RAFT programme sessions.

**TABLE 15** Adjusted mean difference between arms for fatigue outcomes at 10 and 18 weeks

Fatigue outcome	Time point					
	Week 10 <sup>a</sup>			Week 18 <sup>b</sup>		
	Adjusted mean difference <sup>a</sup> (95% CI)	<i>p</i> -value	Effect size	Adjusted mean difference <sup>c</sup> (95% CI)	<i>p</i> -value	Effect size
BRAF-NRS impact (0–10)	$-0.51$ ( $-0.97$ to $-0.05$ )	0.03	0.31	$-0.64$ ( $-1.11$ to $-0.17$ )	0.01	0.39
BRAF-NRS severity (0–10)	$-0.04$ ( $-0.52$ to $0.45$ )	0.88		$-0.32$ ( $-0.81$ to $0.18$ )	0.21	
BRAF-NRS coping (0–10) <sup>d</sup>	$0.46$ ( $-0.05$ to $0.98$ )	0.08		$0.75$ ( $0.20$ to $1.29$ )	0.01	0.36
BRAF-MDQ overall impact (0–70)	$-2.22$ ( $-5.00$ to $0.57$ )	0.12		$-2.93$ ( $-6.09$ to $0.22$ )	0.07	
BRAF-MDQ physical (0–22)	$-0.64$ ( $-1.65$ to $0.36$ )	0.21		$-0.89$ ( $-1.96$ to $0.18$ )	0.10	
BRAF-MDQ emotional (0–12)	$-0.76$ ( $-1.44$ to $-0.08$ )	0.03	0.24	$-0.87$ ( $-1.57$ to $-0.18$ )	0.01	0.27
BRAF-MDQ cognitive (0–15)	$-0.34$ ( $-1.06$ to $0.38$ )	0.36		$-0.74$ ( $-1.53$ to $0.06$ )	0.07	
BRAF-MDQ living (0–21)	$-0.55$ ( $-1.55$ to $0.45$ )	0.28		$-0.44$ ( $-1.56$ to $0.68$ )	0.44	

a Control,  $n = 103$ – $153$ ; RAFT,  $n = 137$ – $155$ .

b Control,  $n = 137$ – $151$ ; RAFT,  $n = 137$ – $154$ .

c Linear regression adjusted for baseline outcome scores and for centre.

d Higher score = better outcome.

#### Note

Reproduced from Hewlett *et al.*<sup>65</sup> This is an Open Access article distributed in accordance with the terms of the Creative Commons Attribution (CC BY 4.0) license, which permits others to distribute, remix, adapt and build upon this work, for commercial use, provided the original work is properly cited. See: <http://creativecommons.org/licenses/by/4.0/>. The table includes minor additions and formatting changes to the original text.

**TABLE 16** Rheumatoid Arthritis Self-Efficacy Scale item changes at 0–26 weeks (*N* = 293)

RASE scale item <sup>a</sup>	Trial arm, mean change		Difference in mean change	<i>p</i> -value
	Control ( <i>n</i> = 142)	RAFT ( <i>n</i> = 151)		
Use relaxation techniques to help with pain	−0.07	0.11	0.18	0.10
Think about something else to help with pain	0.04	0.16	0.12	0.34
Use my joints carefully to help with pain	0.20	0.18	−0.02	0.87
Think positively to help with pain	0.06	0.23	0.17	0.16
Avoid doing things that cause pain	0.25	−0.05	−0.30	0.03
Wind down, relax before bed, to improve sleep	0.10	0.17	0.07	0.56
Hot drink before bed to improve sleep	0.14	0.19	0.05	0.69
Use relaxation before bed to improve sleep	−0.11	0.17	0.28	0.02
Pace myself, take RA into account to deal with fatigue	−0.08	0.33	0.41	< 0.01
Accept fatigue as part of my arthritis	0.07	0.40	0.33	0.01
Use gadgets to help with mobility, tasks, personal care	−0.01	0.19	0.20	0.06
Ask for help to deal with difficulties of doing everyday things	−0.01	0.25	0.26	0.02
Do exercises to deal with difficulties of doing everyday tasks	0.01	0.09	0.08	0.50
Plan/prioritise to deal with difficulties doing everyday tasks	−0.01	0.17	0.19	0.07
Educate family/friends about my RA to help relationships	0.01	0.15	0.14	0.25
Explain to friends and family when I do or do not need help	−0.02	0.04	0.06	0.61
Discuss any problems with my partner or family	0.00	0.10	0.10	0.38
Make time for leisure activities, hobbies or socialising	−0.01	0.05	0.05	0.58
Save energy for leisure activities, hobbies or socialising	0.08	0.14	0.06	0.66
Focus on the positive when I am feeling down	0.01	0.15	0.14	0.21
Use relaxation to deal with worries	0.07	0.03	−0.04	0.75
Allocate time for relaxation	−0.05	0.04	0.09	0.39
Use relaxation tape or instructions to help me relax	−0.22	0.18	0.40	< 0.01
Use regular exercise	0.02	0.14	0.12	0.27
Be aware of my limits in exercise	−0.07	0.05	0.11	0.23
Manage medication, knowing how and when to take it	−0.01	0.07	0.07	0.42
Look out for and avoid side effects of medication	−0.08	0.01	0.09	0.42
Seek help with persistent side effects	−0.04	0.00	0.04	0.66

<sup>a</sup> High score means greater self-efficacy (1–5).

**Note**

Reproduced from Hewlett *et al.*<sup>65</sup> This is an Open Access article distributed in accordance with the terms of the Creative Commons Attribution (CC BY 4.0) license, which permits others to distribute, remix, adapt and build upon this work, for commercial use, provided the original work is properly cited. See: <http://creativecommons.org/licenses/by/4.0/>. The table includes minor additions and formatting changes to the original text.

### **Tutor delivery over time**

It was hypothesised that tutors might increase in skills and confidence to deliver the RAFT programme over time, which might be reflected in improved outcomes in the later RAFT programmes (i.e. from cohort 1 through to cohort 4). Although it appears that the difference between trial arms in mean change in BRAF-NRS impact score was greatest in cohort 4, the study was not powered to formally test this (*Table 17*).

**TABLE 17** Change in BRAF-NRS impact score at 26 weeks for each RAFT programme cohort (1–4)

Trial arm									
Control					RAFT				
Cohort	<i>n</i>	Time point, mean (SD)			<i>n</i>	Time point, mean (SD)			Difference in mean change
		0 weeks	26 weeks	Mean change (95% CI)		0 weeks	26 weeks	Mean change (95% CI)	
1	39	7.56 (1.31)	6.72 (1.92)	−0.85 (−1.43 to −0.26)	37	6.95 (1.70)	5.73 (2.58)	−1.22 (−2.17 to −0.26)	−0.37
2	39	7.54 (1.54)	6.44 (2.82)	−1.10 (−1.90 to −0.30)	38	7.21 (1.58)	5.76 (2.62)	−1.45 (−2.34 to −0.56)	−0.35
3	39	6.69 (1.81)	6.15 (2.62)	−0.54 (−1.45 to 0.37)	42	7.26 (1.89)	6.31 (2.42)	−0.95 (−1.77 to −0.13)	−0.41
4	35	7.11 (1.75)	6.09 (2.27)	−1.03 (−1.76 to −0.29)	39	6.95 (1.50)	5.10 (1.90)	−1.85 (−2.51 to −1.18)	−0.82
<b>Note</b> Reproduced from Hewlett <i>et al.</i> <sup>65</sup> This is an Open Access article distributed in accordance with the terms of the Creative Commons Attribution (CC BY 4.0) license, which permits others to distribute, remix, adapt and build upon this work, for commercial use, provided the original work is properly cited. See: <a href="http://creativecommons.org/licenses/by/4.0/">http://creativecommons.org/licenses/by/4.0/</a> . The table includes minor additions and formatting changes to the original text.									

### ***Social contact***

Both the usual-care booklet and the RAFT programme highlight the value of obtaining support. At 52 and 104 weeks, 7–13% of patients across both trial arms reported making contact with other patient(s) for support with fatigue or arthritis (see *Appendix 19*). In addition, at 52 weeks, 20% of RAFT programme patients ( $n = 35$ ) had made contact with patient(s) in their RAFT programme group after their programme had finished and 12.6% ( $n = 22$ ) had maintained contact during the year. At 104 weeks, 9% of RAFT programme patients ( $n = 16$ , including 12 of the original 35 patients) had made contact and 5.6% of RAFT programme patients ( $n = 10$ ) maintained contact during this second year.

# Chapter 4 Economic evaluation: methods and results

## Introduction

The economic evaluation aimed to determine the cost-effectiveness of delivering the RAFT CB programme alongside usual care (intervention) to RA patients with fatigue, compared with patients receiving usual care alone (control). The primary economic cost-utility analysis was conducted from the societal perspective, including costs incurred by the NHS, Personal Social Services (PSS) and the individual, and costs arising from loss of productivity, comparing the costs and benefits of each trial arm over the first 26 weeks' follow-up, in line with the clinical effectiveness analysis. A secondary analysis restricted the perspective to NHS and PSS costs to conform to the NICE reference case.<sup>66</sup> Longer-term cost-effectiveness was assessed through a secondary analysis conducted after 2 years' follow-up.

## Methods

The cost-effectiveness analyses were conducted in accordance with the SAP [see URL: [www.journalslibrary.nihr.ac.uk/programmes/hta/1111201/#/documentation](http://www.journalslibrary.nihr.ac.uk/programmes/hta/1111201/#/documentation) (accessed 12 April 2019)] and agreed with the TSC and the DMEC. Minor deviations from the plan were required (see *Report Supplementary Material 3*).

## Measurement and valuation of economic outcomes

The primary economic outcome measure was quality-adjusted life-years (QALYs). Measurements were recorded at baseline and at 6, 26, 52, 78 and 104 weeks post randomisation, using the EuroQol-5 Dimensions (EQ-5D) health-related quality-of-life descriptive system [most recently the EuroQol-5 Dimensions, five-level version (EQ-5D-5L)]<sup>67</sup> in the main questionnaire package (see *Chapter 2, Follow-up time points, data collection and management*). As recommended by the recent position statement from NICE,<sup>68</sup> utility scores were derived from the EQ-5D-5L measurements using the van Hout crosswalk method<sup>69</sup> and, when relevant, were set to zero at death. The utility scores were used to calculate QALYs using linear interpolation and the area under the curve method, and were discounted at 3.5% in the second year of follow-up.

A secondary economic outcome measure was fatigue impact at 26 weeks (the primary effectiveness outcome of the trial). Fatigue impact was measured using the BRAF-NRS impact score collected by the central trial team by telephone at the same major time points as the utility measures.

## Identification of relevant resource use

Data were collected for resource use associated with RA or RA-related fatigue only. Routine monthly blood monitoring visits were excluded, whether performed in primary or secondary care, as these were considered to be unrelated to the intervention. For the NHS and PSS perspectives, data were collected on arthritis medication, primary and community medical care, physiotherapy, occupational therapy, podiatry or nursing care, secondary care, use of a rheumatology telephone helpline and use of social care by the patient. Staff time and other expenses incurred during the training and delivery of the RAFT programme were recorded.

For the primary analysis from the societal perspective, we additionally collected data on work productivity (presenteeism and absenteeism), and patient-incurred expenses for travel to a general practitioner (GP) and hospital appointments, including the RAFT programme itself.

### Measurement of resource use

Time logs and expense forms were used to track all resources used in the delivery of the 4-day RAFT training programme, including trainee and trainer time (preparation time and observation of the practice programme), travel costs and programme materials, to calculate the fixed cost of training (*Table 18*). For the delivery of the RAFT programme CB sessions, NHS resources were captured in staff time logs recording session preparation, delivery, debriefing, supervision time and materials.

NHS community care and emergency care, and patient personal resource use, during the 2-year follow-up period were captured using patient-reported questionnaires at baseline and at weeks 6, 26, 52, 78 and 104, with patients completing the questionnaires at their research nurse visits at baseline and week 26, and by post at all other time points. Medications were recorded by the research nurse at the baseline visit and patients were asked to indicate changes from the previous record at each follow-up questionnaire. Secondary care data on outpatient appointments, inpatient stays and day-case attendances were extracted from hospital computer records by research nurses.

The research nurse documented the patient's normal transport method for hospital and GP appointments and the cost (for public transport) or mileage (for private or hospital transport) at the baseline visit, to use as a multiplier for calculating costs. Work disability, presenteeism and absenteeism were captured using the Work Productivity and Activity Impairment (WPAI) scale, which measures hours worked or lost over the past 7 days.<sup>70</sup>

### Valuation of resource use

All costs are reported in pounds sterling at 2015/16 rates. Unit costs for community care, primary care and NHS staff time to train for and deliver the intervention were based on the *Unit Costs of Health and Social Care 2016*.<sup>71</sup> Actual expenses incurred for training materials, refreshments and staff travel were recorded. The costs of medications used during follow-up were based on data in the prescriptions cost analysis for England.<sup>72</sup> Secondary care (including routine RA care) costs were derived from the *NHS Reference Costs 2015 to 2016*.<sup>73</sup> Private care costs were estimated from the median of three quotes or by using data from national bodies. The WPAI scale responses were combined to derive an estimate of the overall work impairment due to RA or RA-related fatigue.<sup>70</sup> The impairment factor was applied to average weekly earnings stratified by age.<sup>74</sup> Productivity losses were estimated as changes in productivity from baseline. Unit costs used in the analysis are given in *Table 19*. Costs occurring during the second year of follow-up were discounted in line with NICE guidance (currently 3.5%).<sup>66</sup>

### Missing data

All analyses were conducted using ITT principles, comparing the two interventions as randomised and including all patients in the analysis. Multiple imputation by chained equations was conducted to impute NHS and PSS costs, travel costs, productivity losses and utility values. All missing data were imputed by the predictive mean-matching method using the five nearest neighbours and 33 imputations. The intervention arm fatigue impact up to week 26 and baseline pain and fatigue severity scores were included in the model, along with sex, age at baseline and centre.

### Analysis of costs and economic outcomes

The cost of each resource item was calculated by multiplying the number of resource units used by the unit cost. The total cost for each individual patient was estimated as the sum of the cost of resource use items consumed. Overall mean costs, stratified by NHS, PSS, patient and productivity costs, and standard errors (SE) for both interventions of the trial, were calculated. The incremental mean difference in total costs was estimated between the two interventions of the trial and derived 95% CIs derived using SEs from linear regressions.



**TABLE 18** The RAFT programme health economic outcome variables, measures and time points

Variable	Measure	Time point					
		0 weeks	6 weeks	26 weeks	52 weeks	78 weeks	104 weeks
Fatigue impact (primary outcome)	BRAF-NRS (telephone)	✓	✓	✓	✓	✓	✓
RA-related medications <sup>a</sup>	Nurse collected	✓					
Travel costs to all appointments <sup>b</sup>	Nurse collected	✓					
QALYs	EQ-5D-5L <sup>64</sup> self-reported	✓	✓	✓	✓	✓	✓
Work productivity (last 7 days)	WPAI scale <sup>68</sup> self-reported	✓	✓	✓	✓	✓	✓
Days of sick leave (last 6 months)	Self-report	✓	✓	✓	✓	✓	✓
Primary care RA appointments	Self-report	✓	✓	✓	✓	✓	✓
Secondary care RA helpline telephone call	Self-report	✓	✓	✓	✓	✓	✓
Social care (by whom/hours)	Self-report	✓	✓	✓	✓	✓	✓
Private community care	Self-report	✓	✓	✓	✓	✓	✓
Medication changes	Self-report		✓	✓	✓	✓	✓
RA-related outpatient appointments	Hospital computer	✓	✓	✓	✓	✓	✓
RA-related day cases	Hospital computer	✓	✓	✓	✓	✓	✓
RA-related inpatient stays	Hospital computer	✓	✓	✓	✓	✓	✓
RA-related emergency department visits	Self-report	✓	✓	✓	✓	✓	✓
RAFT programme training; observed practice programmes; and RAFT programme delivery × 28	Tutor/trainer time, travel costs and materials	Logged as they occurred					
a Subsequent questionnaires listed last medications reported and asked patients to report changes.							
b Usual cost to travel to a GP/hospital appointment used as multiplier for calculating total visit costs.							

TABLE 19 Unit costs

Service	Unit cost (£)	Source
Rheumatology nurse helpline (hospital)	22.00	<i>Unit Costs of Health and Social Care 2016</i> <sup>71</sup>
NHS podiatry (community)	16.00	<i>Unit Costs of Health and Social Care 2016</i> <sup>71</sup>
NHS physiotherapy (community)	16.00	<i>Unit Costs of Health and Social Care 2016</i> <sup>71</sup>
NHS OT (community)	16.00	<i>Unit Costs of Health and Social Care 2016</i> <sup>71</sup>
NHS orthotist (community)	16.00	<i>Unit Costs of Health and Social Care 2016</i> <sup>71</sup>
GP appointment	27.00	<i>Unit Costs of Health and Social Care 2016</i> <sup>71</sup>
GP telephone call	21.18	<i>Unit Costs of Health and Social Care 2016</i> <sup>71</sup>
Nurse appointment (community)	9.30	<i>Unit Costs of Health and Social Care 2016</i> <sup>71</sup>
Social home care provided by social services	24.00	<i>Unit Costs of Health and Social Care 2016</i> <sup>71</sup>
Home care provided by private provider	13.00	<i>Paying for Home Care Costs in 2019 – Your Ultimate Guide</i> <sup>75</sup>
Home care provided by family	7.20	UK government <sup>76</sup>
Private podiatry	38.00	Three estimates <sup>a</sup>
Private physiotherapy	50.00	Three estimates <sup>b</sup>
Private reflexology	45.00	Three estimates <sup>c</sup>
Private acupuncture	32.50	Three estimates <sup>d</sup>
Private osteopathy	42.00	Three estimates <sup>e</sup>
Private OT	55.00	Three estimates <sup>f</sup>
Private counselling	40.00	Three estimates <sup>g</sup>
Private massage therapy	45.00	Three estimates <sup>h</sup>
Personal trainer	40.00	Three estimates <sup>i</sup>
Private chiropractor	55.00	<i>Chiropractic</i> <sup>77</sup>
Rheumatology outpatient CL	137.00	<i>NHS Reference Costs 2015 to 2016</i> <sup>73</sup>
Rheumatology outpatient NCL	87.00	<i>NHS Reference Costs 2015 to 2016</i> <sup>73</sup>
Trauma and orthopaedics outpatient CL	110.00	<i>NHS Reference Costs 2015 to 2016</i> <sup>73</sup>
Trauma and orthopaedics outpatient NCL	98.00	<i>NHS Reference Costs 2015 to 2016</i> <sup>73</sup>
Pain management outpatient CL	131.00	<i>NHS Reference Costs 2015 to 2016</i> <sup>73</sup>
Pain management outpatient NCL	109.00	<i>NHS Reference Costs 2015 to 2016</i> <sup>73</sup>
Orthotics outpatient CL	62.00	<i>NHS Reference Costs 2015 to 2016</i> <sup>73</sup>
Orthotics outpatient NCL	121.00	<i>NHS Reference Costs 2015 to 2016</i> <sup>73</sup>
Diagnostic imaging outpatient CL	51.00	<i>NHS Reference Costs 2015 to 2016</i> <sup>73</sup>
Diagnostic imaging outpatient NCL	35.00	<i>NHS Reference Costs 2015 to 2016</i> <sup>73</sup>
Podiatry outpatient NCL	37.00	<i>NHS Reference Costs 2015 to 2016</i> <sup>73</sup>
Physiotherapy outpatient NCL	45.00	<i>NHS Reference Costs 2015 to 2016</i> <sup>73</sup>
OT outpatient NCL	60.00	<i>NHS Reference Costs 2015 to 2016</i> <sup>73</sup>
Dietetics outpatient NCL	68.00	<i>NHS Reference Costs 2015 to 2016</i> <sup>73</sup>
Ophthalmology outpatient CL	87.00	<i>NHS Reference Costs 2015 to 2016</i> <sup>73</sup>
Inpatient stay in rheumatology	1567.00	<i>NHS Reference Costs 2015 to 2016</i> <sup>73</sup>
Day case	389.00	<i>NHS Reference Costs 2015 to 2016</i> <sup>73</sup>
DEXA scan	71.00	<i>NHS Reference Costs 2015 to 2016</i> <sup>73</sup>
Ultrasound scan	57.00	<i>NHS Reference Costs 2015 to 2016</i> <sup>73</sup>
MRI scan	153.00	<i>NHS Reference Costs 2015 to 2016</i> <sup>73</sup>

TABLE 19 Unit costs (continued)

Service	Unit cost (£)	Source
Productivity losses per hour (age 22–29 years)	10.52	<i>Annual Survey of Hours and Earnings: 2016 Provisional Results</i> <sup>74</sup>
Productivity losses per hour (age 30–39 years)	13.57	<i>Annual Survey of Hours and Earnings: 2016 Provisional Results</i> <sup>74</sup>
Productivity losses per hour (age 40–49 years)	13.92	<i>Annual Survey of Hours and Earnings: 2016 Provisional Results</i> <sup>74</sup>
Productivity losses per hour (age 50–59 years)	13.18	<i>Annual Survey of Hours and Earnings: 2016 Provisional Results</i> <sup>74</sup>
Productivity losses per hour (age ≥ 60 years)	11.26	<i>Annual Survey of Hours and Earnings: 2016 Provisional Results</i> <sup>74</sup>

CL, consultant led; DEXA, dual-energy X-ray absorptiometry; MRI, magnetic resonance imaging; NCL, non-consultant led.

a [www.bupa.co.uk/health/bupa-on-demand/muscles-bones-joints](http://www.bupa.co.uk/health/bupa-on-demand/muscles-bones-joints); Hilton Foot Care, personal communication, 2 June 2016; [www.feetinfoocus.com/payment-insurance/prices-of-treatments](http://www.feetinfoocus.com/payment-insurance/prices-of-treatments).

b [www.nuffieldhealth.com/physiotherapy/faqs](http://www.nuffieldhealth.com/physiotherapy/faqs); [www.birdwellclinic.co.uk/physiotherapy](http://www.birdwellclinic.co.uk/physiotherapy); [www.whatclinic.co.uk/physiotherapy/uk/surrey/runnymede/cobham-and-weybridge-physiotherapy](http://www.whatclinic.co.uk/physiotherapy/uk/surrey/runnymede/cobham-and-weybridge-physiotherapy).

c [www.pure-reflexology.org/cost-price-for-reflexology.html](http://www.pure-reflexology.org/cost-price-for-reflexology.html); [www.mkjreflexology.co.uk/fees-and-charges.html](http://www.mkjreflexology.co.uk/fees-and-charges.html); [www.feetinfleet.co.uk/phdi/p1.nsf/supppages/2698?opendocument&part=7](http://www.feetinfleet.co.uk/phdi/p1.nsf/supppages/2698?opendocument&part=7)

d [www.acupuncture.org.uk](http://www.acupuncture.org.uk).

e [www.osteopathy.org.uk/news-and-resources/research-surveys/statistics](http://www.osteopathy.org.uk/news-and-resources/research-surveys/statistics).

f [www.which.co.uk/after-life-care/home-care/organising-home-care/occupational-therapy-a7bty0s71xz8](http://www.which.co.uk/after-life-care/home-care/organising-home-care/occupational-therapy-a7bty0s71xz8).

g [www.nhs.uk/conditions/counselling](http://www.nhs.uk/conditions/counselling).

h [www.findatherapy.org/massage\\_therapy/louise\\_powell\\_28.html](http://www.findatherapy.org/massage_therapy/louise_powell_28.html); [www.findatherapy.org/massage\\_therapy/agatka\\_angel\\_warsza\\_7004.html](http://www.findatherapy.org/massage_therapy/agatka_angel_warsza_7004.html); [www.findatherapy.org/massage\\_therapy/antoinette\\_atuah\\_4315.html](http://www.findatherapy.org/massage_therapy/antoinette_atuah_4315.html)

i [www.benandrewsfitness.co.uk/prices](http://www.benandrewsfitness.co.uk/prices); <https://ollielawrencepersonaltrainer.co.uk/prices>; [www.motivatept.co.uk/prices](http://www.motivatept.co.uk/prices).

All URLs were accessed in February 2018.

The incremental mean difference in QALYs between the two interventions of the trial and 95% CIs were calculated, adjusting for any imbalances in baseline utility scores.<sup>78</sup> Pearson's correlation coefficients between the change in BRAF-NRS impact score and the change in utility, and the EQ-5D score between baseline and 2 years, were examined.

## Analysis of relative costs and outcomes

### Primary cost-effectiveness analysis

Cost and QALY data were combined to calculate the incremental cost-effectiveness ratio (ICER) and incremental net monetary benefit (INMB) statistics:

$$\text{INMB} = \lambda \Delta E - \Delta C. \quad (1)$$

The INMB statistic is given as the societal willingness to pay (WTP) for a QALY,  $\lambda$ , multiplied by the difference in patient outcomes,  $E$  (i.e. QALYs), from which the difference in total costs,  $C$ , is subtracted. In the primary analysis, INMB was estimated to see whether or not the RAFT programme intervention is cost-effective at the established NICE thresholds of £20,000 and £30,000 per QALY gained.

The probability that the RAFT programme intervention is cost-effective at various 'WTP-for-a-QALY' thresholds was explored using cost-effectiveness acceptability curves.<sup>79</sup> All cost-effectiveness statistics (i.e. ICERs, cost-effectiveness acceptability curves and INMB) and CIs were estimated parametrically from the output of seemingly unrelated regression analysis, using the Stata 'sureg' command to allow for the correlation between costs and outcomes. Differences in baseline utility (or BRAF-NRS impact score) between the arms were controlled for. Study centre was included as an independent variable in the regression analysis.

### Sensitivity analyses

One-way sensitivity analyses were used to judge the potential impact of sources of uncertainty. A sensitivity analysis was conducted in which rare high-cost events thought unlikely to be related to fatigue by two clinicians (unaware of randomised treatment allocation) were excluded. A sensitivity analysis dropping training costs was also conducted to estimate the impact of training becoming routine in a roll-out situation. Although it was possible to restrict the primary statistical (clinical) analysis to complete cases, the number of missing data was higher for the economic analysis and so data were imputed and a complete-case analysis was conducted as a sensitivity analysis. There was an inevitable delay between screening assessment and formal baseline assessment as the cohorts (i.e. 10–14 patients sufficient for randomisation) took time to accrue (see *Chapter 2, Recruitment procedures*). This meant that 24 out of the 158 randomised control patients and 28 out of the 175 randomised RAFT programme patients had a baseline BRAF-NRS fatigue severity score that fell below the eligibility criterion of  $\geq 6$  points. A further post hoc subgroup analysis therefore investigated only those patients who were eligible to participate in the trial at baseline, as was performed for the primary clinical outcome (see *Chapter 3*).

## Results

### Missing data

Complete sets of data were available for the intervention costs (which were recorded by staff) and secondary care costs (which were extracted from medical records). Participants did not always fully complete questionnaires, leading to missing data at some time points in the medication, emergency care, social care, community care, work productivity, travel and private care cost categories, and in the utility measurements. For the primary 26-week analysis, one or more data points were imputed for 59 participants (17.7%), comprising 24 patients in the control arm (15.2%) and 35 patients in the RAFT programme arm (20.0%) ( $p = 0.25$ ). At the 2-year follow-up, one or more data points were imputed for 107 participants (32.1%), comprising 51 patients in the control arm (32.3%) and 56 patients in the RAFT programme arm (32.0%) ( $p = 0.96$ ). Data were imputed for a mean of 9.9 out of 18 items in the RAFT programme arm and a mean of 8.0 out of 18 items in the control arm over weeks 0–26 ( $p = 0.03$ ); and a mean of 15.8 out of 48 items in the control arm and a mean of 20.8 out of 48 items in the RAFT programme arm over weeks 0–104 ( $p = 0.07$ ).

### Resource use and costs of health-care services at 0–26 weeks

Disaggregated data showing the mean number of contacts in the first 26 weeks for each participant (based on all available data) are given in *Table 20*. The participants were relatively low users of primary care and community services for their arthritis, but were regular attenders in secondary care for arthritis-related appointments. They were high users of RA-related medications, with participants in both trial arms taking an average of 5.9 different medications to manage their RA. At baseline, 76 (22.8%) participants were in work, with no difference between trial arms (see *Appendix 20*). At the 26-week follow-up, participants in the control arm had lost 0.25 weeks of work productivity, whereas participants in the RAFT programme arm gained 0.04 weeks from their baseline status (mean difference  $-0.29$  weeks, 95% CI  $-1.17$  to  $0.59$  weeks). Only the number of hours of social care related to RA that the participant paid for themselves differed significantly between the trial arms, with participants in the control arm using more than three times as much private care (mean difference  $-8.11$  hours, 95% CI  $-15.39$  to  $-0.82$  hours;  $p = 0.03$ ).

The mean costs for each type of care at 26 weeks are given in *Table 21*. Medication costs were by far the highest, driven by the use of very costly bDMARDs by some patients. Other substantial NHS cost categories were the secondary care outpatient and day-case costs. Social care costs were also high, whether provided by social services or by family or paid for privately, although private social care was the only category to differ significantly between trial arms. Travel costs were higher in the RAFT programme arm because of the additional travel required to attend the sessions. However, overall mean costs (including the RAFT programme training and delivery) were not different between the trial arms. Costs associated with the RAFT programme are given in *Table 22*.

**TABLE 20** Resource use: contacts from weeks 0 to 26

Type of resource	Trial arm						Difference in mean change (95% CI) <sup>b</sup>	p-value
	Control			RAFT				
	n <sup>a</sup>	Mean	SE	n <sup>a</sup>	Mean	SE		
GP visits	142	0.86	0.15	152	0.80	0.12	−0.06 (−0.44 to 0.31)	0.74
Nurse visits (community)	142	0.27	0.11	152	0.19	0.07	−0.08 (−0.33 to 0.18)	0.55
OT visits (community)	142	0.06	0.03	152	0.11	0.05	0.04 (−0.07 to 0.15)	0.47
Physiotherapist visits (community)	142	0.32	0.12	152	0.20	0.08	−0.11 (−0.39 to 0.17)	0.43
Podiatrist visits (community)	142	0.44	0.10	152	0.41	0.09	−0.03 (−0.29 to 0.23)	0.83
Hospital day cases	152	0.30	0.08	156	0.20	0.07	−0.10 (−0.31 to 0.12)	0.37
Hospital outpatient appointments (all professions)	152	2.02	0.15	156	2.35	0.19	0.33 (−0.15 to 0.81)	0.17
Hospital inpatient stays	152	0.01	0.01	156	0.00	0.00	−0.01 (−0.03 to 0.00)	0.15
Helpline calls	142	0.68	0.11	152	0.53	0.07	−0.15 (−0.40 to 0.10)	0.24
Emergency care visits	143	0.03	0.02	152	0.03	0.01	−0.01 (−0.05 to 0.03)	0.67
Medications (RA related)	143	5.91	0.20	152	5.88	0.21	−0.03 (−0.60 to 0.54)	0.92
Social care (NHS, hours)	134	6.54	3.80	142	5.29	3.94	−1.26 (−12.04 to 9.53)	0.82
Community care (private, hours)	142	0.53	0.22	152	0.42	0.18	−0.11 (−0.66 to 0.44)	0.70
Family help (hours)	134	94.99	12.97	142	138.19	21.87	43.20 (−7.59 to 93.98)	0.09
Social care (private, hours)	134	11.46	3.59	142	3.35	1.21	−8.11 (−15.39 to −0.82)	0.03
Work productivity losses (weeks)	134	0.25	0.33	142	−0.04	0.30	−0.29 (−1.17 to 0.59)	0.51

a Counts based on available data, not imputed data.

b CIs calculated using SEs from linear regressions.

## Quality-adjusted life-years

The mean EQ-5D-5L utility scores and QALYs after 26 weeks and across the 2 years of follow-up are given in *Table 23*. Participants in the control trial arm had slightly higher utility scores at baseline, and this persisted at each time point except at 6 weeks. There were no differences between QALYs gained in each arm at either 26 weeks or 2 years.

There was a weak to moderate negative correlation between the change in utility score and the change in BRAF-NRS impact score at 26 weeks (correlation coefficient −0.4,  $n = 293$ ;  $p < 0.001$ ) and at 2 years (correlation coefficient −0.38,  $n = 259$ ;  $p < 0.001$ ). Correlation coefficients between the change in the five individual dimensions of the EQ-5D and the change in BRAF-NRS impact score ranged between 0.21 for the self-care dimension and 0.41 for usual activities (see *Appendix 21*).

**TABLE 21** Mean service costs by arm (weeks 0–26)

Cost category	Trial arm						Difference in mean cost (£) change (95% CI) <sup>b</sup>	p-value
	Control			RAFT				
	n <sup>a</sup>	Mean (£)	SE (£)	n <sup>a</sup>	Mean (£)	SE (£)		
GP	142	23	4	152	22	3	−2 (−12 to 9)	0.76
Nurse (community)	142	2	1	152	2	1	−1 (−3 to 2)	0.55
OT (community)	142	1	1	152	2	1	1 (−1 to 2)	0.47
Physiotherapist (community)	142	5	2	152	3	1	−2 (−6 to 3)	0.43
Podiatrist (community)	142	7	2	152	7	1	−0 (−5 to 4)	0.83
Hospital day cases	152	115	33	156	77	26	−38 (−121 to 45)	0.37
Hospital outpatients	152	204	14	156	233	18	28 (−16 to 73)	0.21
Hospital inpatients	152	51	42	156	0	0	−51 (−132 to 30)	0.22
Helpline calls	142	15	2	152	12	2	−3 (−9 to 2)	0.24
Emergency care visits	143	5	2	152	10	5	5 (−5 to 15)	0.35
Medications (RA related)	143	1764	261	152	1714	232	−50 (−736 to 636)	0.89
RAFT programme training	158	0	0	175	186	5	186 (176 to 196)	
RAFT programme delivery	158	0	0	175	322	9	322 (303 to 340)	
Social services	134	157	91	142	127	94	−30 (−289 to 229)	0.82
Private community care	142	22	10	152	18	8	−5 (−30 to 21)	0.73
Travel costs	142	15	1	152	55	4	40 (33 to 48)	0.00
Family help	134	684	93	142	995	157	311 (−55 to 677)	0.09
Private social care	134	149	47	142	44	16	−105 (−200 to −11)	0.03
Productivity losses	134	96	150	142	−20	135	−116 (−512 to 280)	0.56
Total NHS/PSS costs	134	2377	304	142	2797	267	421 (−374 to 1215)	0.30
Total costs from the patient perspective <sup>c</sup>	134	871	110	142	1111	158	240 (−143 to 624)	0.22

a Counts based on all available data.

b CIs calculated using SEs from linear regressions.

c Patient perspective includes private community and social care, travel costs and family help.

**TABLE 22** Intervention costs for participants who received the RAFT programme intervention

Cost variable	Mean cost per person (£) (N = 161) <sup>a</sup>	SE
Printed programme materials	2.00	0.12
Refreshments	2.77	0.13
CD handouts	1.97	0.04
Staffing <sup>b</sup>	342.95	5.65
Training <sup>c</sup>	201.77	2.68
Patient travel (for up to seven sessions)	36.94	2.56

CD, compact disc.

a Includes all patients who attended any RAFT programme sessions; excludes 14 patients who withdrew beforehand.

b Unit costs for research nurses (£15.03), trainers (£34.22) and tutors (£21.97) taken from mid-point of relevant NHS/university pay scales.

c Training costs include staff costs/travel time, clinical observations and costs of running the practice (training) cohorts.

**TABLE 23** EuroQol-5 Dimensions, five-level version utility scores and QALYs, by trial arm (all available data)

Outcome	Trial arm						Difference in mean change (95% CI) <sup>a</sup>	p-value
	Control			RAFT				
	n	Mean	SE	n	Mean	SE		
Baseline utility	158	0.554	0.018	175	0.540	0.018	−0.014 (−0.063 to 0.036)	0.59
6-week utility	139	0.535	0.020	143	0.546	0.019	0.011 (−0.044 to 0.066)	0.70
26-week utility	144	0.561	0.020	151	0.553	0.020	−0.008 (−0.063 to 0.048)	0.78
52-week utility	128	0.556	0.020	138	0.530	0.024	−0.026 (−0.088 to 0.035)	0.40
78-week utility	120	0.552	0.021	130	0.528	0.024	−0.024 (−0.086 to 0.038)	0.45
104-week utility	125	0.534	0.021	138	0.502	0.025	−0.033 (−0.097 to 0.032)	0.32
QALYs after 26 weeks of follow-up	135	0.275	0.009	140	0.275	0.009	−0.001 (−0.026 to 0.024)	0.96
QALYs after 2 years of follow-up	108	1.115	0.037	120	1.058	0.041	−0.057 (−0.168 to 0.053)	0.31

a CIs calculated using SEs from linear regressions.

## Primary cost-effectiveness analysis

The cost-effectiveness statistics for the primary analysis at 26 weeks, from a societal perspective, are based on an imputed data set of all participants as randomised (*Table 24*). The point estimate of the incremental cost per QALY gained is £55,202, and the net monetary benefit is −£277 (95% CI −£1212 to £657) at a societal WTP threshold of £20,000 per QALY. The probability that the RAFT programme is cost-effective at the same threshold is 0.28. *Figure 4* shows the variation in the probability that the RAFT programme is cost-effective at different WTP thresholds.

**TABLE 24** Cost-effectiveness statistics from a societal perspective at 26 weeks based on imputed data

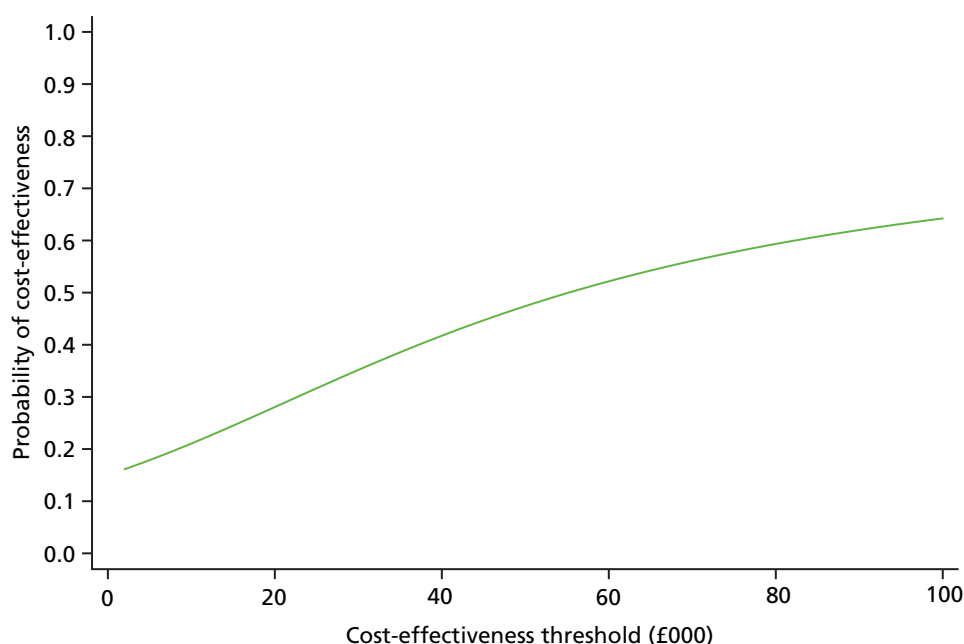
Costs and outcomes	Trial arm				Mean difference (95% CI)	p-value
	Control (n = 158)		RAFT (n = 175)			
	Mean	SE	Mean	SE		
Unadjusted costs from the societal perspective (£)	3279	317	3756	295		
Adjusted costs from the societal perspective (£) <sup>a</sup>	3301	301	3736	293	434 (−389 to 1258)	0.30
Unadjusted QALYs over 26 weeks of follow-up	0.269	0.009	0.272	0.008		
Adjusted QALYs over 26 weeks of follow-up <sup>b</sup>	0.267	0.006	0.274	0.006	0.008 (−0.008 to 0.023)	0.32
ICER <sup>b</sup>					55,202	
Net monetary benefit at £20,000 (£)					−277 (−1212 to 657)	
Net monetary benefit at £30,000 (£)					−198 (−1220 to 823)	
Probability that the RAFT programme is cost-effective at £20,000 per QALY					0.28	
Probability that the RAFT programme is cost-effective at £30,000 per QALY					0.35	

a

Adjusted for centre.

b

QALYs adjusted for baseline utility and centre.



**FIGURE 4** Cost-effectiveness acceptability curve: variation in probability of the RAFT programme cost-effectiveness at a range of societal WTP thresholds – primary analysis.

## Sensitivity analyses

Data from one individual who had a costly inpatient stay, which was deemed potentially unrelated to RA fatigue, were removed in a sensitivity analysis. This resulted in an ICER of £51,893 per QALY gained, with the probability of cost-effectiveness 0.29 at a £20,000 per QALY threshold. The sensitivity analysis without training costs gave an ICER of £31,578 per QALY and a cost-effectiveness probability of 0.42 at £20,000. The complete-case sensitivity analysis did not alter the conclusions as to the probability of cost-effectiveness (see *Appendix 22*).

The primary analysis was repeated excluding those individuals who had fallen below the eligibility criterion of BRAF-NRS severity  $\geq 6.0$  between screening and baseline (24/158 patients randomised to the control arm and 28/175 patients randomised to the RAFT programme). For baseline-eligible patients, using imputed data, the ICER was £17,214 per QALY and the probability of cost-effectiveness was 0.52 at the £20,000 NICE threshold (*Table 25*).

## Secondary cost-effectiveness analyses

The results of the three secondary cost-effectiveness analyses (from an NHS/PSS perspective, a longer-term analysis with 2 years of follow-up and an analysis based on the primary effectiveness outcome of BRAF-NRS impact) are given in *Tables 26–28*. The RAFT programme had a similar likelihood of cost-effectiveness from the NHS/PSS perspective as from the societal perspective (see *Table 26*). After 2 years of follow-up, the RAFT programme had higher costs and slightly poorer health-related quality-of-life outcomes (see *Table 27*). However, the CIs on costs and outcomes included zero and the uncertainty around the cost and outcome estimates results in a similar probability of cost-effectiveness. The cost-effectiveness analysis using the primary effectiveness outcome gave an ICER of £455 per unit improvement in the BRAF-NRS impact score (see *Table 28*). The variation in probability of the RAFT programme cost-effectiveness thresholds (see *Appendix 23*) suggests, for example, a probability of cost-effectiveness of 0.78 if society was willing to pay £1000 per unit of improvement in the BRAF-NRS impact score.



**TABLE 25** Cost-effectiveness statistics from a societal perspective at 26 weeks restricted to patients eligible at baseline

Costs and outcomes	Trial arm				Mean difference (95% CI)	p-value
	Control (n = 134)		RAFT (n = 147)			
	Mean	SE	Mean	SE		
Unadjusted costs from the societal perspective (£)	3380	364	3644	327		
Adjusted costs from the societal perspective (£) <sup>a</sup>	3417	341	3611	328	194 (–746 to 1134)	0.69
Unadjusted QALYs over 26 weeks of follow-up	0.261	0.01	0.265	0.009		
Adjusted QALYs over 26 weeks of follow-up <sup>b</sup>	0.257	0.007	0.268	0.006	0.011 (–0.007 to 0.029)	0.22
ICER					17,214	
Net monetary benefit at £20,000 (£)					31 (–1029 to 1092)	
Net monetary benefit at £30,000 (£)					144 (–1014 to 1302)	
Probability that the RAFT programme is cost-effective at £20,000 per QALY					0.52	
Probability that the RAFT programme is cost-effective at £30,000 per QALY					0.60	

a Adjusted for centre.

b QALYs adjusted for baseline utility and centre.

**TABLE 26** Cost-effectiveness secondary analysis: NHS/PSS perspective after 26 weeks of follow-up

Costs and outcomes	Trial arm				Mean difference (95% CI)	p-value
	Control (n = 158)		RAFT (n = 175)			
	Mean	SE	Mean	SE		
Unadjusted costs from the NHS/PSS perspective (£)	2310	271	2620	233		
Adjusted costs from the NHS/PSS perspective (£) <sup>a</sup>	2326	250	2605	238	279 (–393 to 950)	0.42
Unadjusted QALYs over 26 weeks of follow-up	0.269	0.009	0.272	0.008		
Adjusted QALYs over 26 weeks of follow-up <sup>b</sup>	0.266	0.006	0.274	0.006	0.008 (–0.008 to 0.024)	0.31
ICER					34,878	
Net monetary benefit at £20,000 (£)					–119 (–879 to 641)	
Net monetary benefit at £30,000 (£)					–39 (–884 to 806)	
Probability that the RAFT programme is cost-effective at £20,000 per QALY					0.38	
Probability that the RAFT programme is cost-effective at £30,000 per QALY					0.46	

a Adjusted for centre.

b QALYs adjusted for baseline utility and centre.

**TABLE 27** Cost-effectiveness secondary analysis: societal perspective after 2 years of follow-up

Costs and outcomes	Trial arm				Mean difference (95% CI)	p-value
	Control (n = 158)		RAFT (n = 175)			
	Mean	SE	Mean	SE		
Unadjusted costs from the societal perspective (£)	12,784	1259	13,972	1231		
Adjusted costs from the societal perspective (£) <sup>a</sup>	12,877	1220	13,888	1193	1012 (–2318 to 4341)	0.55
Unadjusted QALYs over 2 years of follow-up	1.064	0.032	1.038	0.034		
Adjusted QALYs over 2 years of follow-up <sup>b</sup>	1.056	0.024	1.046	0.023	–0.010 (–0.075 to 0.054)	0.75
ICER					Control has lower costs, higher QALYs	
Net monetary benefit at £20,000 (£)					–1217 (–4981 to 2546)	
Net monetary benefit at £30,000 (£)					–1320 (–5438 to 2798)	
Probability that the RAFT programme is cost-effective at £20,000 per QALY					0.26	
Probability that the RAFT programme is cost-effective at £30,000 per QALY					0.26	
a Adjusted for centre.						
b QALYs adjusted for baseline utility and centre.						

**TABLE 28** Cost-effectiveness secondary analysis: NHS/PSS perspective after 26 weeks of follow-up (BRAFNRS impact outcome)

Costs and outcomes	Trial arm				Difference (95% CI)	p-value
	Control (n = 158)		RAFT (n = 175)			
	Mean	SE	Mean	SE		
Unadjusted costs from the NHS/PSS perspective (£)	2310	271	2620	233		
Adjusted costs from the NHS/PSS perspective (£) <sup>a</sup>	2326	250	2605	238	279 (–393 to 950)	0.42
Unadjusted BRAF-NRS impact score over 26 weeks of follow-up	3.622	0.195	4.279	0.191		
Adjusted BRAF-NRS impact score over 26 weeks of follow-up <sup>b</sup>	3.645	0.187	4.258	0.184	0.613 (0.10 to 1.126)	0.02
ICER (£ per unit of BRAF-NRS impact score improvement)					455	
Net monetary benefit at £1000 per unit of improvement in BRAF-NRS impact score (£)					334 (–527 to 1195)	
Net monetary benefit at £5000 per unit of improvement in BRAF-NRS impact score (£)					2787 (112 to 5461)	
Probability that the RAFT programme is cost-effective at £1000 per unit of improvement in BRAF-NRS impact score improvement					0.78	
Probability that the RAFT programme is cost-effective at £5000 per unit of improvement in BRAF-NRS impact score improvement					0.98	
a Adjusted for centre.						
b BRAF-NRS impact outcome adjusted for baseline score and centre.						

## Chapter 5 Qualitative evaluation: methods and results

Reproduced from Dures *et al.*<sup>80</sup> This is an Open Access article distributed in accordance with the terms of the Creative Commons Attribution (CC BY 4.0) license, which permits others to distribute, remix, adapt and build upon this work, for commercial use, provided the original work is properly cited. See: <http://creativecommons.org/licenses/by/4.0/>. The text below includes minor additions and formatting changes to the original text.

### Background and aims

Qualitative studies nested within RCTs can facilitate exploration of the views and experiences of individuals who have participated in the research and offer an opportunity to capture unintended or unexpected outcomes.<sup>81</sup> Implementing successful RCT interventions into clinical practice can prove challenging, and a qualitative evaluation of the experiences of those clinicians delivering the intervention (i.e. RAFT programme tutors) can provide useful insights.<sup>82</sup> Experience of patients receiving the programme delivered by a clinical psychologist were explored in the original RCT;<sup>31,32</sup> therefore, aims of the qualitative evaluation in the current RCT were to:

- understand RAFT programme tutors' experiences of RAFT programme training and delivery
- collect tutors' ideas about the potential future roll-out of the RAFT programme intervention.

The RAFT programme qualitative study was led by co-applicant Emma Dures (ED), with support from the chief investigator Sarah Hewlett (SH), co-applicant and patient research partner Clive Rooke (CR) and co-applicant Alison Hammond (AH).

The key qualitative findings from the RAFT programme trial presented here have been previously published.<sup>80</sup>

### Methods

#### Protocol amendment to data collection

In the original protocol [see URL: [www.journalslibrary.nihr.ac.uk/programmes/hta/1111201/#/documentation](http://www.journalslibrary.nihr.ac.uk/programmes/hta/1111201/#/documentation) (accessed 12 April 2019)], the study design included two focus groups with RAFT programme tutors to evaluate the impact of learning CB approaches and delivering the RAFT programme intervention. The first focus group with approximately half of the RAFT programme tutors (as available) would then be followed by a focus group with the remaining tutors to confirm, challenge or elaborate those findings. Focus groups allow for discussion and reflection of a common experience, which can help participants to clarify their own thoughts and so provide a collective consideration of the topic under investigation.<sup>83</sup> However, the RAFT programme tutor feedback immediately after the training and clinical supervision during delivery indicated great variation in individual tutor experiences, even though the RAFT programme tutors participated in the training together and all delivered the RAFT programme from a standard manual. The RAFT programme study team concluded that individual face-to-face interviews would be the most appropriate method of data collection to capture this diversity, as these types of interviews allow for in-depth exploration of a single viewpoint and facilitate discussion of sensitive topics.<sup>84</sup> Therefore, the final qualitative study design was individual tutor interviews followed by a single focus group (see *Chapter 2, Protocol amendments during the trial*).

#### Recruitment and sampling

All RAFT programme tutors, comprising nurses and OTs who delivered RAFT programme sessions at the seven participating sites (see *Chapter 3, RAFT programme delivery and tutor adherence*), were invited to

take part in a one-to-one, face-to-face semistructured interview. This included a locum tutor who had not attended RAFT programme training, but had co-delivered one RAFT programme after observing the previous programme delivered at that site. Fourteen tutors accepted and the one tutor who declined did not offer a reason. At least one RAFT programme tutor from each RAFT programme site participated in an interview (nine nurses and five OTs).

In addition to the individual interviews, the same 15 RAFT programme tutors were invited to take part in a focus group, of whom eight agreed to participate. Reasons cited for declining included clinical commitments, the focus group taking place on a non-work day and the time needed to travel to Bristol. At least one RAFT programme tutor from five of the seven RAFT programme sites participated in the focus group (three nurses and five OTs).

### Data collection

Data collection occurred after the completion of the last of the four RAFT programmes in a centre. On average the tutor interview or focus group occurred 9 weeks later (range 4–13 weeks), apart from the interview with the locum tutor who had delivered an early RAFT programme, resulting in a longer time period of 39 weeks.

### Interviews

Interviews were conducted face to face by ED between July 2015 and March 2016 at the tutors' local hospital where they had delivered the RAFT programme. Prior to the start of the interview, each RAFT programme tutor signed a consent form. Interviews were audio-recorded and lasted between 52 and 82 minutes (an average of 62 minutes). An interview schedule was used to guide discussions and to ensure that key topics were discussed in all interviews (see *Report Supplementary Material 1*), including previous experience of group work/CB techniques; content and structure of RAFT programme training and manual; practical, personal and professional challenges and benefits of delivering the RAFT programme; and ideas for the RAFT programme intervention in the future.

### Focus group

The focus group was held at the central RAFT trial team's institution (i.e. Bristol Royal Infirmary) and was facilitated by ED and SH. Prior to the start of the focus group, each RAFT programme tutor signed a consent form. The focus group was audio-recorded and lasted for 84 minutes. Discussions were guided by a focus group schedule (see *Report Supplementary Material 1*), including feedback on the RAFT programme training and manual, delivery of the RAFT programme and ideas for the RAFT programme implementation into clinical practice.

### Data analysis

Interview and focus group audio-recordings were transcribed by a professional service and then transcripts checked for accuracy against the original audio-recordings and anonymised (ED). The interview and focus group transcripts were analysed using an inductive thematic approach.<sup>85</sup> Two main characteristics of thematic analysis made it appropriate for the RAFT programme qualitative study:

1. It is a useful method when researchers want to stay close to the data and ensure that the findings are recognisable to participants.
2. It can summarise the key features of a large body of data, highlighting both similarities and differences across participants.<sup>86</sup>

First, ED read through all the interview transcripts and coded items of interest and chunks of text that related to the research topic. These initial codes were made in the margins of the transcript itself. ED then re-read the transcripts to identify patterns of codes. Codes and their supporting text that appeared to be addressing similar topics or ideas were copied from the transcript and placed together in a Microsoft Word document (Microsoft Corporation, Redmond, WA, USA). This sorting process formed the basis of the analysis. Related clusters of coded text formed subthemes, which were then grouped together to form a

smaller number of higher-order themes that were more generic and described broader, and often more abstract, elements in the data set. Two transcripts were independently coded by SH and AH, and a single transcript by CR. These independent analyses were incorporated into the final analysis by ED, as there were no substantial differences or inconsistencies between the interpretations of the data. The focus group transcript was analysed by ED and AH. Owing to the overlap in the topics discussed in the interviews and the focus group, the RAFT trial team decided to use the focus group data as a form of triangulation (i.e. to confirm, challenge or elaborate the themes identified in the interviews, and to present a single, integrated analysis). In this final analysis presented here, each theme has three parts: the label, the summary and the supporting subthemes. These subthemes are supported by data excerpts from the RAFT programme tutors to ensure that data interpretation remains directly linked to their words.<sup>87</sup> Tutor excerpts are identified using arbitrarily allocated numbers not linked to the RAFT programme site or tutor pairing (INT 1–14 for interview participants, FG 1–8 for focus group participants).

## Results

Five themes, each with subthemes, were identified in the data (*Table 29*): theme 1 (the RAFT programme was a daunting but exciting undertaking) reflected the mixture of excitement and anxiety in the training and delivery of the RAFT programme; theme 2 (skills practice and demonstrations were essential) captured the value of learning and practising together, even though practice could be uncomfortable; theme 3 (developing an individual approach to a standardised intervention) showed how tutors dealt with delivering from a manual; theme 4 (enhanced clinical practice beyond the RAFT programme) captured tutors' views on how the RAFT programme might have influenced their wider clinical practice; and theme 5 (delivering the RAFT programme in clinical practice) highlighted potential ways forward for implementing the RAFT programme outside the RCT.

**TABLE 29** Themes and subthemes arising from analysis of tutors' data

Theme	Subtheme
The RAFT programme was a daunting but exciting undertaking	A different way of working
	Requiring time and effort
	Feeling challenged
	Not as easy as it looks
Skills practice and demonstrations were essential	Being new to the RAFT programme together
	Learning from expert demonstrations
	Role play: invaluable despite the discomfort
Developing an individual approach to a standardised intervention	Personalising the RAFT programme manual
	Delivery improved through clinical supervision
	Using the dynamics of pair work
Enhanced clinical practice beyond the RAFT programme	Working with the whole person
	Knowing how to draw things out, sit back and listen
	More confident talking about fatigue
Delivering the RAFT programme in clinical practice	Buy-in from managers and clinical colleagues
	Models of training and support
	Wonderful seeing how patients can benefit

## Theme 1: the RAFT programme was a daunting but exciting undertaking

Participants described starting the group training without a clear idea of what the RAFT programme comprised or what to expect from those 4 days. Participants had been sent the manual beforehand but, as anticipated, they had not looked at it in detail. As the complexity of the intervention emerged and the challenges of delivery became apparent, the RAFT programme was perceived as a novel and exciting intervention as well as a daunting undertaking.

### A different way of working

To differing degrees, participants identified elements of the RAFT programme intervention that required a different way of working and for some it was 'completely unfamiliar territory' (INT4). In particular, the use of CB approaches and the 'ask don't tell' approach contrasted with participants' usual clinical practice, which involved giving advice and problem-solving for patients. Group work was also a new way of working for several participants:

*I think it was really interesting and of course, I guess, the complexity of it was, there was all of those things to go through as somebody that was learning.*

INT2

*I wasn't used to that kind of role, the cognitive-behavioural role rather than, just, as a nurse you just want to help them and say 'Yes, I'll do that for you' so it was changing my kind of way of thinking.*

INT3

*I found it quite hard to change my way of thinking to follow it as the 'ask don't tell' sort of process I found very difficult. Just purely from the way I'd worked over the years really.*

INT7

*... it's the techniques because we're used to giving information aren't we and obviously we have to deliberately not do that and reflect things all the time and that wouldn't come naturally to most practitioners.*

FG1

*... the fact that it could be delivered by an OT and somebody within rheumatology, it was quite exciting to be able to do that.*

INT11

### Requiring time and effort

At the start of the study, participants had not anticipated the high levels of time and effort that would be expended during training and delivery of the RAFT programme intervention. The amount of hard work required was due to the challenge of becoming familiar and confident with a large amount of material, delivered using a new approach, to patients in a group setting. Participants described a sense of responsibility and commitment to delivering the RAFT programme to the best of their ability:

*It wasn't something you were just going to be able to go away with and think 'I could just do this' ... you really did need to know your material. You needed to be well read ... before you delivered ... and it made you realise that it, there was quite a lot of preparation to be done and it wasn't just something you could run off on a whim.*

INT6

*I remember just taking it very seriously, that it wasn't a practice run at all and putting as much effort and time as I could just to try and understand the manual and get it across.*

INT9

*We spent hours, hours and hours sitting and going through it and going through it again and writing it out on to cards.*

INT12

### Feeling challenged

Along with being enthusiastic about the RAFT programme, participants reported feeling challenged as they started to engage with the training and intervention:

*... interested, enthusiastic, I just wanted to try and do it.*

INT12

*... it was a bit scary actually and I felt quite challenged.*

INT1

*I did feel very daunted starting it. I was very nervous delivering the groups as it first began.*

INT7

*... it was the managing the group and actually when to try to stop somebody or try and include somebody else and the actual feeling at one point ... you know the group can change and there are dynamics and sometimes it can feel quite ... certainly, intimidating sometimes.*

INT14

### Not as easy as it looks

When the RAFT programme trainers demonstrated sessions during training, the delivery flowed and the interaction appeared natural and almost effortless. When participants practised, they found it difficult to emulate this sense of being at ease with the material and with the group. Although, initially, this diminished participants' confidence as they compared their performance to that of the RAFT programme trainers, it also helped to get a sense of what participants were aiming for with the intervention:

*I didn't feel particularly confident in delivering it as well because you've got professionals who have shown us how to do it, they're so good at what they do you know it's quite daunting to think 'Oh crikey how can you do that?'*

INT3

*I mean they made it look so easy and then when you try and do it yourself it is like 'Let's have a look at my card again and I'll just have a look at the manual again'. Whereas they were just able to do it.*

INT7

*[RAFT programme trainers] made it look so simple, so easy. I just think 'why can't I do it like that?' they've made it look so easy.*

FG2

## Theme 2: skills practice and demonstrations were essential

The opportunity to train with other nurses and OTs was valued greatly, as a range of common concerns and shared experiences emerged during the four central training days. When reflecting on learning, it was acknowledged that skills practice and role play were an essential part of preparing to deliver to patients, even though practising could be difficult and uncomfortable at times.

**Being new to the RAFT programme together**

Participants felt sufficiently comfortable with each other and with the training team to engage and take part in the training. They found it helpful to realise that they were all new to the RAFT programme and to be able to share their thoughts and concerns:

*... you definitely have that camaraderie and that you can continue to bounce things off each other a little bit or whatever, I personally like that environment, and I like to learn in that way.*

INT2

*It's reassuring in a way to know that you have people with the same mind-set and obviously finding that opportunity to explore this territory further helps us because it's like putting a blank canvas and at the end of the day it's like painting it together.*

INT4

*... having the group dynamics of different nurses, allied health professionals, I think we fed off each other.*

INT6

**Learning from expert demonstrations**

Observing the RAFT programme trainers demonstrate sessions brought the RAFT programme intervention to life, adding depth and detail to the manual. Demonstrations were very helpful for facilitating participants' learning and understanding of what the intervention should look like in action:

*I thought it was quite good when they demonstrated, they demonstrated how to use the CB [cognitive-behavioural] approach in the group setting using the manual. That was good because I work best by being able to observe and sort of see how you do things rather than reading it off a page.*

INT7

*We sat back and observed didn't we and we actually watched them do a session. That was really helpful when we didn't know how it was going to do anyway, to actually see it happen that was really helpful.*

FG6

**Role play: invaluable despite the discomfort**

Participants acknowledged role play as one of the most useful aspects of the central training. Practising parts of the sessions out loud then getting feedback from the RAFT programme trainers was invaluable in the process of becoming familiar with the intervention, although it could be uncomfortable at times:

*I mean I hate role play; I absolutely detest it. It is just not in my nature to do it. I just think 'God', but it was good because it gave us the chance to practise it, and to get feedback.*

INT7

*For me to actually have a go and to practise ... I found that was very useful even though I didn't like it, I would say one of the most valuable things of the course. I think we should have more of it, although people will hate me for saying that.*

INT8

*I think you need to have that practice, that ... it's not until you realise the benefit, I said this before, about the role play and that and actually practising saying things and scenarios.*

FG2



*I didn't enjoy the role plays at all but if we had to do some more training that is what I would want is what I'm saying and I would know the benefits of it and that's probably . . . for me it was the only way that I could actually practise and be semi-confident going out for the pilot [practice run].*

FG4

### Theme 3: developing an individual approach to a standardised intervention

The RAFT programme manual was seen as invaluable and 'my bible all the way through' (INT9), because it contained the information and guidance needed to deliver the intervention. However, participants described the tension between adhering to the sample text and staying true to the concepts and content, compared with using their own words to deliver in a natural and easy manner. In addition to finding their own way of working from the manual, participants developed individual approaches and styles of delivery through feedback during clinical supervision and through the relationship with their co-tutor.

#### Personalising the RAFT programme manual

Participants described consolidating and deepening their understanding of the RAFT programme intervention through adapting their manual, including writing summaries and rephrasing text. This was done with great care to ensure that delivery stayed true to the underpinning CB approach. Participants explained that this was a difficult but essential part of the process of becoming a competent RAFT programme tutor:

*I was worried about if I changed it in certain ways that actually the fundamental way of interacting with the patients wouldn't have been right, do you see what I mean? So because you're trying to use that cognitive-behavioural approach, I was conscious that maybe if I alter it too much, I wouldn't be doing that and therefore you wouldn't get where you wanted to with it, but at the same time, the language, for me, didn't sound familiar for me, so it's trying to get that balance of extracting the essence of what you're getting from it and putting it across in a way that feels comfortable for you as a practitioner.*

INT2

FG2: *That was one of the hardest things I think we've found. Is actually putting it in our words because . . .*

FG1: *We really struggled to start with because we were trying to learn it as a script and it wasn't how we would say things. So, yeah, we spent hours didn't we . . . Hours taking it all apart.*

FG2: *Sort of changing it. Changing bits to how we would speak.*

FG1: *And we had to have crib sheets for every session.*

#### Delivery improved through clinical supervision

In addition to the 4 days of central training, participants reported that 'you need the feedback on your performance' (INT13) when delivering to patients. The RAFT programme trainers' ongoing support, comprising clinical supervision and feedback on observed sessions, was described as very helpful. Feedback was perceived as constructive and a mechanism for enhancing participants' confidence and skills. Occasionally, participants sought specific guidance, aware of the RAFT programme trainers' high level of skills and familiarity with the intervention:

*[RAFT programme trainer] said 'You really need to get up and get the people engaged more, and you were struggling to get the information from them' and that was really, although it was a bit of*

*criticism it was really useful because the next time we did that session we did it differently and it was much better.*

INT1

*I think it gave us more confidence that they are there, we can actually ask questions afterwards and then they can give us feedback on how we could have delivered it better or what are we lacking in terms of explanations or something.*

INT4

*... just please give me an answer and then I can decide whether that's what I would do or not, but I want to know what you think I should do.*

INT8

*I think the feedback after the pilots [practice run] was essential, as much as it was really scary to have someone observe you the feedback and the debrief afterwards was really good to just give you focus, direction and just reassurance that you were doing something right.*

FG5

### Using the dynamics of pair work

In addition to the work that participants did to consolidate their individual understanding of the intervention, the participants developed ways of working with their co-tutor that were mutually supportive and allowed them to each play to their strengths:

*... you need two people, if you're delivering stuff and you can't, you listen to what is going on but sometimes you can miss other things that are going on in the room and having the other person there just reminds you to pick it up as well and should you get stuck or lost, it's good to have the other person there because they could always pick it up for you, it was back up, it was reassurance to have two of them there and I think that worked really well.*

INT8

*... you're helping each other out, aren't you, you're writing things up on the board and even if the one is struggling a bit, then we would, we tried, you have to be careful not to take over each other's little roles, but we did just support each other.*

INT10

*I think it's really important that you do it in pairs, really important because we helped each other didn't we?*

FG3

## Theme 4: enhanced clinical practice beyond the RAFT programme

As a consequence of taking part in the RAFT programme, participants described changes in how they interacted with patients in their wider, everyday clinical practice. They identified being more equipped to support patients' self-management compared with before the RAFT programme study. They valued the 'ask don't tell' approach and their increased confidence to discuss fatigue. Their experience of the RAFT programme study 'has certainly improved me, definitely, as a therapist' (INT10), with participants having 'benefited in ways that I didn't appreciate at the time' (INT14). It was rewarding to then see the positive impact of these new approaches on patients beyond those who took part in the RAFT programme intervention.

### Working with the whole person

During delivery of the intervention, participants explored with patients ways in which fatigue can permeate all spheres of patients' lives and well-being. This heightened the tutors' awareness of the importance of looking at all of the individual and contextual factors that might be impacting on patients' health in their wider clinical practice, and not focusing solely on a set of symptoms:

*... it's like you become more sensitive of the person that you're seeing all the time and you sort of separate it slightly different in a way that am I just going to be focusing on treatments or am I going to prompt them to say something about, you know more on how they feel, how they live their life and how they do their day to day, so it helps in a way.*

INT4

*... that's been so helpful just in day-to-day treatment with patients, just being able to get a bit more out of them and ... yeah, it's a really, really useful skill.*

INT11

*I feel I'm a better practitioner, I feel I'm more compassionate and empathetic. I think I look at them much more holistically as opposed to 'Right what drug can I throw at them now?'*

INT13

### Knowing how to draw things out, sit back and listen

Participants contrasted using new approaches to support self-management in their clinical practice, such as 'ask don't tell', with their previous ways of working, such as advice-giving. In particular, they identified that eliciting patients' thoughts and feelings and letting them come up with answers to challenges was beneficial:

*I think as nurses you tend to often want to give the answer all the time and give advice and it's very nurse-y to do that, but it's learning when to listen and stand back and try and get the patients to find the answers more rather than you delivering the answers to them and the solutions all the time.*

INT6

*Confidence that you have the knowledge, but you question them to bring up the answer, I do that a lot more.*

INT10

*It's so easy and quick to see, say a hand deformity and think that's clearly the problem, but it's actually establishing 'Why is that causing the problem, how is that affecting you functionally' and it's, yeah it's just drawing out the, yeah a better insight really and getting that more out of a patient ... getting them to open up a bit more which still does often require a box of tissues sometimes.*

INT11

### More confident talking about fatigue

Participants noted an increased confidence to discuss fatigue in their everyday clinical practice, in the knowledge that they had some ideas, skills and tools for supporting patients. Often these discussions involved adapting or distilling parts of the RAFT programme session:

*I got used to using the [activity] diaries quite happily with those and trying to set goals from those was quite useful as well. So, used them a lot more in practice now with people which is good. I feel a lot more happy to talk about fatigue and that with patients on a one-to-one session now rather than before.*

INT7

*I liked the communication one [session] and I've used some of those concepts a lot in clinic because I feel that it's quite useful even in, a few sentences in the clinic we have got somebody who has got fatigue and they're isolating themselves, you can talk to them about communicating with family and friends.*

INT12

## Theme 5: delivering the RAFT programme in clinical practice

Participants expressed enthusiasm for the RAFT programme intervention, a sense of professional fulfilment seeing how patients can benefit and an interest in delivering it in routine clinical practice. However, they also identified generic and local challenges to implementation. These include having sustainable models of training, the need to gain support from management and clinical colleagues, and 'just how you would fit it in with the other things that are going on' (INT2). There was a clear sense that a pragmatic and flexible approach would be necessary and that 'if it's over prescriptive, it won't happen, because the constraints of the NHS will just bury it' (INT13).

### *Buy-in from managers and clinical colleagues*

At an individual level, participants would be delighted if they could deliver the RAFT programme intervention in their clinical practice. This would typically require a business case from managers and the support of colleagues and clinical leads. Participants acknowledged that there might need to be some flexibility in relation to who delivers the intervention. There was also enthusiasm about the possibility of delivering it to other patient groups. Although participants could envisage some changes to delivery, they did not think that the intervention could be adapted in relation to the number of sessions and the topics covered:

FG2: *We were the same, I think it'd be a business case.*

FG1: *Yes, because [RAFT programme local principal investigator] is looking at a business case for us to do it. [RAFT programme local principal investigator] bought into it but that's as far as it's got. I don't know how far [RAFT programme local principal investigator] has got with the business case.*

FG3: *Is that an OT manager or a . . . who is that?*

FG1: *[RAFT programme local principal investigator] our consultant.*

*And certainly, I don't think they'd put our banding in either, because we're band 7s, they'd probably put lower bands in.*

INT10

*I just want to roll it out for everybody now, and I want to have CTD [connective tissue disease] groups as well as the RA groups and general arthritis groups that would be good. And also fibromyalgia patients as well, it would be interesting for everybody really.*

INT12

*. . . it's difficult to think about things that could maybe be cut out to make it quicker because I think actually the benefit of it has been that all of the areas have been covered.*

INT11

### Models of training and support

Although participants valued their 4 days of central training, they acknowledged that this is unlikely to be a feasible model to roll out. One option was new RAFT programme tutors observing the intervention being delivered by experienced RAFT programme tutors, either in a live setting or on a digital versatile disc (DVD). However, there was a strong sense that some face-to-face training with skills practice would be important. Participants also stressed the need for clinical supervision to ensure a level of fidelity to the process:

*I wondered if new people could maybe come and observe people who are already doing the course perhaps, after the training?*

FG3

*... you're reading through the manual and you think that you've got your head around what it is that you're doing and then when it comes to actually delivering that again which is why the practice is so good because at least you get that practical element of it but trying to put those words into something that made sense to me as a non-psychologist so having something like that [DVD], a kind of more visual thing to use alongside it I think would be really useful.*

FG7

*I think you do need some supervision as well; you need somebody to come down, every now and again to go through because you can get into bad habits.*

INT8

*I think you'd want to be supervised by people who've got experience in it and if there aren't people with experience in it, then a support network amongst each other, I think.*

INT10

*... it's good to have some kind of structure and observation just to check that people are doing it right because you can just assume can't you and then it not being delivered ... as required.*

INT11

### Wonderful seeing how patients can benefit

It was rewarding for participants to see patients benefit from taking part in the RAFT programme intervention. They described how patients' engagement with the intervention evolved during the seven sessions and the satisfaction of seeing positive changes over time. There was the sense that some patients, who had taken part in RAFT programme groups, might stay in contact and organise to meet up outside the hospital and, subsequently, be an ongoing source of peer support:

*... it was really lovely to see that light bulb moment for some patients, to click, I love that bit, that's really satisfying.*

INT3

*I can think of, well, quite a few patients said it's been life-changing.*

INT10

*... after the last session they [patients] had already met up for coffee, they went shopping, they're giving each other lifts so it's good to know that they had managed to find a group that they think they can get support as well if they need to which is reassuring.*

INT4

*... it just gives you such a lift just seeing how well they look and how well ... the groups interacted and how they're staying in touch and I think as a therapist that's what you want to see, that's why you do your job really.*

INT11



## Chapter 6 Discussion and conclusions

Reproduced from Dures *et al.*<sup>80</sup> This is an Open Access article distributed in accordance with the terms of the Creative Commons Attribution (CC BY 4.0) license, which permits others to distribute, remix, adapt and build upon this work, for commercial use, provided the original work is properly cited. See: <http://creativecommons.org/licenses/by/4.0/>. The text below includes minor additions and formatting changes to the original text.

### Overall summary of findings

The RAFT programme, a seven-session group programme for RA fatigue self-management delivered by local rheumatology nurses and OTs, when given as an adjunct to usual care, was effective in reducing the impact of fatigue beyond usual care alone. The beneficial effect of the RAFT programme was sustained over 2 years without further RAFT programme input beyond week 14. Improvements were also seen in emotional fatigue and living with fatigue, as well as self-management processes of coping with fatigue and self-efficacy. No harms were reported from the RAFT programme and patients had very high attendance rates and satisfaction ratings and wished to recommend the programme to other patients. Although the costs were not significantly different between trial arms, the primary economic evaluation using QALYs based on the EQ-5D-5L suggested that the RAFT programme was unlikely to be cost-effective at conventional NICE thresholds. Rheumatology clinicians delivering the RAFT programme felt that they had learned new skills that they subsequently used in clinical patient care beyond the RAFT programme itself.

The key discussion points for the clinical and qualitative evaluations have previously been published.<sup>65</sup>

### Clinical evaluation findings

#### Summary

The trial demonstrated that improvements in fatigue impact were made in both the control and RAFT programme trial arms. However, the RAFT programme resulted in a greater improvement in fatigue impact at 26 weeks than usual care alone (BRAFNRS impact score adjusted mean difference  $-0.59$ ;  $p = 0.03$ ), with treatment differences lasting for the 2 years of follow-up (BRAFNRS impact score adjusted mean difference  $-0.49$ ;  $p = 0.01$ ). A stronger effect on the primary outcome of fatigue impact was seen in those patients who met the eligibility criteria of BRAFNRS fatigue impact  $\geq 6$  at baseline, at both 26 weeks (BRAFNRS impact score adjusted mean difference  $-0.82$  units;  $p = 0.01$ ) and 2 years (BRAFNRS impact score adjusted mean difference  $-0.58$  units;  $p = 0.02$ ). Similar treatment differences lasting over the 2 years were seen for overall impact of fatigue (BRAFMQ) and subscales emotional fatigue and living with fatigue; in addition, self-efficacy and coping with fatigue also showed treatment differences at 26 weeks and over the 2 years, respectively. There was no evidence of a treatment effect on fatigue severity, cognitive fatigue or other clinical variables. Patient attendance at the RAFT programme sessions was high, as were satisfaction with the programme and willingness to recommend it to other patients.

The RAFT programme targeted the impact of RA fatigue on patients' lives and there was a treatment difference between trial arms in favour of the RAFT programme for reducing fatigue impact as measured by both the BRAFNRS impact and BRAFMQ overall impact scales, as well as BRAFMQ subscales of emotional fatigue and living with fatigue. Patients in the control arm also reported improvements in fatigue impact, which was not seen in the previous RCT of this intervention in which the control was a group session comprising 1 hour of didactic information on general self-management of RA.<sup>31</sup> The usual-care booklet, written after the first RCT and based on the results of that intervention,<sup>45</sup> has been available in rheumatology



units since 2011 and was therefore used as a 'usual-care' active control in the present study. Although the booklet has never been subjected to rigorous effectiveness testing, a recent qualitative study<sup>88</sup> suggested that patients felt that it made them think differently about their fatigue. Patients in the study<sup>88</sup> reported that having a discussion of the booklet with a researcher made them consider taking responsibility for managing some aspects of their fatigue and try the suggestions the booklet contained. Although the focus of the qualitative study was for patients to review the booklet for research, it raises the possibility that the brief booklet discussion with the health professional (usual care in this RCT) may have delivered an effect over and above a patient simply picking the booklet up from the clinic display.

The trial demonstrated an effect size of 0.36 on fatigue impact. As recommended,<sup>62</sup> in interpreting these findings against the traditional 0.5 guideline for clinically meaningful effect sizes, the broader evidence relating to the specific issue of RA fatigue (see *Chapter 3, Interpretation of findings*) was examined. The level of change in fatigue impact that might be clinically important for people with RA is unknown, as measurement of fatigue impact is relatively new. However, in terms of fatigue severity, a study to examine the level at which patients reported a noticeable improvement in their RA-related fatigue demonstrated that this occurred at effect sizes of 0.27–0.39 (three different anchors used for analysis).<sup>63</sup> Non-pharmacological interventions in RA are normally given in addition to pharmacological management, meaning that findings must be placed in this context. For example, meta-analysis shows RA patient education to have an effect size of 0.16 on painful joints compared with 0.66 seen in RCTs of non-steroidal anti-inflammatory drugs. However, all patients in the patient education trials were already taking these; thus, the 0.16 effect size represented additional benefits.<sup>89</sup> Similarly, the RAFT programme study was conducted with patients who were already receiving routine clinical management of their RA, that is pharmacological therapies to address inflammatory activity, which meta-analysis shows to have an effect size of 0.43 on RA fatigue;<sup>16</sup> therefore, benefits in both intervention arms were over and above existing substantial improvements. Three studies analysing the minimal clinically important difference (MCID) on a number of fatigue severity scales in RA suggest that a change of between 7% and 11% would be clinically important.<sup>63,90,91</sup> This approximate 10% RA fatigue severity MCID might be a guide for meaningful change in RA fatigue impact, and comparable to multiple sclerosis, for which results from two studies average a fatigue impact MCID of around 15%.<sup>92,93</sup> The RAFT programme demonstrated an adjusted mean difference of 0.59 in BRAF-NRS fatigue impact beyond the improvement seen in the usual-care arm, with the RAFT programme showing a 19% change from baseline mean and the control arm showing a 12% change from baseline mean (fatigue impact improving by 1.36 and 0.88 units, respectively).

The improvement of 0.59 in BRAF-NRS fatigue impact beyond the improvement seen in usual care is smaller than the RCT was powered to detect, which was an improvement of 1.45 units. This had been based on an assumption that the clinical team delivering CBT might achieve around 75% of the 1.95 fatigue impact change seen in the earlier trial, in which delivery was by a clinical psychologist and in which the usual-care arm experienced no change at all (usual care comprised a 1-hour group session of RA self-management information delivered didactically by a nurse).<sup>31</sup> The statistical significance of the 0.59 improvement would have been enhanced by the lower than expected attrition rate. Therefore, taking the wider evidence from the trial and the literature presented above, it seems likely that in the current RCT the improvement in fatigue impact achieved by the RAFT programme beyond that of usual care may be clinically meaningful. This is further supported by the high levels of patient satisfaction demonstrated in attendance rates, and satisfaction and recommendation scores. However, further work to establish the MCID for the BRAF-NRS impact would be beneficial.

The treatment differences for the primary outcome of fatigue impact were greater in those patients who were eligible for the RAFT programme (i.e. had a fatigue severity score of  $\geq 6$  out of 10 at baseline). As with any symptom, RA-related fatigue severity will naturally fluctuate slightly from week to week; therefore, it is not surprising that, during the time it took to build cohorts in each centre, some patients' fatigue severity over the previous 7 days was  $\geq 6$  at screening, but was reported as  $< 6$  at their later baseline assessment.



However, the screening process also required that patients considered their fatigue to be a recurrent problem, thereby allowing for normal short-term fluctuations in severity. The RAFT programme demonstrated significant treatment effects even including those patients with less severe fatigue (i.e. using complete-case analysis). This suggests that the RAFT programme is a pragmatic intervention to deliver clinically, as its timing in relation to symptom severity may not be crucial; it still had an effect on a recurrent symptom even when intervention delivery was delayed by the need to build an adequately sized group, or to accommodate patients' personal availability.

There was no treatment difference between trial arms for change in fatigue severity at 26 weeks, although both trial arms had small reductions, which for the RAFT programme patients reached the proposed MCID<sup>63</sup> for people with RA-related fatigue (MCID  $-0.82$  to  $-1.12$ : control,  $-0.72$ ; RAFT,  $-0.97$ ). It is possible that the RAFT programme participants made a shift in how they view and manage a persistent symptom, finding a way to reduce the impact of fatigue on their lives.<sup>32</sup> Large longitudinal observational studies of current best practice pharmacological management aiming to control RA disease activity have demonstrated that fatigue severity remains largely stable over the years,<sup>94</sup> with the majority following either a persistent moderately high or a persistently high fatigue trajectory and only a minority (one-third) having an improving fatigue trajectory.<sup>95</sup>

Symptom severity and symptom impact are different concepts. For example, two studies have found that RA patients can report low impact from high levels of disability, whereas others report that their low level of disability has a high impact.<sup>96,97</sup> Personal impact is likely to be a result of the interactions between symptom severity, symptom importance in the individual context of a person's life and perceived ability to manage or cope with that symptom: the 'impact triad'.<sup>98</sup> There was a treatment difference in favour of the RAFT programme in coping with fatigue over the 2 years (as measured on the BRAF-NRS coping). The perceived ability to cope or manage fatigue better may reduce the importance of fatigue in an individual's life; thus, it is understandable that fatigue impact could still be changed by the RAFT programme even without significant improvements in fatigue severity (the third side of the impact triad).

The effects of the RAFT programme lasted over 2 years without further RAFT programme input after the 1-hour group session at week 14, suggesting that patients' newly acquired fatigue self-management skills became embedded. This is supported by evidence of a treatment difference between intervention arms for improvements in self-efficacy (the belief or confidence that one can successfully make behavioural changes), perhaps translating into the improvements in perceived coping over the 2 years. Self-efficacy, a key process underpinning behaviour change, was measured with the RASE<sup>56</sup> scale (assessing beliefs about RA self-management behaviours), and six of the RASE scale component items demonstrated differences between trial arms for change over weeks 0–26 in favour of the RAFT programme, including key fatigue self-management activities such as pacing and acceptance of fatigue. Problem-solving and goal-setting, as a route to enhancing self-efficacy,<sup>25</sup> are core self-management skills that patients learn in CBT and thus these changes in coping and self-efficacy may reflect the CB approaches that the clinical rheumatology tutors were trained to use in the RAFT programme.

The CB approaches were delivered by clinical rheumatology nurses and OTs after a brief training, rather than clinical psychologists. This novel approach aimed to circumnavigate the lack of psychology support available in most rheumatology units<sup>33</sup> and shows similar results to a RAFT programme intervention delivered by the usual clinical team for multiple sclerosis fatigue.<sup>99</sup> A systematic review of nurse-led psychological interventions for depression in people with long-term physical conditions demonstrated their effectiveness.<sup>100</sup> In addition, a systematic review of psychological interventions for people with diabetes showed generalist nurses/physicians to be equally as effective as psychologists.<sup>101</sup> Delivery of the RAFT programme intervention by the clinical team was feasible, in that all RAFT programmes were delivered as planned and tutor sickness/absence could be managed. Furthermore, the RAFT programme feasibility was supported by high patient attendance and satisfaction rates; these suggest that the RAFT programme could be implemented in practice.

## Economic evaluation findings

### Summary

The primary economic evaluation found no difference between intervention arms in either overall costs (which incorporated intervention training and delivery costs) or QALY gains at 26 weeks or 2 years, and there was no evidence that the RAFT programme reduced other health-care costs. However, there was substantial uncertainty around the cost and QALY estimates. The primary cost–utility analyses suggested that the RAFT programme is not very likely to be cost-effective at the conventional societal WTP values, with probabilities below the 50% level (probability of 28% at the £20,000 NICE threshold and a probability of 35% at the £30,000 NICE threshold) from the societal perspective. A subgroup analysis of those patients who were eligible at baseline (i.e. BRAF-NRS impact  $\geq 6/10$ ) gave a 52% probability that the RAFT programme was cost-effective at £20,000 per QALY, or 60% probability that the RAFT programme was cost-effective at £30,000 per QALY.

The sustained improvement in fatigue impact seen clinically over 2 years was not reflected by increased QALYs measured using the EQ-5D-5L. This may be indicative that the EQ-5D-5L is not responsive enough to capture improvements in RA-related fatigue. Of the five EQ-5D domains (mobility, self-care, usual activities, pain and mood), 'usual activities' is most likely to be affected by a fatigue self-management intervention, a theory supported by the correlation demonstrated here between change in EQ-5D-5L domains and change in BRAF-NRS impact score. However, 'usual activities' is the EQ-5D domain that contributes least to the overall utility weights.<sup>102</sup> The EQ-5D 'usual activities' domain includes the ability to perform work, housework and family and leisure activities, and people with RA value doing such 'daily activities' as the second most important of seven health domains, with fatigue as third, giving highest weights to these two.<sup>103</sup> This contrasts with the low weight for 'usual activities' and absence of fatigue assessment in the EQ-5D, raising questions about the relevance of the EQ-5D for evaluating quality of life in RA. Energy (or drive) and sleep have been identified as key domains for people with RA, and these may be missed by the EQ-5D, leading to recommendations for further research to identify relevant domains and weightings for the RA population for use in the EQ-5D.<sup>104</sup>

There is robust evidence to support the satisfactory psychometric performance of EQ-5D in RA.<sup>105</sup> However, it has also been shown that several commonly used quality-of-life measures for calculating QALYs in RA give a wide range of results on the same data set, demonstrating cost–utility in favour of a bDMARD that varies from 12% to 91% from four instruments (EQ-5D, 63%).<sup>106</sup> Previous research has also suggested that the EQ-5D is more responsive to worsening health states than to improving health states in RA patients.<sup>107</sup> However, much of this research has not evaluated the more recent five-level EQ-5D (i.e. EQ-5D-5L) used in this RCT, which might be more responsive to changes in health.

Economic evaluations of interventions designed to improve fatigue in RA are lacking, although cost-effectiveness has been assessed in other long-term conditions. A short-term economic evaluation of a fatigue management programme for patients with multiple sclerosis found similarly insignificant between-arm differences in EuroQol-5 Dimensions, three-level version (EQ-5D-3L), derived QALYs, despite significant improvement in fatigue in the intervention arm.<sup>99</sup> A cost-effectiveness study comparing a rehabilitation programme with a CBT intervention for patients with CFS over 12 months also found no statistical differences in EQ-5D-3L-derived QALYs, despite a significant difference between the intervention arms for fatigue severity.<sup>108</sup> These studies support the view that the EQ-5D may not be responsive to changes in fatigue in long-term conditions.

Work productivity was improved for patients in the RAFT programme intervention arm at 26 weeks and 2 years, although the difference between intervention arms was not statistically significant. However, the number of patients in paid employment at baseline was small ( $n = 76$ , 23% of randomised patients), suggesting that the power to capture a significant difference was low. There has been little research on the effect of RA-related fatigue severity on work productivity, but a study of > 8000 RA patients in 32 countries demonstrates greater fatigue severity in patients who are work disabled than in those staying

in work.<sup>109</sup> The BRAF-NRS impact score is a relatively new measure and there have been no reported quantitative studies examining the relationship between fatigue impact and work productivity. However, qualitative studies consistently report that people with RA consider the impact of fatigue on work to be significant;<sup>8,12</sup> thus, improvement in work productivity could be consistent with the reduction seen in fatigue impact with the RAFT programme. The EQ-5D scores are derived from surveys of the general population. Recent work comparing people with RA with the general population found that both groups placed a similar value on pain and function limitations, but the general population put a lower value on the ability to work.<sup>110</sup> This suggests that the EQ-5D scores may have been different had they been based on values from people with RA rather than the general population, which is part of a wider debate on obtaining better-informed population preferences for estimating QALYs.<sup>111</sup>

The algorithm for work productivity was based largely on items relating to hours lost (absenteeism) and included just one item on presenteeism. Fatigue causes major difficulties for people while at work and may mean that they are present but not functioning at full capacity (presenteeism).<sup>8,12</sup> An uncontrolled pilot study of a self-management programme specifically for fatigue at work for patients with inflammatory rheumatic diseases examined presenteeism and demonstrated improvements in four domains of functioning while at work: physical and mental demands, work scheduling and work outputs.<sup>112</sup> It is possible that the weekly review of daily activity diaries in the RAFT programme, accompanied by encouragement to break up large periods of intense activity through factoring in short breaks, may help presenteeism.

## Qualitative evaluation findings

### Summary

Five themes were identified in the tutors' data. The rheumatology nurses and OTs (tutors) were interested and enthusiastic about being involved in the trial of a novel fatigue intervention. The tutors described delivering the RAFT programme as a very rewarding experience, seeing patients make big changes to their lives, although the process of becoming familiar with the material and gaining confidence in delivering it proved hard work (theme 1). The tutors' perceived personal benefits included a sense of professional development and fulfilment, especially when they saw patients making life changes. Learning together and rehearsing the RAFT programme elements as a group was helpful (theme 2). Challenges included using an 'ask don't tell' approach to prompt patients to generate their own ideas for behaviour change, as it contrasted with tutors' usual advice-giving and problem-solving approach. Tutors' understanding of the intervention was consolidated through re-reading and individualising their manuals (e.g. paraphrasing sections), and feedback from the RAFT programme trainers during clinical supervision (theme 3). Over time, tutors deepened their understanding of how a CB approach and the group setting could be used to support patients in self-managing the impact of their fatigue. In addition, the usefulness of the skills gained by tutors extended beyond the RAFT programmes and into their everyday clinical practice (theme 4). There was widespread support for delivering the RAFT programme in clinical practice beyond the trial, as tutors perceived that patients were benefiting (theme 5). Tutors valued their 4 days of central training, but believed that it would not be a feasible future clinical model. Some face-to-face training with the opportunity to role play key aspects of the intervention, along with some clinical supervision and quality control, were deemed necessary in any future training of new tutors.

The qualitative findings support two key ideas about skills training and its subsequent transfer into clinical practice. First is the importance of role play, a method of simulation commonly used to teach communication skills.<sup>113</sup> In the RAFT programme central training, role play was employed through both 'role reversal' (i.e. participants taking on the role of patients to develop insight into what the group dynamics might feel like from a patient's perspective) and 'role training' (i.e. participants practising the skills that can help them become more expert in their professional role). Tutors identified both forms of role play as helpful for learning. Second is the importance of clinical supervision, as although communication skills training enhances skills, it has limited effect on clinical practice without subsequent clinical supervision.<sup>114–116</sup>

Tutors were aware that they were delivering a standardised intervention and made great efforts to adhere to the manual content. However, tutors also expressed their need to individualise the manual and to put material into their own words. The RAFT programme trainers and fidelity observer often helped in this process by feeding back on if and how tutors were incorporating essential techniques and approaches into the sessions. Fidelity was recorded in the observer template (see *Report Supplementary Material 1*), and confirmed that tutors were delivering the RAFT programme as intended. Fidelity to the RAFT programme is an important consideration in any future roll-out. Inevitably, interventions are adapted to individual settings, resources available, or practitioners' beliefs and interpretations, once they are introduced into clinical practice. Such changes may reduce or enhance outcomes seen in clinical practice and thus there is an argument for capturing not only outcomes but implementation fidelity and adherence to delivery format, content and underpinning CB theory in the roll-out of such interventions into clinical practice.<sup>117</sup>

Tutors' perceptions that the RAFT programme training and subsequent delivery impacted and benefited their wider clinical practice highlights the potential of up-skilling existing members of clinical teams to provide low-level psychological support. Evidence from studies of other long-term conditions, such as diabetes, cardiac rehabilitation and depression in long-term physical health conditions, shows that the incorporation of psychological skills into the nursing role is viewed positively by both nurses and patients.<sup>100,118,119</sup> However, the research evidence reiterates the finding that nurses and allied health professionals need time and support to acquire and use these skills.

## Strengths and limitations

The study's external validity was strengthened by involving seven hospitals and 14 health professional tutors with a range of previous experiences, broad entry criteria for people with RA fatigue and a control trial arm providing usual care for fatigue. The trial design was pragmatic and reflected usual RA management (e.g. medication changes, seeing other members of the multidisciplinary team), as well as natural fluctuations in fatigue (some patients dropping below eligibility at baseline), natural variation in patient attendances (not attending all the RAFT programme sessions), flexibility with regard to the RAFT programme group size, and natural variations in ability to deliver clinical services (delivery by lone tutors, use of a locum tutor); yet the RAFT programme still showed benefit with no reported harms. The usual-care fatigue booklet, based on the original RCT,<sup>31,45</sup> has been widely available in most UK rheumatology units for 3 years prior to recruitment. Therefore, the timing and manner of its delivery to all participants was standardised in relation to the timing of the outcome evaluation. Randomisation was performed by a clinical trials unit off-site, and those patients randomised to the RAFT programme but unable to attend their next local programme were offered subsequent programme dates, ensuring maximal accommodation of recruited trial patients and reflecting future clinical practice. The integrity of data was supported by the checking of 100% of data entries by a second person.

The trial was strengthened by the rounded evaluation which, in addition to assessing the quantitative clinical outcomes, included intervention fidelity and cost-effectiveness. Furthermore, given that patient perceptions of receiving the RAFT programme were explored in the previous RCT,<sup>32</sup> this trial incorporated examination of the tutors' experiences of delivering a RAFT programme intervention and views on the practicalities of future clinical implementation. The strengths of the clinical and economic evaluations were the thorough approach taken to try and capture all relevant outcomes; the costs associated with RA-related fatigue and with the RAFT programme intervention; the use of validated measures whenever possible; and the continuation of data collection for 2 years. Data returns for the primary outcome were very high, probably enhanced by collection of the question by telephone, which may also have increased returns of the full questionnaire package posted the same day; consequently, patient loss to data completion was very low.

A strength of the qualitative evaluation was that almost all of the RAFT programme tutors took part, ensuring a wide range of views and experiences. In light of the often limited understanding of what might help or hinder the translation of a successful trial intervention into clinical practice, it is a strength of the study that future roll-out of the RAFT programme will be underpinned by practical approaches based on these combined perspectives of the nurses and OTs who delivered it across seven hospitals. The rigour of the qualitative findings is strengthened by having the data analysed by multiple co-applicants (including a patient co-applicant) before reaching a consensus.

Strong patient and public involvement was threaded throughout the trial. The two patient research partners (CR and Frances Robinson) had received the fatigue intervention from a clinical psychologist during the original trial<sup>31</sup> and thus brought a wealth of knowledge and experience. Their input into methods of patient recruitment and evaluation were insightful, including viewing drafts of questionnaire packs and patient materials used in the RAFT programme handouts. The patient research partners' participation and presentations at the RAFT programme training event allowed tutors (and also principal investigators and research nurses) to understand the impact of fatigue on daily life. One patient partner felt that the contribution to the trial that they could offer primarily related to the set-up (e.g. reviewing and finalising patient materials ready for the RAFT programme or the questionnaire pack), after which they decided to stand down; collaborating with two patient partners enabled a continued patient perspective on the emerging results. This included analysing a subset of the qualitative data, contributions to the trial reports and delivering presentations to academic and lay audiences on the practicalities of patient involvement in research.

All trials have limitations. In terms of trial design, controlling for any social effect that might occur through peer support by meeting other patients (i.e. the RAFT programme groups met on seven occasions) would have been impractical: seven sessions of didactic information would not reflect current usual care for RA-related fatigue and would be likely to have had high attrition. Furthermore, in the original RCT,<sup>31</sup> qualitative evaluation with patients found that, although patients reported that interactions with, and the experiences of, other patients in their group were helpful, it was the facilitative role of the tutors and the use of CB techniques that were more important, otherwise the group of patients would simply have 'pulled one another down'.<sup>32</sup>

Delay between screening and baseline assessment was an inevitable result of the need to build cohorts in each centre that were sufficiently large for randomisation. Even though patients were recruited with fatigue as a recurrent problem, all symptoms fluctuate and a small proportion of patients in both trial arms did not have eligible fatigue severity scores on the day of baseline assessment. However, the complete-case analysis still showed that the RAFT programme was able to improve fatigue impact more than usual care alone and a stronger effect was seen in those who were eligible at baseline. Furthermore, such delays would be likely to be shorter in clinical practice as only sufficient patients for a RAFT programme need be recruited, rather than double the number to allow for randomisation. Six patients who were randomised to the RAFT programme could not attend their cohort's programme dates and accepted a later programme, at which point a new baseline assessment was performed, meaning that baseline data had been collected after randomisation. During the trial, management of RA continued as usual and included necessary changes to medication aimed to reduce disease activity, which might have had an effect on fatigue. However, these changes did not differ between trial arms and it has been found that > 60% of patients on optimal medication who achieve remission from disease activity continue to experience problematic fatigue.<sup>17</sup>

The RCT did not have follow-up data on the 25 patients who withdrew before the week 26 primary outcome point. The majority comprised 14 patients randomised to receive the RAFT programme who were unable to attend their original programme dates but expressed an intention to attend a later programme, at which point a fresh baseline assessment would have been made and follow-up would have occurred with the new cohort. By the end of local RAFT programme delivery, they had been unable to agree to any suitable programme dates and no exit data were requested. However, imputing missing data made no difference to the primary outcome analysis.



The economic evaluation was limited by the large number of missing data (particularly at 2 years, when > 30% of data had to be imputed), and possibly limited by the appropriateness of the EQ-5D in a RA population, which is part of an ongoing debate in long-term conditions and fatigue. Several of the costly bDMARDs have now come off patent and it was difficult to determine how much was actually paid for the drugs during the RCT. Individual trust negotiations on list prices may have taken place, and with clinical commissioners now encouraging/requiring trusts to switch patients to cheaper biosimilars<sup>120</sup> these medication costs may come down for this patient population (although they were not different between trial arms).

The qualitative data on the tutors' experiences of the RAFT programme were collected after tutors had completed the RAFT programme delivery. Although this was necessary in order not to change their practice (and can be seen as a strength as tutors had time to reflect), it meant that tutors were recalling their experiences of the RAFT programme that occurred some months earlier, particularly in relation to views on the central training that they had attended 2 years previously. It is possible that tutors' responses were influenced by ED or SH collecting the data, as tutors met both researchers during the central training and were aware of their involvement in the design of the RAFT programme.

## Implications for health care

The RAFT programme achieved a strong and sustained clinical effect on fatigue impact beyond usual care with no adverse events. Cost-effectiveness was not demonstrated in the primary analysis, which might be due to the lack of responsiveness of the EQ-5D to fatigue in long-term conditions. It is also possible that additional benefits or savings may accrue later in a long-term condition. Although, overall, there was no statistically significant difference in costs between the RAFT programme and usual care, nonetheless there is an additional cost to delivering the RAFT programme. However, the use of the existing rheumatology specialist nurses and OTs makes the RAFT programme both relatively easy to implement and low cost, compared with utilising clinical psychologists, whose presence is rare in rheumatology departments. Balanced against the paucity of other clinically effective interventions for fatigue in RA, and the importance of fatigue to this population, the low-cost nature of the RAFT programme might prompt clinicians and commissioners to consider implementation. The argument for implementation is supported by the subgroup analysis showing higher probability of cost-effectiveness in patients with more severe fatigue (52–60% probability).

The NHS service costs for the RAFT programme delivery based on 175 randomised patients in 28 groups was estimated at £322 per patient (assuming the one-off training becomes absorbed into routine training or a means of health professionals obtaining mandatory continuing professional development hours). Increasing group size to 8–10 patients in clinical practice would be both feasible and economically beneficial. The RAFT programme appears to be generalisable across people with RA, as it had broad entry criteria (i.e. any RA patient with notable fatigue severity). Furthermore, with patients in most inflammatory rheumatic diseases reporting fatigue,<sup>121,122</sup> the RAFT programme could be easily extended to include patients from all these conditions, which could more rapidly fill programmes to capacity. This could be done without further costly RCTs, as self-management mechanisms are likely to be similar across inflammatory rheumatic diseases. To date, two of the seven RAFT programme centres are continuing to deliver the RAFT programme as part of clinical practice and have extended it to include patients with other inflammatory rheumatic diseases.

The qualitative evaluation with RAFT programme tutors indicated that they were integrating the RAFT programme skills gained (CB approaches; 'ask don't tell') into their everyday clinical practice to great effect, potentially improving patients' ability to self-manage other aspects of their inflammatory rheumatic disease, such as pain, stiffness or flares of inflammatory activity. This suggests that implementing the RAFT programme and training clinicians in CB approaches could have clinical benefits beyond RAFT programmes. It is increasingly advocated that training multidisciplinary team members in CB or motivational interviewing techniques would enhance communication, collaboration and thus patient adaptation, acceptance and behaviour change, all necessary for self-managing long-term conditions.<sup>123,124</sup> Research evidence on the

success of these techniques by non-psychologists as a way of supporting specific patient groups or specific health problems is now emerging.<sup>30,125</sup> All of these approaches reduce the reliance on traditional didactic information or instruction-giving and consider the 'whole person', including how their beliefs affect symptoms and behaviours. A number of health professional undergraduate programmes and hospital trusts now include short training on these for students and staff, and detailed guidance on the use of some of these open and reflective skills in patient encounters can be found.<sup>124</sup>

The RAFT programme was tested in seven different NHS hospital settings using existing clinicians, some of whom had a degree of prior relevant experiences, such as CB training or group work, whereas others had none at all (unlike other fatigue interventions in which clinical staff had to be experienced in group work in order to deliver the intervention).<sup>99</sup> The RAFT programme could be successfully delivered in terms of scheduling the programmes and managing tutor absence and sickness. However, for implementation within current NHS constraints, training would need to be shortened, as highlighted in the tutors' qualitative data. Other psychological interventions delivered by non-psychologists used training lasting only 1 or 2 days;<sup>99,100</sup> therefore, the RAFT programme training is currently being revised as two short online modules (covering preparatory background reading; access to the RAFT programme manual, videos of a programme and podcasts), followed by a single day of face-to-face group training (applying CB approaches in the RAFT programme, interpreting the daily activity diaries, goal-setting and group management). As these are experienced rheumatology clinicians, only occasional clinical supervision and support was required for the use of CB techniques, and this should be able to be sourced within the local hospital.

## Implications for future research

The first priority should be to address issues of widening accessibility to fatigue support through different delivery routes, including different tutors and different patient populations. Delivery styles of the RAFT programme could be further explored by testing co-delivery by a tutor pair comprising a rheumatology professional and a lay (patient) volunteer, which combines professional knowledge with a patient's expertise of living with the condition, and has been shown to be supportive in the self-management of long-term conditions.<sup>126</sup> To prepare for such research, the allocation of the different RAFT programme roles/topics in a way that would be most appropriate to the skills of either the professional or lay tutors would first need to be agreed, then the RAFT programme training adapted to cover these different needs/roles and any additional support or training needed for lay tutors. The RAFT programme could also be tested in other physical long-term conditions that have a relapsing or remitting nature and fatigue similar to RA (e.g. chronic obstructive pulmonary disease, multiple sclerosis, Parkinson's disease), again, using the principle of tutors with relevant clinical expertise. For those patients who do not wish or are not able to attend group programmes, a brief one-to-one intervention by a rheumatology nurse or OT at the end of routine appointments is currently being piloted, using the core RAFT programme principles of fatigue validation, daily activity diaries and goal-setting.

Building on the exploratory analysis in this RCT, a study could be powered to test for dose response (number and combinations of sessions required), and including an intervention arm that did not receive the week 14 consolidation session would examine the impact and value of that final session. These research proposals would clarify whether or not similar benefit to that seen in this RCT could be achieved with lower cost to the NHS.

The second research priority would be to better understand change in fatigue impact that is meaningful to patients and how this informs cost evaluation. Psychological interventions specifically targeting RA-related fatigue have been identified as an under-researched area, with researchers encouraged to include cost evaluation in future work.<sup>20,127</sup> To better understand the importance of change in fatigue impact, further research could usefully establish the level of change in fatigue impact (BRAF-NRS impact) that is meaningful for patients. There is evidence that the impact of fatigue is particularly problematic in early RA<sup>2</sup> and the current trial population had a mean of 10-year disease duration; therefore, any improvements in fatigue

impact from the RAFT programme may have greater potential for translating into improved quality of life and economic benefit in a more recently diagnosed cohort. Future research also needs to explore whether or not the EQ-5D and other utility measures capture what is important to people with RA,<sup>104</sup> specifically whether or not they capture fatigue, in order to better inform QALYs, on which NICE cost-effectiveness thresholds are based.

The third research priority could be to better understand what happens to research interventions when they are rolled out into clinical practice. Clinical implementation of the RAFT programme in RA, other inflammatory rheumatic diseases or other physical long-term conditions would provide an opportunity to evaluate not only outcome but also tutor fidelity to the RAFT programme content, principles and delivery in clinical practice. This would clarify any changes to the RAFT programme that inevitably occur in clinical practice and afford an opportunity to understand the clinical circumstances in which the intervention can be effective.

A fourth research stream might be to build on the qualitative findings that tutors perceived that their new CB skills fed into changes in their wider clinical practice. Trials could examine if training health-care professionals and multidisciplinary team members in the use of CB approaches in their everyday practice has a beneficial effect on patient outcomes.

## Conclusions

The RAFT programme is a seven-session group intervention to help patients with RA manage their fatigue. It uses CB approaches and is delivered for the first time by usual clinical teams and not psychologists. Patient attendance and satisfaction were high. The RAFT programme demonstrates significant benefits beyond usual care alone on RA-related fatigue impact, living with fatigue and emotional fatigue and these, along with fatigue coping, are sustained over 2 years without further RAFT programme input. No harms were identified. The RCT did not demonstrate that the RAFT programme is likely to be cost-effective at NICE cost-per-QALY thresholds, although the EQ-5D may not be sufficiently responsive to capture changes in fatigue. Although there was no statistically significant difference in costs, the RAFT programme supports the management of a symptom considered important by patients and for which there is a paucity of interventions. In addition, the RAFT programme is low cost and easy to implement. The RAFT programme tutors believe the skills learned through delivery of the RAFT programme have had an impact on their wider clinical practice and approach to supporting self-management in RA.



# Acknowledgements

## The RAFT programme study group

In addition to the listed authors, the RAFT programme study team comprised Richard Cheston (Professor of Mental Health Research, supported training and fidelity monitoring), Paul Creamer and Rod Hughes (Consultant Rheumatologists and local principal investigators throughout), and Bev Knops (Senior OT supported tutor training and supervision).

The authors would like to thank the following people for their collaboration in the trial: Sandra Green, Stuart Webber, Paul Thompson, Nick Viner and Kirsten Mackay (local principal investigators); Frances Robinson (patient research partner); David Carmichael (database and randomisation services, BRTC); the RAFT programme tutors and research nurses in the seven participating hospitals; and the patients for their participation.

## Contributions of authors

**Sarah Hewlett** (Professor of Rheumatology Nursing) was the chief investigator, contributed to trial design, co-designed the intervention and supported the tutor training, led the study team, supervised the conduct of the trial, analysis and reporting, and drafted the report.

**Celia Almeida** (Trial Administrator) contributed to data collection, data entry and validation, and contributed to the writing and editing of the report.

**Nicholas Ambler** (Consultant Clinical Psychologist) co-designed the RAFT programme, delivered and supported tutor training, and contributed to the writing and editing of the report.

**Peter S Blair** (Reader in Medical Statistics) contributed to trial design, supervised the statistical design and analysis, and contributed to the writing and editing of the report.

**Ernest Choy** (Professor and Head of Rheumatology and Translational Research) contributed to trial design, was a local principal investigator in one centre, and contributed to the writing and editing of the report.

**Emma Dures** (Associate Professor in Rheumatology and Self-management) contributed to trial design, supported the tutor training, conducted the qualitative evaluation and led the qualitative analysis, and contributed to the writing and editing of the report.

**Alison Hammond** (Professor in Rheumatology Rehabilitation) contributed to trial design and the qualitative analysis, and contributed to the writing and editing of the report.

**William Hollingworth** (Professor of Health Economics) contributed to trial design, supervised the health economics design and analysis, and contributed to the writing and editing of the report.

**Bryar Kadir** (Research Associate, Medical Statistics) conducted the initial statistical analysis and contributed to the writing and editing of the report.

**John Kirwan** (Emeritus Professor of Rheumatology) contributed to trial design, was a local principal investigator in one centre, contributed to interpretation of findings and to the writing and editing of the report.

**Zoe Plummer** (Trial Co-ordinator) managed the trial on a daily basis, co-ordinated the seven centres, was responsible for research governance, data collection, entry and checking, and contributed to the writing and editing of the report.

**Clive Rooke** (Patient Research Partner) contributed to the patient materials, methods of data collection, supported tutor training and qualitative analysis, and contributed to the writing and editing of the report.

**Joanna Thorn** (Senior Research Associate, Health Economics) conducted the health economics analysis and contributed to the writing and editing of the report.

**Nicholas Turner** (Senior Research Associate, Medical Statistics) conducted the statistical analysis and contributed to the writing and editing of the report.

**Jonathan Pollock** (Associate Professor of Epidemiology) contributed to the trial design, supported the statistical analysis and interpretation, and contributed to the writing and editing of the report.

## Publications

Hewlett S, Ambler N, Almeida C, Blair PS, Choy E, Dures E, *et al.* Protocol for a randomised controlled trial for Reducing Arthritis Fatigue by clinical Teams using cognitive behavioural approaches (RAFT). *BMJ Open* 2015;**5**:e009061.

Dures E, Rooke C, Hammond A, Hewlett S. Training and delivery of a novel fatigue intervention: a qualitative study of rheumatology health-care professionals' experiences [published online ahead of print August 27 2019]. *Rheumatol Adv Pract* 2019.

Hewlett S, Almeida C, Ambler N, Blair PS, Choy E, Dures E, *et al.* Reducing arthritis fatigue impact: two-year randomised controlled trial of cognitive behavioural approaches by rheumatology teams (RAFT). *Ann Rheum Dis* 2019;**78**:465–72.

## Data-sharing statement

All data requests should be submitted to the corresponding author for consideration. Access to available anonymised data may be granted following review by the study team, the National Institute for Health Research and/or regulatory bodies (e.g. ethics committee), as data-sharing approval was not sought from patients during the consent process.

## Patient data

This work uses data provided by patients and collected by the NHS as part of their care and support. Using patient data is vital to improve health and care for everyone. There is huge potential to make better use of information from people's patient records, to understand more about disease, develop new treatments, monitor safety, and plan NHS services. Patient data should be kept safe and secure, to protect everyone's privacy, and it's important that there are safeguards to make sure that it is stored and used responsibly. Everyone should be able to find out about how patient data are used. #datasaveslives You can find out more about the background to this citation here: <https://understandingpatientdata.org.uk/data-citation>.

# References

1. Symmons D, Turner G, Webb R, Asten P, Barrett E, Lunt M, *et al.* The prevalence of rheumatoid arthritis in the United Kingdom. *Rheumatology* 2002;**41**:793–800. <https://doi.org/10.1093/rheumatology/41.7.793>
2. Suurmeijer TP, Waltz M, Moum T, Guillemin F, van Sonderen FL, Briançon S, *et al.* Quality of life profiles in the first years of rheumatoid arthritis: results from the EURIDISS longitudinal study. *Arthritis Rheum* 2001;**45**:111–21. [https://doi.org/10.1002/1529-0131\(200104\)45:2<111::AID-ANR162>3.0.CO;2-E](https://doi.org/10.1002/1529-0131(200104)45:2<111::AID-ANR162>3.0.CO;2-E)
3. Luqmani R, Hennell S, Estrach C, Birrell F, Bosworth A, Davenport G, *et al.* British Society for Rheumatology and British Health Professionals in Rheumatology guideline for the management of rheumatoid arthritis (first 2 years). *Rheumatology* 2006;**45**:1167–9. <https://doi.org/10.1093/rheumatology/kei215a>
4. Luqmani R, Hennell S, Estrach C, Basher D, Birrell F, Bosworth A, *et al.* British Society for Rheumatology and British Health Professionals in Rheumatology guideline for the management of rheumatoid arthritis (after the first two years). *Rheumatology* 2009;**48**:436–9. <https://doi.org/10.1093/rheumatology/ken450a>
5. Hewlett S, Carr M, Ryan S, Kirwan J, Richards P, Carr A, Hughes R. Outcomes generated by patients with rheumatoid arthritis: how important are they? *Musculoskeletal Care* 2005;**3**:131–42. <https://doi.org/10.1002/msc.3>
6. van Hoogmoed D, Fransen J, Bleijenberg G, van Riel P. Physical and psychosocial correlates of severe fatigue in rheumatoid arthritis. *Rheumatology* 2010;**49**:1294–302. <https://doi.org/10.1093/rheumatology/keq043>
7. Wolfe F, Hawley DJ, Wilson K. The prevalence and meaning of fatigue in rheumatic disease. *J Rheumatol* 1996;**23**:1407–17.
8. Repping-Wuts H, Uitterhoeve R, van Riel P, van Achterberg T. Fatigue as experienced by patients with rheumatoid arthritis (RA): a qualitative study. *Int J Nurs Stud* 2008;**45**:995–1002. <https://doi.org/10.1016/j.ijnurstu.2007.06.007>
9. Hewlett S, Cockshott Z, Byron M, Kitchen K, Tipler S, Pope D, Hehir M. Patients' perceptions of fatigue in rheumatoid arthritis: overwhelming, uncontrollable, ignored. *Arthritis Rheum* 2005;**53**:697–702. <https://doi.org/10.1002/art.21450>
10. Rupp I, Boshuizen HC, Jacobi CE, Dinant HJ, van den Bos GA. Impact of fatigue on health-related quality of life in rheumatoid arthritis. *Arthritis Rheum* 2004;**51**:578–85. <https://doi.org/10.1002/art.20539>
11. Minnock P, Ringnér A, Bresnihan B, Veale D, FitzGerald O, McKee G. Perceptions of the cause, impact and management of persistent fatigue in patients with rheumatoid arthritis following tumour necrosis factor inhibition therapy. *Musculoskeletal Care* 2017;**15**:23–35. <https://doi.org/10.1002/msc.1136>
12. Lacaille D, White MA, Backman CL, Gignac MA. Problems faced at work due to inflammatory arthritis: new insights gained from understanding patients' perspective. *Arthritis Rheum* 2007;**57**:1269–79. <https://doi.org/10.1002/art.23002>
13. Young A, Dixey J, Kulinskaya E, Cox N, Davies P, Devlin J, *et al.* Which patients stop working because of rheumatoid arthritis? *Ann Rheum Dis* 2002;**61**:335–40. <https://doi.org/10.1136/ard.61.4.335>

14. Lundkvist J, Kastäng F, Kobelt G. The burden of rheumatoid arthritis and access to treatment: health burden and costs. *Eur J Health Econ* 2008;**8**(Suppl. 2):49–60. <https://doi.org/10.1007/s10198-007-0088-8>
15. Kirwan JR, Minnock P, Adebajo A, Bresnihan B, Choy E, de Wit M, *et al.* Patient perspective workshop: fatigue as a recommended patient-centred outcome measure in rheumatoid arthritis. *J Rheumatol* 2007;**34**:1174–7.
16. Almeida C, Choy EH, Hewlett S, Kirwan JR, Cramp F, Chalder T, *et al.* Biologic interventions for fatigue in rheumatoid arthritis. *Cochrane Database Syst Rev* 2016;**6**:CD008334. <https://doi.org/10.1002/14651858.CD008334.pub2>
17. Druce KL, Bhattacharya Y, Jones GT, Macfarlane GJ, Basu N. Most patients who reach disease remission following anti-TNF therapy continue to report fatigue: results from the British Society for Rheumatology Biologics Register for Rheumatoid Arthritis. *Rheumatology* 2016;**55**:1786–90. <https://doi.org/10.1093/rheumatology/kew241>
18. Nikolaus S, Bode C, Taal E, van de Laar MA. Fatigue and factors related to fatigue in rheumatoid arthritis: a systematic review. *Arthritis Care Res* 2013;**65**:1128–46. <https://doi.org/10.1002/acr.21949>
19. Hewlett S, Chalder T, Choy E, Cramp F, Davis B, Dures E, *et al.* Fatigue in rheumatoid arthritis: time for a conceptual model. *Rheumatology* 2011;**50**:1004–6. <https://doi.org/10.1093/rheumatology/keq282>
20. Cramp F, Hewlett S, Almeida C, Kirwan JR, Choy EH, Chalder T, *et al.* Non-pharmacological interventions for fatigue in rheumatoid arthritis. *Cochrane Database Syst Rev* 2013;**8**:CD008322. <https://doi.org/10.1002/14651858.CD008322.pub2>
21. Sage N, Sowden M, Chorlton E, Edeleanu A. What is the Cognitive Behavioural Approach? In Sage N, Sowden M, Chorlton E, Edeleanu A, editors. *Cognitive Behaviour Therapy for Chronic Illness and Palliative Care*. Chichester: Wiley; 2008. pp. 3–9.
22. Riemsma RP, Kirwan JR, Taal E, Rasker HJJ. Patient education for adults with rheumatoid arthritis. *Cochrane Database Syst Rev* 2003;**2**:CD003688. <https://doi.org/10.1002/14651858.CD003688>
23. van Kessel K, Moss-Morris R, Willoughby E, Chalder T, Johnson MH, Robinson E. A randomized controlled trial of cognitive behavior therapy for multiple sclerosis fatigue. *Psychosom Med* 2008;**70**:205–13. <https://doi.org/10.1097/PSY.0b013e3181643065>
24. O'Dowd H, Gladwell P, Rogers CA, Hollinghurst S, Gregory A. Cognitive behavioural therapy in chronic fatigue syndrome: a randomised controlled trial of an outpatient group programme. *Health Technol Assess* 2006;**10**(37). <https://doi.org/10.3310/hta10370>
25. Bandura A. Self-efficacy: toward a unifying theory of behavioral change. *Psychol Rev* 1977;**84**:191–215. <https://doi.org/10.1037/0033-295X.84.2.191>
26. Lorig KR, Holman H. Self-management education: history, definition, outcomes, and mechanisms. *Ann Behav Med* 2003;**26**:1–7. [https://doi.org/10.1207/S15324796ABM2601\\_01](https://doi.org/10.1207/S15324796ABM2601_01)
27. Iversen MD, Hammond A, Betteridge N. Self-management of rheumatic diseases: state of the art and future perspectives. *Ann Rheum Dis* 2010;**69**:955–63. <https://doi.org/10.1136/ard.2010.129270>
28. Evers AW, Kraaijmaat FW, van Riel PL, de Jong AJ. Tailored cognitive-behavioral therapy in early rheumatoid arthritis for patients at risk: a randomized controlled trial. *Pain* 2002;**100**:141–53. [https://doi.org/10.1016/S0304-3959\(02\)00274-9](https://doi.org/10.1016/S0304-3959(02)00274-9)
29. Riemsma RP, Taal E, Rasker JJ. Group education for patients with rheumatoid arthritis and their partners. *Arthritis Rheum* 2003;**49**:556–66. <https://doi.org/10.1002/art.11207>

30. Hammond A, Bryan J, Hardy A. Effects of a modular behavioural arthritis education programme: a pragmatic parallel-group randomized controlled trial. *Rheumatology* 2008;**47**:1712–18. <https://doi.org/10.1093/rheumatology/ken380>
31. Hewlett S, Ambler N, Almeida C, Cliss A, Hammond A, Kitchen K, *et al.* Self-management of fatigue in rheumatoid arthritis: a randomised controlled trial of group cognitive-behavioural therapy. *Ann Rheum Dis* 2011;**70**:1060–7. <https://doi.org/10.1136/ard.2010.144691>
32. Dures E, Kitchen K, Almeida C, Ambler N, Cliss A, Hammond A, *et al.* ‘They didn’t tell us, they made us work it out ourselves’: patient perspectives of a cognitive-behavioral programme for rheumatoid arthritis fatigue. *Arthritis Care Res* 2012;**64**:494–501. <https://doi.org/10.1002/acr.21562>
33. Dures E, Almeida C, Caesley J, Peterson A, Ambler N, Morris M, *et al.* A survey of psychological support provision for people with inflammatory arthritis in secondary care in England. *Musculoskeletal Care* 2014;**12**:173–81. <https://doi.org/10.1002/msc.1071>
34. Department of Health and Social Care. *Supporting People with Long Term Conditions to Self Care*. London: Department of Health and Social Care; 2006. URL: [https://webarchive.nationalarchives.gov.uk/20060320134238/http://www.dh.gov.uk/PublicationsAndStatistics/Publications/PublicationsPolicyAndGuidance/PublicationsPolicyAndGuidanceArticle/fs/en?CONTENT\\_ID=4130725&chk=o9VokD](https://webarchive.nationalarchives.gov.uk/20060320134238/http://www.dh.gov.uk/PublicationsAndStatistics/Publications/PublicationsPolicyAndGuidance/PublicationsPolicyAndGuidanceArticle/fs/en?CONTENT_ID=4130725&chk=o9VokD) (accessed 10 April 2019).
35. National Institute for Health and Care Excellence. *Rheumatoid Arthritis in Adults: Management*. Manchester: National Institute for Health and Care Excellence; 2009. URL: [www.nice.org.uk/CG79](http://www.nice.org.uk/CG79) (accessed 11 May 2018).
36. Department of Health and Social Care. *Improving Access to Psychological Therapies Implementation Plan*. London: Department of Health and Social Care; 2008. URL: [https://webarchive.nationalarchives.gov.uk/20130124042312/http://www.dh.gov.uk/prod\\_consum\\_dh/groups/dh\\_digitalassets/@dh/@en/documents/digitalasset/dh\\_083168.pdf](https://webarchive.nationalarchives.gov.uk/20130124042312/http://www.dh.gov.uk/prod_consum_dh/groups/dh_digitalassets/@dh/@en/documents/digitalasset/dh_083168.pdf) (accessed 10 April 2019).
37. Medical Research Council. *Developing and Evaluating Complex Interventions: New Guidance*. London: Medical Research Council; 2008. URL: [www.mrc.ac.uk/documents/pdf/developing-and-evaluating-complex-interventions/](http://www.mrc.ac.uk/documents/pdf/developing-and-evaluating-complex-interventions/) (accessed 8 June 2015).
38. Michie S, Abraham C, Whittington C, McAteer J, Gupta S. Effective techniques in healthy eating and physical activity interventions: a meta-regression. *Health Psychol* 2009;**28**:690–701. <https://doi.org/10.1037/a0016136>
39. Otto M. Stories and metaphors in cognitive-behavior therapy. *Cogn Behav Pract* 2000;**7**:166–72. [https://doi.org/10.1016/S1077-7229\(00\)80027-9](https://doi.org/10.1016/S1077-7229(00)80027-9)
40. Hewlett S, Ambler N, Almeida C, Blair PS, Choy E, Dures E, *et al.* Protocol for a randomised controlled trial for Reducing Arthritis Fatigue by clinical Teams (RAFT) using cognitive-behavioural approaches. *BMJ Open* 2015;**5**:e009061. <https://doi.org/10.1136/bmjopen-2015-009061>
41. Dures E, Ambler N, Fletcher D, Pope D, Robinson F, Rooke R, *et al.* Why do we need to pilot interventions? Essential refinements identified during pilots of a fatigue intervention. *Rheumatology* 2012;**51**(S3):iii167–8.
42. Arnett FC, Edworthy SM, Bloch DA, McShane DJ, Fries JF, Cooper NS, *et al.* The ARA 1987 revised criteria for the classification of RA. *Arthritis Rheum* 1988;**31**:315–24. <https://doi.org/10.1002/art.1780310302>
43. Nicklin J, Cramp F, Kirwan J, Greenwood R, Urban M, Hewlett S. Measuring fatigue in RA: a cross-sectional study to evaluate the BRAF Multi-Dimensional Questionnaire, VAS and NRS. *Arthritis Care Res* 2010;**62**:1559–68. <https://doi.org/10.1002/acr.20282>

44. Dures EK, Hewlett SE, Cramp FA, Greenwood R, Nicklin JK, Urban M, Kirwan JR. Reliability and sensitivity to change of the Bristol Rheumatoid Arthritis Fatigue scales. *Rheumatology* 2013;**52**:1832–9. <https://doi.org/10.1093/rheumatology/ket218>
45. Arthritis Research UK. *Self-Help and Daily Living: Fatigue and Arthritis*. Chesterfield: Arthritis Research UK; 2011. URL: [www.arthritisresearchuk.org/~media/Files/Arthritis-information/Living-with-arthritis/2269-Fatigue-and-Arthritis-inc-exercise-book.ashx](http://www.arthritisresearchuk.org/~media/Files/Arthritis-information/Living-with-arthritis/2269-Fatigue-and-Arthritis-inc-exercise-book.ashx) (accessed 11 May 2018).
46. Zigmond AS, Snaith RP. The hospital anxiety and depression scale. *Acta Psychiatr Scand* 1983;**67**:361–70. <https://doi.org/10.1111/j.1600-0447.1983.tb09716.x>
47. Pincus T, Summey JA, Soraci SA, Wallston KA, Hummon NP. Assessment of patient satisfaction in activities of daily living using a modified Stanford Health Assessment Questionnaire. *Arthritis Rheum* 1983;**26**:1346–53. <https://doi.org/10.1002/art.1780261107>
48. Meenan RF, Gertman PM, Mason JH. Measuring health status in arthritis. The arthritis impact measurement scales. *Arthritis Rheum* 1980;**23**:146–52. <https://doi.org/10.1002/art.1780230203>
49. Buysse DJ, Reynolds CF III, Monk TH, Berman SR, Kupfer DJ. The Pittsburgh Sleep Quality Index. *Psychiatry Res* 1989;**28**:193–213. [https://doi.org/10.1016/0165-1781\(89\)90047-4](https://doi.org/10.1016/0165-1781(89)90047-4)
50. Katz PP, Morris A, Yelin EH. Prevalence and predictors of disability in valued life activities among individuals with rheumatoid arthritis. *Ann Rheum Dis* 2006;**65**:763–9. <https://doi.org/10.1136/ard.2005.044677>
51. Felson DT, Anderson JJ, Boers M, Bombardier C, Chernoff M, Fried B et al. The American College of Rheumatology preliminary core set of disease activity measures for RA clinical trials. *Arthritis Rheum* 1993;**36**:729–40. <https://doi.org/10.1002/art.1780360601>
52. van der Heijde DM, van't Hof M, van Riel PL, van de Putte LB. Development of a disease activity score based on judgment in clinical practice by rheumatologists. *J Rheumatol* 1993;**20**:579–81.
53. Choy EH, Khoshaba B, Cooper D, MacGregor A, Scott DL. Development and validation of a patient-based disease activity score in rheumatoid arthritis that can be used in clinical trials and routine practice. *Arthritis Rheum* 2008;**59**:192–9. <https://doi.org/10.1002/art.23342>
54. Choy E, Leung AMH. Simplified Patient-Derived Disease Activity Score (SPDAS2): a simplified version without early morning stiffness. *Ann Rheum Dis* 2016;**75**:209. <https://doi.org/10.1136/annrheumdis-2016-eular.1443>
55. Stein MJ, Wallston KA, Nicassio PM. Factor structure of the Arthritis Helplessness Index. *J Rheumatol* 1988;**15**:427–32.
56. Hewlett S, Cockshott Z, Kirwan J, Barrett J, Stamp J, Haslock I. Development and validation of a self-efficacy scale for use in British patients with rheumatoid arthritis (RASE). *Rheumatology* 2001;**40**:1221–30. <https://doi.org/10.1093/rheumatology/40.11.1221>
57. Vierron E, Giraudeau B. Design effect in multicenter studies: gain or loss of power? *BMC Med Res Methodol* 2009;**9**:39. <https://doi.org/10.1186/1471-2288-9-39top>
58. Vierron E, Giraudeau B. Sample size calculation for multicenter randomized trial: taking the center effect into account. *Contemp Clin Trials* 2007;**28**:451–8. <https://doi.org/10.1016/j.cct.2006.11.003>
59. Lamb SE, Hansen Z, Lall R, Castelnuovo E, Withers EJ, Nichols V, et al. Group cognitive behavioural treatment for low-back pain in primary care: a randomised controlled trial and cost-effectiveness analysis. *Lancet* 2010;**375**:916–23. [https://doi.org/10.1016/S0140-6736\(09\)62164-4](https://doi.org/10.1016/S0140-6736(09)62164-4)
60. CONSORT. *CONSORT Statement, Checklist and Flowchart*. URL: [www.consort-statement.org](http://www.consort-statement.org) (accessed 10 April 2018).



61. Connell AM. Employing complier average causal effect analytic methods to examine effects of randomized encouragement trials. *Am J Drug Alcohol Abuse* 2009;**35**:253–9. <https://doi.org/10.1080/00952990903005882>
62. Sloan JA, Cella D, Hayes RD. Clinical significance of patient reported questionnaire data: another step towards consensus. *J Clin Epidemiol* 2005;**58**:1217–19. <https://doi.org/10.1016/j.jclinepi.2005.07.009>
63. Khanna D, Pope J, Khanna PP, Maloney M, Samedi N, Norrie D, et al. The minimally important difference for the fatigue VAS in patients with rheumatoid arthritis followed in an academic clinical practice. *J Rheumatol* 2008;**35**:2339–43. <https://doi.org/10.3899/jrheum.080375>
64. Dunn G, Bental R. Modelling treatment-effect heterogeneity in randomized controlled trials of complex interventions (psychological treatments). *Stat Med* 2007;**26**:4719–45. <https://doi.org/10.1002/sim.2891>
65. Hewlett S, Almeida C, Ambler N, Blair PS, Choy E, Dures E, et al. Reducing arthritis fatigue impact: two-year randomised controlled trial of cognitive behavioural approaches by rheumatology teams (RAFT). *Ann Rheum Dis* 2019;**78**:465–72. <https://doi.org/10.1136/annrheumdis-2018-214469>
66. National Institute for Health and Care Excellence. *Guide to the Methods of Technology Appraisal*. Manchester: National Institute for Health and Care Excellence; 2013. URL: [www.nice.org.uk/process/pmg9/chapter/the-reference-case](http://www.nice.org.uk/process/pmg9/chapter/the-reference-case) (accessed 17 May 2018).
67. Herdman M, Gudex C, Lloyd A, Janssen M, Kind P, Parkin D, et al. Development and preliminary testing of the new five-level version of EQ-5D (EQ-5D-5L). *Qual Life Res* 2011;**20**:1727–36. <https://doi.org/10.1007/s11136-011-9903-x>
68. National Institute for Health and Care Excellence. *Position Statement on Use of the EQ-5D-5L Valuation Set*. Manchester: National Institute for Health and Care Excellence; 2017. URL: [www.nice.org.uk/Media/Default/About/what-we-do/NICE-guidance/NICE-technology-appraisal-guidance/eq5d5l\\_nice\\_position\\_statement.pdf](http://www.nice.org.uk/Media/Default/About/what-we-do/NICE-guidance/NICE-technology-appraisal-guidance/eq5d5l_nice_position_statement.pdf) (accessed 11 May 2018).
69. van Hout B, Janssen MF, Feng YS, Kohlmann T, Busschbach J, Golicki D, et al. Interim scoring for the EQ-5D-5L: mapping the EQ-5D-5L to EQ-5D-3L value sets. *Value Health* 2012;**15**:708–15. <https://doi.org/10.1016/j.jval.2012.02.008>
70. Reilly MC, Zbrozek AS, Dukes EM. The validity and reproducibility of a work productivity and activity impairment instrument. *PharmacoEconomics* 1993;**4**:353–65. <https://doi.org/10.2165/00019053-199304050-00006>
71. Curtis L, Burns A. *Unit Costs of Health and Social Care 2016*. 2016. URL: [www.pssru.ac.uk/project-pages/unit-costs/unit-costs-2016/](http://www.pssru.ac.uk/project-pages/unit-costs/unit-costs-2016/) (accessed 17 May 2018).
72. NHS Digital. *Prescription Cost Analysis, England, 2016*. Leeds: NHS Digital; 2017. URL: <https://digital.nhs.uk/catalogue/PUB23631> (accessed 11 May 2018).
73. Department of Health and Social Care. *NHS Reference Costs 2015 to 2016*. London: Department of Health and Social Care; 2016. URL: [www.gov.uk/government/publications/nhs-reference-costs-2015-to-2016](http://www.gov.uk/government/publications/nhs-reference-costs-2015-to-2016) (accessed 8 June 2017).
74. Office for National Statistics. *Annual Survey of Hours and Earnings: 2016 Provisional Results*. Newport: Office for National Statistics; 2016. URL: [www.ons.gov.uk/employmentandlabourmarket/peopleinwork/earningsandworkinghours/bulletins/annualsurveyofhoursandearnings/2016provisionalresults](http://www.ons.gov.uk/employmentandlabourmarket/peopleinwork/earningsandworkinghours/bulletins/annualsurveyofhoursandearnings/2016provisionalresults) (accessed 8 June 2017).
75. UK Care Guide. *Paying for Home Care Costs in 2019 – Your Ultimate Guide*. Stockport: UK Care Guide. URL: <https://ukcareguide.co.uk/home-care-costs/> (accessed 1 April 2019).

76. GOV.UK. National Minimum Wage and National Living Wage Rates. URL: [www.gov.uk/national-minimum-wage-rates](http://www.gov.uk/national-minimum-wage-rates)
77. NHS. *Chiropractic*. URL: [www.nhs.uk/conditions/chiropractic/](http://www.nhs.uk/conditions/chiropractic/) (accessed 1 April 2019).
78. Manca A, Hawkins N, Sculpher MJ. Estimating mean QALYs in trial-based cost-effectiveness analysis: the importance of controlling for baseline utility. *Health Econ* 2005;**14**:487–96. <https://doi.org/10.1002/hec.944>
79. Löthgren M, Zethraeus N. Definition, interpretation and calculation of cost-effectiveness acceptability curves. *Health Econ* 2000;**9**:623–30. [https://doi.org/10.1002/1099-1050\(200010\)9:7<623::AID-HEC539>3.0.CO;2-V](https://doi.org/10.1002/1099-1050(200010)9:7<623::AID-HEC539>3.0.CO;2-V)
80. Dures E, Rooke C, Hammond A, Hewlett S. Training and delivery of a novel fatigue intervention: a qualitative study of rheumatology health-care professionals' experiences [published online ahead of print August 27 2019]. *Rheumatol Adv Pract* 2019. <https://doi.org/10.1093/rap/rkz032>
81. Craig P, Dieppe P, Macintyre S, Michie S, Nazareth I, Petticrew M, Medical Research Council Guidance. Developing and evaluating complex interventions: the new Medical Research Council guidance. *BMJ* 2008;**337**:a1655. <https://doi.org/10.1136/bmj.a1655>
82. Moore GF, Audrey S, Barker M, Bond L, Bonell C, Hardeman W, et al. Process evaluation of complex interventions: Medical Research Council guidance. *BMJ* 2015;**350**:h1258. <https://doi.org/10.1136/bmj.h1258>
83. Wilkinson S. Focus group methodology: a review. *Int J Soc Res Methodol* 1998;**1**:181–203. <https://doi.org/10.1080/13645579.1998.10846874>
84. Ritchie J, Lewis J. *Qualitative Research Practice: A Guide for Social Science Students and Researchers*. London: Sage; 2003.
85. Braun V, Clarke V. Using thematic analysis in psychology. *Qual Res Psychol* 2006;**3**:77–101. <https://doi.org/10.1191/1478088706qp063oa>
86. Hayes N. *Doing Psychological Research: Gathering and Analysing Data*. Buckingham: Open University Press; 2000.
87. Fereday J, Muir-Cochrane E. Demonstrating rigor using thematic analysis: a hybrid approach of inductive and deductive coding and theme development. *Int J Qual Methods* 2006;**5**:80–92. <https://doi.org/10.1177/160940690600500107>
88. Hart RI, Ng WF, Newton JL, Hackett KL, Lee RP, Thompson B. What impact does written information about fatigue have on patients with autoimmune rheumatic diseases? Findings from a qualitative study. *Musculoskeletal Care* 2017;**15**:230–7. <https://doi.org/10.1002/msc.1164>
89. Superio-Cabuslay E, Ward MM, Lorig KR. Patient education interventions in osteoarthritis and rheumatoid arthritis: a meta-analytic comparison with nonsteroidal anti-inflammatory drug treatment. *Arthritis Care Res* 1996;**9**:292–301. [https://doi.org/10.1002/1529-0131\(199608\)9:4<292::AID-ANR1790090414>3.0.CO;2-4](https://doi.org/10.1002/1529-0131(199608)9:4<292::AID-ANR1790090414>3.0.CO;2-4)
90. Wells G, Li T, Maxwell L, MacLean R, Tugwell P. Determining the minimal clinically important differences in activity, fatigue, and sleep quality in patients with rheumatoid arthritis. *J Rheumatol* 2007;**34**:280–9.
91. Pouchot J, Kherani RB, Brant R, Lacaille D, Lehman AJ, Ensworth S, et al. Determination of the minimal clinically important difference for seven fatigue measures in rheumatoid arthritis. *J Clin Epidemiol* 2008;**61**:705–13. <https://doi.org/10.1016/j.jclinepi.2007.08.016>
92. Learmonth YC, Dlugonski D, Pilutti LA, Sandroff BM, Klaren R, Motl RW. Psychometric properties of the Fatigue Severity Scale and the Modified Fatigue Impact Scale. *J Neurol Sci* 2013;**331**:102–7. <https://doi.org/10.1016/j.jns.2013.05.023>



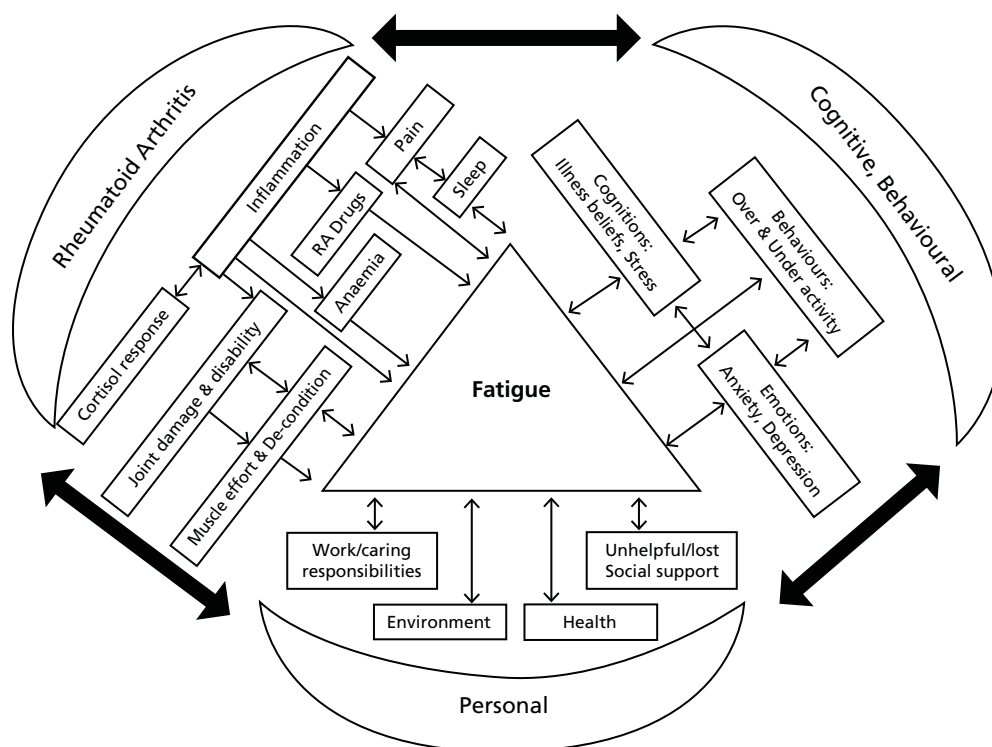
93. Kos D, Duportail M, D'hooghe M, Nagels G, Kerckhofs E. Multidisciplinary fatigue management programme in multiple sclerosis: a randomized clinical trial. *Mult Scler* 2007;**13**:996–1003. <https://doi.org/10.1177/1352458507078392>
94. van Steenberg HW, Tsonaka R, Huizinga TW, Boonen A, van der Helm-van Mil AH. Fatigue in rheumatoid arthritis; a persistent problem: a large longitudinal study. *RMD Open* 2015;**1**:e000041. <https://doi.org/10.1136/rmdopen-2014-000041>
95. Druce KL, Jones GT, Macfarlane GJ, Verstappen SM, Basu N. The longitudinal course of fatigue in rheumatoid arthritis: results from the Norfolk Arthritis Register. *J Rheumatol* 2015;**42**:2059–65. <https://doi.org/10.3899/jrheum.141498>
96. Hewlett S, Smith AP, Kirwan JR. Measuring the meaning of disability in rheumatoid arthritis: the Personal Impact Health Assessment Questionnaire (PI HAQ). *Ann Rheum Dis* 2002;**61**:986–93. <https://doi.org/10.1136/ard.61.11.986>
97. Seror R, Tubach F, Baron G, Guillemin F, Ravaud P. Measure of function in rheumatoid arthritis: individualised or classical scales? *Ann Rheum Dis* 2010;**69**:97–101. <https://doi.org/10.1136/ard.2008.102137>
98. Sanderson TC, Hewlett SE, Flurey C, Dures E, Richards P, Kirwan JR. The impact triad (severity, importance, self-management) as a method of enhancing measurement of personal life impact of rheumatic diseases. *J Rheumatol* 2011;**38**:191–4. <https://doi.org/10.3899/jrheum.100700>
99. Thomas S, Thomas PW, Kersten P, Jones R, Green C, Nock A, et al. A pragmatic parallel arm multi-centre randomised controlled trial to assess the effectiveness and cost-effectiveness of a group-based fatigue management programme (FACETS) for people with multiple sclerosis. *J Neurol Neurosurg Psychiatry* 2013;**84**:1092–9. <https://doi.org/10.1136/jnnp-2012-303816>
100. Ekers D, Murphy R, Archer J, Ebenezer C, Kemp D, Gilbody S. Nurse-delivered collaborative care for depression and long-term physical conditions: a systematic review and meta-analysis. *J Affect Disord* 2013;**149**:14–22. <https://doi.org/10.1016/j.jad.2013.02.032>
101. Alam R, Sturt J, Lall R, Winkley K. An updated meta-analysis to assess the effectiveness of psychological interventions delivered by psychological specialists and generalist clinicians on glycaemic control and on psychological status. *Patient Educ Couns* 2009;**75**:25–36. <https://doi.org/10.1016/j.pec.2008.08.026>
102. Devlin NJ, Shah KK, Feng Y, Mulhern B, van Hout B. Valuing health-related quality of life: An EQ-5D-5L value set for England. *Health Econ* 2018;**27**:7–22. <https://doi.org/10.1002/hec.3564>
103. Gossec L, Dougados M, Rinccheval N, Balanescu A, Boumpas DT, Canadello S, et al. Elaboration of the preliminary Rheumatoid Arthritis Impact of Disease (RAID) score: a EULAR initiative. *Ann Rheum Dis* 2009;**68**:1680–5. <https://doi.org/10.1136/ard.2008.100271>
104. Trenaman L, Boonen A, Guillemin F, Hilgsmann M, Hoens A, Marra C, et al. OMERACT Quality-adjusted Life-years (QALY) Working Group: do current QALY measures capture what matters to patients? *J Rheumatol* 2017;**44**:1899–903. <https://doi.org/10.3899/jrheum.161112>
105. Linde L, Sørensen J, Ostergaard M, Hørslev-Petersen K, Hetland ML. Health-related quality of life: validity, reliability, and responsiveness of SF-36, 15D, EQ-5D [corrected] RAQoL, and HAQ in patients with rheumatoid arthritis. *J Rheumatol* 2008;**35**:1528–37.
106. Marra CA, Marion SA, Guh DP, Najafzadeh M, Wolfe F, Esdaile JM, et al. Not all 'quality-adjusted life years' are equal. *J Clin Epidemiol* 2007;**60**:616–24. <https://doi.org/10.1016/j.jclinepi.2006.09.006>
107. Marra CA, Rashidi AA, Guh D, Kopec JA, Abrahamowicz M, Esdaile JM, et al. Are indirect utility measures reliable and responsive in rheumatoid arthritis patients? *Qual Life Res* 2005;**14**:1333–44. <https://doi.org/10.1007/s11136-004-6012-0>

108. Vos-Vromans D, Evers S, Huijnen I, Köke A, Hitters M, Rijnders N, *et al.* Economic evaluation of multidisciplinary rehabilitation treatment versus cognitive behavioural therapy for patients with chronic fatigue syndrome: a randomized controlled trial. *PLOS ONE* 2017;**12**:e0177260. <https://doi.org/10.1371/journal.pone.0177260>
109. Sokka T, Kautiainen H, Pincus T, Verstappen SM, Aggarwal A, Alten R, *et al.* Work disability remains a major problem in rheumatoid arthritis in the 2000s: data from 32 countries in the QUEST-RA study. *Arthritis Res Ther* 2010;**12**:R42. <https://doi.org/10.1186/ar2951>
110. Sossong B, Felder S, Wolff M, Krüger K. Evaluating the consequences of rheumatoid arthritis. *Eur J Health Econ* 2017;**18**:685–96. <https://doi.org/10.1007/s10198-016-0818-x>
111. Brazier J, Akehurst R, Brennan A, Dolan P, Claxton K, McCabe C, *et al.* Should patients have a greater role in valuing health states? *Appl Health Econ Health Policy* 2005;**4**:201–8. <https://doi.org/10.2165/00148365-200504040-00002>
112. McCormack RC, O'Shea F, Doran M, Connolly D. Impact of a fatigue management in work programme on meeting work demands of individuals with rheumatic diseases: a pilot study. *Musculoskeletal Care* 2018;**16**:398–404. <https://doi.org/10.1002/msc.1237>
113. Baile WF, Blatner A. Teaching communication skills: using action methods to enhance role-play in problem-based learning. *Simul Healthc* 2014;**9**:220–7. <https://doi.org/10.1097/SIH.0000000000000019>
114. Heaven C, Clegg J, Maguire P. Transfer of communication skills training from workshop to workplace: the impact of clinical supervision. *Patient Educ Couns* 2006;**60**:313–25. <https://doi.org/10.1016/j.pec.2005.08.008>
115. Dures E, Hewlett S, Ambler N, Jenkins R, Clarke J, Gooberman-Hill R. Rheumatology clinicians' experiences of brief training and implementation of skills to support patient self-management. *BMC Musculoskelet Disord* 2014;**15**:108. <https://doi.org/10.1186/1471-2474-15-108>
116. Clark JE, Aitken S, Watson N, McVey J, Helbert J, Wraith A, *et al.* Training oncology and palliative care clinical nurse specialists in psychological skills: evaluation of a pilot study. *Palliat Support Care* 2015;**13**:537–42. <https://doi.org/10.1017/S1478951513000163>
117. Carroll C, Patterson M, Wood S, Booth A, Rick J, Balain S. A conceptual framework for implementation fidelity. *Implement Sci* 2007;**2**:40. <https://doi.org/10.1186/1748-5908-2-40>
118. Graves H, Garrett C, Amiel SA, Ismail K, Winkley K. Psychological skills training to support diabetes self-management: qualitative assessment of nurses' experiences. *Prim Care Diabetes* 2016;**10**:376–82. <https://doi.org/10.1016/j.pcd.2016.03.001>
119. Turner KM, Winder R, Campbell JL, Richards DA, Gandhi M, Dickens CM, Richards S. Patients' and nurses' views on providing psychological support within cardiac rehabilitation programmes: a qualitative study. *BMJ Open* 2017;**7**:e017510. <https://doi.org/10.1136/bmjopen-2017-017510>
120. Medicines, Diagnostics and Personalised Medicine Policy Team, National Medical Directorate, NHS England. *Commissioning Framework for Biological Medicines (Including Biosimilar Medicines)*. 2017. URL: [www.england.nhs.uk/wp-content/uploads/2017/09/biosimilar-medicines-commissioning-framework.pdf](http://www.england.nhs.uk/wp-content/uploads/2017/09/biosimilar-medicines-commissioning-framework.pdf) (accessed 16 May 2018).
121. Gudu T, Etcheto A, de Wit M, Heiberg T, Maccarone M, Balanescu A, *et al.* Fatigue in psoriatic arthritis – a cross-sectional study of 246 patients from 13 countries. *Joint Bone Spine* 2016;**83**:439–43. <https://doi.org/10.1016/j.jbspin.2015.07.017>
122. Tench CM, McCurdie I, White PD, D'Cruz DP. The prevalence and associations of fatigue in systemic lupus erythematosus. *Rheumatology* 2000;**39**:1249–54. <https://doi.org/10.1093/rheumatology/39.11.1249>

123. Dures E, Hewlett S. Perspectives on cognitive behavioural approaches to management of patients with rheumatic diseases. *Nat Rheumatol Rev* 2012;**8**:553–9. <https://doi.org/10.1038/nrrheum.2012.108>
124. O’Sullivan PB, Caneiro JP, O’Keeffe M, Smith A, Dankaerts W, Fersum K, O’Sullivan K. Cognitive functional therapy: an integrated behavioral approach for the targeted management of disabling low back pain. *Phys Ther* 2018;**98**:408–23. <https://doi.org/10.1093/ptj/pzy022>
125. Hurley MV, Walsh NE, Mitchell H, Nicholas J, Patel A. Long-term outcomes and costs of an integrated rehabilitation program for chronic knee pain: a pragmatic, cluster randomized, controlled trial. *Arthritis Care Res* 2012;**64**:238–47. <https://doi.org/10.1002/acr.20642>
126. Turner A, Anderson JK, Wallace LM, Bourne C. An evaluation of a self-management program for patients with long-term conditions. *Patient Educ Couns* 2015;**98**:213–19. <https://doi.org/10.1016/j.pec.2014.08.022>
127. Prothero L, Barley E, Galloway J, Georgopoulou S, Sturt J. The evidence base for psychological interventions for rheumatoid arthritis: a systematic review of reviews. *Int J Nurs Stud* 2018;**82**:20–9. <https://doi.org/10.1016/j.ijnurstu.2018.03.008>



## Appendix 1 Conceptual model of rheumatoid arthritis fatigue



**FIGURE 5** Conceptual model of RA fatigue. Reproduced from Hewlett S, Chalder T, Choy E, Cramp F, Davis B, Dures E, *et al.*, Fatigue in rheumatoid arthritis: time for a conceptual model, *Rheumatology* (Oxford), 2011, Volume 50, Issue 6, pp. 1004–6, by permission of Oxford University Press.<sup>19</sup>



## Appendix 2 Session content of the RAFT programme

First hour	Supporting materials	Second hour
<b>Week 1</b>		
Programme purpose and expectations		Energy management:
Ground rules:		<ul style="list-style-type: none"> <li>• Boom-and-bust behaviour</li> <li>• Rewards/pitfalls of this</li> <li>• Prioritise, pace, plan</li> <li>• Choice is possible</li> </ul>
<ul style="list-style-type: none"> <li>• Commitment, confidentiality, homework</li> </ul>		
Validating fatigue:	H: setting our course (groups' ideas)	
<ul style="list-style-type: none"> <li>• Share and discuss fatigue experiences (difference from flare)</li> </ul>		H: achieving balance
Self-management strategies, struggles and difficulty of changing habits		H: activity cycling
		T: activity/rest diaries
<b>Week 2</b>		
What are your priorities for change that would increase QoL?	T: wheel of life (priority areas)	Goal-setting (two groups):
What are your drainers and energisers?		<ul style="list-style-type: none"> <li>• Short-/long-term goals</li> <li>• Use peer group for ideas</li> </ul>
<b>Week 3</b>		
Self-sabotage on the programme	H: best ways of self-sabotage	Goal-setting review
Sleep and rest:	H: getting a better night's sleep	Successes/barriers
<ul style="list-style-type: none"> <li>• Hours needed? Quality vs. quantity</li> <li>• Sleep hygiene strategies</li> </ul>	T: sleep diary (if needed)	New goals
<b>Week 4</b>		
Stress and relaxation:	H: effects of stress	Goal-setting review
<ul style="list-style-type: none"> <li>• Personal stressors, bodily reactions</li> <li>• Relaxation rationale and techniques</li> </ul>	H: relaxation practice guide	Successes/barriers
	T: relaxation CD	New goals
<b>Week 5</b>		
Assertiveness and communication:		Goal-setting review
<ul style="list-style-type: none"> <li>• Passive, manipulative, assertive?</li> <li>• Other people's reactions to these?</li> <li>• Communicating your needs</li> </ul>	M: cartoon examples	Successes/barriers
	H: saying 'no'	New goals
<b>Week 6</b>		
Review self-help tools	M: fatigue pit – falling in/digging out	Goal-setting review
<ul style="list-style-type: none"> <li>• What have you learnt?</li> <li>• Review each topic</li> </ul>		Successes/barriers
Dealing with setbacks – what could you do?	H: the pit	New goals
<ul style="list-style-type: none"> <li>• Negative self-talk, automatic thoughts</li> <li>• Rumination</li> </ul>	H: coping with setbacks	

First hour	Supporting materials	Second hour
<b>Week 14</b>		
Review last 8 weeks:	M: islands – were on a desert island (passive) looking at the mainland (100% health, i.e. unrealistic). Now on adaptive coping island (realistic)	
<ul style="list-style-type: none"> <li>• Skills; dealing with setbacks</li> </ul>		
New goals		
CD, compact disc; H, handout; M, metaphor; QoL, quality of life; T, tools.		
<b>Note</b> Reproduced from Hewlett <i>et al.</i> <sup>40</sup> This is an Open Access article distributed in accordance with the terms of the Creative Commons Attribution (CC BY 4.0) license, which permits others to distribute, remix, adapt and build upon this work, for commercial use, provided the original work is properly cited. See: <a href="http://creativecommons.org/licenses/by/4.0/">http://creativecommons.org/licenses/by/4.0/</a> . The table includes minor additions and formatting changes to the original text.		



## Appendix 3 Recruitment to the RAFT programme across centres

Centre	Number of patients randomised
Bristol Royal Infirmary	43
University Hospital of Wales, Cardiff	44
St Peter's Hospital, Chertsey	53
Southmead Hospital Bristol	46
Poole Hospital	41
Torbay Hospital	58
Weston General Hospital	48
Total	333



## Appendix 4 Data completion rates for all follow-up time points

Clinical variable	Time point, <i>n</i> (%) <sup>a</sup>							
	Baseline ( <i>N</i> = 333, 100%)	Week 6 ( <i>N</i> = 314, 94%)	Week 10 ( <i>N</i> = 312, 94%)	Week 18 ( <i>N</i> = 311, 93%)	Week 26 ( <i>N</i> = 308, 92%)	Week 52 ( <i>N</i> = 305, 92%)	Week 78 ( <i>N</i> = 302, 91%)	Week 104 ( <i>N</i> = 300, 90%)
Fatigue								
BRAF-NRS impact	333 (100)	312 (94)	308 (92)	305 (92)	308 (92)	305 (92)	300 (90)	296 (89)
BRAF-NRS severity	333 (100)	283 (85)	268 (80)	275 (83)	294 (88)	264 (79)	249 (75)	261 (78)
BRAF-NRS coping	333 (100)	283 (85)	268 (80)	274 (82)	294 (88)	264 (79)	248 (75)	261 (78)
BRAF-MDQ overall impact	333 (100)	282 (85)	267 (80)	274 (82)	294 (88)	260 (78)	247 (74)	261 (78)
BRAF-MDQ physical	333 (100)	283 (85)	268 (80)	275 (83)	294 (88)	264 (79)	249 (75)	261 (78)
BRAF-MDQ emotional	333 (100)	282 (85)	267 (80)	274 (82)	294 (88)	263 (79)	247 (74)	261 (78)
BRAF-MDQ cognitive	333 (100)	282 (85)	267 (80)	274 (82)	294 (88)	262 (79)	248 (75)	261 (78)
BRAF-MDQ living	333 (100)	282 (85)	267 (80)	274 (82)	294 (88)	261 (78)	248 (75)	261 (78)
Pain: NRS	333 (100)	283 (85)	–	–	294 (88)	264 (79)	248 (75)	261 (78)
Disability: MHAQ	332 (100)	282 (85)	–	–	294 (88)	264 (79)	249 (75)	261 (78)
Quality of life: AIMS VAS	332 (99)	283 (85)	–	–	294 (88)	264 (79)	248 (75)	261 (78)
Disease activity								
Assessed: DAS28	332 (100)	–	–	–	293 (88)	–	–	–
Self-reported: sPDAS2	293 (88)	281 (84)	–	–	294 (88)	263 (79)	246 (74)	259 (78)
Anxiety: HADS	333 (100)	282 (85)	–	–	293 (88)	264 (79)	246 (74)	260 (78)
Depression: HADS	333 (100)	282 (85)	–	–	293 (88)	264 (79)	247 (74)	260 (78)
Valued life activities: VLA	332 (100)	282 (85)	–	–	294 (88)	264 (79)	248 (75)	261 (78)
Helplessness: AHI	333 (100)	282 (85)	–	–	294 (88)	264 (79)	245 (74)	260 (78)
Self-efficacy: RASE scale	333 (100)	281 (84)	–	–	293 (88)	260 (78)	245 (74)	254 (76)
Sleep quality	332 (99)	276 (83)	–	–	292 (88)	258 (78)	241 (72)	253 (76)

<sup>a</sup> For all percentages, the denominator is the total number randomised (*n* = 333).

## Appendix 5 Baseline demographic data of patients who did and did not complete to 26 weeks

Demographic variable	Trial arm		Did not complete (N = 25)
	Control (N = 152)	RAFT (N = 156)	
Female, n (%)	121 (79.6)	125 (80.1)	20 (80)
Age (years), median (lower and upper quartile)	61.8 (54.4, 69.6)	63.7 (54.2, 69.9)	69 (61.3, 72)
Disease duration (years), median (lower and upper quartile)	10 (3, 20)	10 (5, 19)	10 (5, 11)
Comorbidity, n (%)	119 (78.8)	124 (80.0)	20 (80.0)
Fatigue, mean (SD)			
Severity (BRAFF-NRS, 0–10) <sup>a</sup>	6.85 (1.57)	6.89 (1.57)	6.64 (1.47)
Impact (BRAFF-NRS, 0–10) <sup>a</sup>	7.23 (1.6)	7.10 (1.7)	6.96 (1.54)
Other self-management programmes, n (%)	21 (14.0)	16 (10.3)	1 (4.0)
Years since programme, median (lower and upper quartile)	8 (5, 11)	5 (3, 10)	2
Socioeconomic status, n (%)			
England			
Deprived	28 (21.1)	23 (17.2)	6 (27.3)
Moderate	60 (45.1)	65 (48.5)	10 (45.5)
Affluent	45 (33.8)	46 (34.3)	6 (27.3)
Wales			
Deprived	7 (41.2)	7 (35.0)	2 (66.6)
Moderate	3 (17.7)	5 (25.0)	1 (33.3)
Affluent	7 (41.2)	8 (45.0)	0
Ethnicity, n (%)			
White	147 (98.0)	151 (96.8)	24 (96.0)
Asian/Asian British	3 (2.0)	5 (3.2)	1 (4.0)

<sup>a</sup> High score is worse.

### Note

Reproduced from Hewlett *et al.*<sup>65</sup> This is an Open Access article distributed in accordance with the terms of the Creative Commons Attribution (CC BY 4.0) license, which permits others to distribute, remix, adapt and build upon this work, for commercial use, provided the original work is properly cited. See: <http://creativecommons.org/licenses/by/4.0/>. The table includes minor additions and formatting changes to the original text.



## Appendix 6 Baseline clinical data of patients who did not complete to 26 weeks

Clinical variable	Mean score (SD) for those participants who did not complete <sup>a</sup> (n = 25)
Fatigue	
BRAF-NRS impact (0–10)	6.96 (1.5)
BRAF-NRS severity (0–10)	6.64 (1.5)
BRAF-NRS coping (0–10) <sup>b</sup>	4.88 (2.0)
BRAF-MDQ overall impact (0–70)	41.80 (11.8)
BRAF-MDQ physical (0–22)	15.52 (2.7)
BRAF-MDQ emotional (0–12)	7.28 (3.1)
BRAF-MDQ cognitive (0–15)	8.64 (3.2)
BRAF-MDQ living (0–21)	10.36 (5.4)
Pain: NRS (0–10)	6.08 (2.3)
Disability: MHAQ (0–3)	0.87 (0.6)
Quality of life: AIMS VAS (0–100)	52.40 (22.4)
Disease activity	
Assessed: DAS28 (0.96+)	4.25 (1.4)
Self-reported: sPDAS2 (2.4–7.9)	4.57 (1.0)
Anxiety: HADS (0–21)	8.88 (3.8)
Depression: HADS (0–21)	7.00 (3.9)
Valued life activities: VLA (0–3)	1.17 (0.7)
Helplessness: AHI (5–30)	17.86 (5.7)
Self-efficacy: RASE scale (28–140) <sup>b</sup>	101.19 (11.9)
Sleep quality <sup>c</sup>	
Very good	0 (0%)
Fairly good	11 (44%)
Fairly bad	7 (28%)
Very bad	7 (28%)

a Similar to those who did complete (see Table 5).

b Higher score = better outcome.

c Percentage of questionnaires returned.

### Note

Reproduced from Hewlett *et al.*<sup>65</sup> This is an Open Access article distributed in accordance with the terms of the Creative Commons Attribution (CC BY 4.0) license, which permits others to distribute, remix, adapt and build upon this work, for commercial use, provided the original work is properly cited. See: <http://creativecommons.org/licenses/by/4.0/>. The table includes minor additions and formatting changes to the original text.





## Appendix 7 Treatment effect on BRAF-NRS impact score at 26, 52, 78 and 104 weeks

Time point <sup>a</sup>	BRAF-NRS impact score, adjusted mean difference <sup>b,c</sup>	95% CI	p-value
26 weeks (n = 308)	−0.58	−1.07 to −0.09	0.02
52 weeks (n = 305)	−0.62	−1.12 to −0.13	0.01
78 weeks (n = 300)	−0.22	−0.71 to 0.28	0.39
104 weeks (n = 296)	−0.52	−1.02 to −0.02	0.04

<sup>a</sup> Estimated from the repeated measures linear mixed model.  
<sup>b</sup> Adjusted for baseline BRAF-NRS impact score and for centre.  
<sup>c</sup> Negative score demonstrates improvement in BRAF-NRS impact.



## Appendix 8 Change in secondary outcomes at 26 weeks

Clinical outcome	Trial arm			
	Control		RAFT	
	<i>n</i> (%) <sup>a</sup>	Mean change in score (SD)	<i>n</i> (%) <sup>a</sup>	Mean change in score (SD)
Fatigue				
BRAF-NRS severity (0–10)	142 (89.9)	−0.72 (2.27)	152 (86.9)	−0.97 (2.53)
BRAF-NRS coping (0–10) <sup>b</sup>	142 (89.9)	0.48 (3.07)	152 (86.9)	0.09 (2.82)
BRAF-MDQ overall impact (0–70)	142 (89.9)	−5.64 (12.75)	152 (86.9)	−8.91 (14.55)
BRAF-MDQ physical (0–22)	142 (89.9)	−1.79 (4.77)	152 (86.9)	−2.40 (5.13)
BRAF-MDQ emotional (0–12)	142 (89.9)	−1.35 (3.14)	152 (86.9)	−2.18 (3.18)
BRAF-MDQ cognitive (0–15)	142 (89.9)	−1.03 (3.88)	152 (86.9)	−1.65 (3.78)
BRAF-MDQ living (0–21)	142 (89.9)	−1.47 (4.20)	152 (86.9)	−2.68 (5.09)
Pain: NRS (0–10)	142 (89.9)	−0.33 (2.44)	152 (86.9)	−0.22 (2.32)
Disability: MHAQ (0–3)	142 (89.9)	−0.06 (0.34)	151 (86.3)	−0.04 (0.39)
Quality of life: AIMS VAS (0–100)	141 (89.2)	−2.19 (25.37)	152 (86.9)	−1.93 (25.63)
Disease activity				
Assessed: DAS28 (0.96+)	145 (91.8)	−0.13 (0.93)	147 (84.0)	−0.09 (1.18)
Self-reported: sPDAS2 (2.4–7.9)	142 (89.9)	−0.03 (0.95)	151 (86.3)	−0.01 (1.09)
Anxiety: HADS (0–21)	142 (89.9)	−0.45 (2.76)	151 (86.3)	−0.64 (2.77)
Depression: HADS (0–21)	142 (89.9)	−0.37 (2.98)	151 (86.3)	−0.96 (2.88)
Valued life activities: VLA (0–3)	142 (89.9)	−0.01 (0.40)	151 (86.3)	−0.07 (0.48)
Helplessness: AHI (5–30)	142 (89.9)	−1.51 (4.67)	152 (86.9)	−2.11 (5.22)
Self-efficacy: RASE scale (28–140) <sup>b</sup>	142 (89.9)	0.29 (10.71)	151 (86.3)	3.77 (12.54)
Sleep quality				
	142 (89.9)		149 (85.1)	
Categories improved: −3 <sup>c</sup>		0 (0%)		2 (1.3%)
Categories improved: −2 <sup>c</sup>		6 (4.2%)		9 (6.0%)
Categories improved: 1 <sup>c</sup>		37 (26.1%)		45 (30.2%)
No change: 0 <sup>c</sup>		77 (54.2%)		75 (50.3%)
Categories worsened: 1 <sup>c</sup>		21 (14.8%)		18 (12.1%)
Categories worsened: 2 <sup>c</sup>		1 (0.7%)		0 (0%)
Categories worsened: 3 <sup>c</sup>		0 (0%)		0 (0%)
<p><sup>a</sup> Percentage of total randomised (control, <i>n</i> = 158; RAFT, <i>n</i> = 175).</p> <p><sup>b</sup> Higher score = better outcome.</p> <p><sup>c</sup> Percentage of questionnaires returned.</p>				



## Appendix 9 Secondary clinical outcomes at the 26-, 52-, 78- and 104-week follow-up

Clinical outcome	Time point															
	26 weeks				52 weeks				78 weeks				104 weeks			
	Control		RAFT		Control		RAFT		Control		RAFT		Control		RAFT	
	n <sup>a</sup> (%)	Mean (SD)	n <sup>a</sup> (%)	Mean (SD)	n <sup>a</sup> (%)	Mean (SD)	n <sup>a</sup> (%)	Mean (SD)	n <sup>a</sup> (%)	Mean (SD)	n <sup>a</sup> (%)	Mean (SD)	n <sup>a</sup> (%)	Mean (SD)	n <sup>a</sup> (%)	Mean (SD)
Fatigue																
BRAF-NRS severity (0–10)	142 (89.9)	6.13 (2.30)	152 (86.9)	5.91 (2.22)	127 (80.4)	6.05 (2.18)	137 (78.3)	5.80 (2.19)	120 (75.9)	6.05 (2.24)	129 (73.7)	5.91 (2.19)	124 (78.5)	5.72 (2.12)	137 (78.3)	5.85 (2.25)
BRAF NRS coping (0–10) <sup>b</sup>	142 (89.9)	5.32 (2.42)	152 (86.9)	5.25 (2.33)	127 (80.4)	5.02 (2.40)	137 (78.3)	5.83 (2.10)	119 (75.3)	5.10 (2.55)	129 (73.7)	5.57 (2.32)	124 (78.5)	5.28 (2.33)	137 (78.3)	6.03 (2.16)
BRAF-MDQ overall impact (0–70)	142 (89.9)	34.74 (16.41)	152 (86.9)	31.51 (16.02)	125 (79.1)	34.67 (15.54)	135 (77.1)	31.04 (15.59)	118 (74.7)	34.61 (16.04)	129 (73.7)	32.45 (16.08)	124 (78.5)	33.31 (14.94)	137 (78.3)	31.60 (16.41)
BRAF-MDQ physical (0–22)	142 (89.9)	14.40 (5.23)	152 (86.9)	13.72 (4.91)	127 (80.4)	14.36 (4.81)	137 (78.3)	13.39 (5.01)	120 (75.9)	14.41 (4.94)	129 (73.7)	13.92 (4.77)	124 (78.5)	14.06 (4.79)	137 (78.3)	13.56 (5.01)
BRAF-MDQ emotional (0–12)	142 (89.9)	5.36 (3.79)	152 (86.9)	4.37 (3.51)	126 (79.7)	5.18 (3.37)	137 (78.3)	4.20 (3.45)	118 (74.7)	5.31 (3.62)	129 (73.7)	4.40 (3.47)	124 (78.5)	5.07 (3.54)	137 (78.3)	4.20 (3.48)
BRAF-MDQ cognitive (0–15)	142 (89.9)	6.55 (4.16)	152 (86.9)	5.89 (4.35)	125 (79.1)	6.86 (4.15)	137 (78.3)	6.09 (4.27)	119 (75.3)	6.31 (4.04)	129 (73.7)	5.98 (4.20)	124 (78.5)	6.19 (4.00)	137 (78.3)	5.82 (4.01)
BRAF-MDQ living (0–21)	142 (89.9)	8.43 (5.68)	152 (86.9)	7.53 (5.43)	126 (79.7)	8.38 (5.21)	135 (77.1)	7.47 (5.46)	119 (75.3)	8.52 (5.50)	129 (73.7)	8.14 (5.76)	124 (78.5)	7.98 (5.03)	137 (78.3)	7.81 (6.00)
Pain: NRS (0–10)	142 (89.9)	5.24 (2.41)	152 (86.9)	5.47 (2.22)	127 (80.4)	5.21 (2.33)	137 (78.3)	5.34 (2.38)	119 (75.3)	5.23 (2.23)	129 (73.7)	5.28 (2.42)	124 (78.5)	5.37 (2.27)	137 (78.3)	5.32 (2.35)
Disability: MHAQ (0–3)	142 (89.9)	0.70 (0.51)	152 (86.9)	0.71 (0.54)	127 (80.4)	0.74 (0.52)	137 (78.3)	0.74 (0.60)	119 (75.3)	0.76 (0.55)	130 (74.3)	0.78 (0.63)	124 (78.5)	0.78 (0.53)	137 (78.3)	0.77 (0.62)
Quality of life: AIMS VAS (0–100)	142 (89.9)	47.70 (22.96)	152 (86.9)	47.22 (23.46)	127 (80.4)	45.54 (22.21)	137 (78.3)	46.61 (24.01)	119 (75.3)	46.60 (23.99)	129 (73.7)	48.43 (23.40)	124 (78.5)	47.77 (22.32)	137 (78.3)	44.10 (24.68)
Disease activity: sPDAS2 (2.4 to 7.9)	142 (89.9)	4.33 (1.04)	152 (86.9)	4.44 (1.13)	127 (80.4)	4.50 (1.09)	136 (77.7)	4.60 (1.15)	117 (74.1)	4.48 (1.12)	129 (73.7)	4.66 (1.11)	123 (77.8)	4.67 (1.09)	136 (77.7)	4.57 (1.21)

Clinical outcome	Time point															
	26 weeks				52 weeks				78 weeks				104 weeks			
	Control		RAFT		Control		RAFT		Control		RAFT		Control		RAFT	
	n <sup>a</sup> (%)	Mean (SD)	n <sup>a</sup> (%)	Mean (SD)	n <sup>a</sup> (%)	Mean (SD)	n <sup>a</sup> (%)	Mean (SD)	n <sup>a</sup> (%)	Mean (SD)	n <sup>a</sup> (%)	Mean (SD)	n <sup>a</sup> (%)	Mean (SD)	n <sup>a</sup> (%)	Mean (SD)
Anxiety: HADS (0–21)	142 (89.9)	7.56 (4.48)	151 (86.3)	6.65 (4.36)	127 (80.4)	7.57 (4.58)	137 (78.3)	6.69 (4.50)	116 (73.4)	7.56 (4.64)	130 (74.3)	6.76 (4.57)	123 (77.8)	7.36 (4.26)	137 (78.3)	6.34 (4.64)
Depression: HADS (0–21)	142 (89.9)	6.42 (4.06)	151 (86.3)	6.22 (3.76)	127 (80.4)	6.44 (3.91)	137 (78.3)	6.28 (3.99)	117 (74.1)	6.84 (3.94)	130 (74.3)	6.76 (4.57)	123 (77.8)	7.36 (4.26)	137 (78.3)	6.34 (4.64)
Valued life activities: VLA (0–3)	142 (89.9)	1.07 (0.62)	152 (86.9)	1.08 (0.67)	127 (80.4)	1.00 (0.61)	137 (78.3)	1.09 (0.70)	118 (74.7)	1.08 (0.65)	130 (74.3)	1.08 (0.67)	124 (78.5)	1.08 (0.66)	137 (78.3)	1.09 (0.71)
Helplessness: AHI (5–30)	142 (89.9)	17.47 (5.46)	152 (86.9)	16.92 (5.06)	127 (80.4)	17.41 (5.38)	137 (78.3)	17.40 (5.60)	116 (73.4)	17.41 (5.43)	129 (73.7)	18.13 (5.62)	123 (77.8)	17.68 (5.22)	137 (78.3)	17.33 (5.12)
Self-efficacy: RASE scale (28–140) <sup>b</sup>	142 (89.9)	104.67 (13.31)	151 (86.3)	106.26 (14.78)	125 (79.1)	104.94 (12.51)	135 (77.1)	105.08 (13.39)	117 (74.1)	105.62 (12.99)	128 (73.1)	103.89 (12.55)	121 (76.6)	104.69 (12.77)	133 (76.0)	105.40 (15.41)
Sleep quality <sup>c</sup>																
Very good		9 (6.3)		17 (11.3)		10 (8.1)		10 (7.5)		7 (6.1)		15 (11.9)		7 (5.8)		13 (9.9)
Fairly good		65 (45.8)		65 (43.3)		52 (41.9)		61 (45.5)		55 (47.8)		52 (41.3)		51 (42.2)		57 (43.2)
Fairly bad		51 (35.9)		51 (34.0)		45 (36.3)		45 (33.6)		40 (34.8)		33 (26.2)		46 (38.0)		46 (34.9)
Very bad		17 (12.0)		17 (11.3)		17 (13.7)		18 (13.4)		13 (11.3)		26 (20.6)		17 (14.1)		16 (12.1)

a Percentage of total randomised (control, *n* = 158; RAFT, *n* = 175).

b Higher score = better outcome.

c Number of patients (percentage of questionnaires returned).





## Appendix 10 Patients making major medication changes during the trial

Time point <sup>a</sup>	Trial arm				<i>p</i> -value (from chi-squared test)
	Control		RAFT		
	<i>N</i>	<i>n</i> (%) <sup>b</sup>	<i>N</i>	<i>n</i> (%) <sup>b</sup>	
Weeks 0–26	152	37 (24.3)	156	32 (20.5)	0.42
Weeks 26–52	151	27 (17.9)	154	32 (20.8)	0.52
Weeks 52–78	148	28 (18.9)	154	31 (20.1)	0.79
Weeks 78–104	147	21 (14.3)	153	22 (14.4)	0.90

a Major medication change = start, stop or change dose of DMARD, bDMARD or glucocorticoid.

b Percentage of patients remaining in trial.

### Note

Reproduced from Hewlett *et al.*<sup>65</sup> This is an Open Access article distributed in accordance with the terms of the Creative Commons Attribution (CC BY 4.0) license, which permits others to distribute, remix, adapt and build upon this work, for commercial use, provided the original work is properly cited. See: <http://creativecommons.org/licenses/by/4.0/>. The table includes minor additions and formatting changes to the original text.



## Appendix 11 Complier-average causal effect analysis

Reproduced from Hewlett *et al.*<sup>65</sup> This is an Open Access article distributed in accordance with the terms of the Creative Commons Attribution (CC BY 4.0) license, which permits others to distribute, remix, adapt and build upon this work, for commercial use, provided the original work is properly cited. See: <http://creativecommons.org/licenses/by/4.0/>. The text below includes minor additions and formatting changes to the original text.

The CACE analysis used instrumental variable regression to estimate the efficacy of the RAFT programme in reducing RA-related fatigue impact compared with usual care alone. One of the assumptions of CACE analysis is exclusion restriction, that is, the offer of the intervention does not affect the outcome. In the current study, those individuals randomised to the RAFT programme but who could not make the programme dates and did not attend had no follow-up data collected. Therefore, outcome data were not available for a group of individuals who would be considered non-compliant and contribute information to the CACE analysis, and it also violates the exclusion restriction assumption. If individuals in the RAFT programme arm were only considered participants if they attended the first CBT session (which could then impact their outcome), then the offer of the intervention does affect outcome.

In an attempt to address this issue, the two stages of the 2SLS CACE estimation were conducted separately to allow for loss to follow-up, which is dependent on adherence. This first-stage regression uses all individuals randomised to predict adherence. Second-stage regression involves only those individuals with available outcomes, but models these using the predicted values of adherence obtained from the 'complete' first stage.

The results of the CACE analyses are shown in *Table 30*, along with the primary analysis results for comparison. The CACE analyses showed that there was a larger effect of the RAFT programme in those individuals who adhered to the intervention (defined as attending at least two CBT sessions), compared with the standard primary analysis effectiveness estimate of the 'offer' of the intervention (see *Table 30*).

It should be noted that in the current study, due to the exclusion of individuals who did not attend the first CBT session, there is no one correct ideal approach; therefore, the results of the CACE analysis should be interpreted as part of a general sensitivity analysis and as exploratory in nature.

**TABLE 30** The BRAF-NRS fatigue impact at 26 weeks: primary and CACE analyses

Analysis	Coefficient (95% CI)	p-value
Primary	-0.59 (-1.11 to -0.06)	0.03
CACE	-0.69 (-1.30 to -0.07)	0.03



## Appendix 12 Clinical outcomes at 6 weeks

Clinical outcome	Trial arm			
	Control		RAFT	
	<i>n</i> (%) <sup>a</sup>	Mean (SD)	<i>n</i> (%) <sup>a</sup>	Mean (SD)
Fatigue				
BRAF-NRS impact (0–10)	156 (98.7)	6.62 (2.03)	156 (89.1)	5.94 (1.95)
BRAF-NRS severity (0–10)	139 (88.0)	6.45 (1.91)	144 (82.3)	6.17 (1.76)
BRAF-NRS coping (0–10) <sup>b</sup>	139 (88.0)	4.81 (2.26)	144 (82.3)	6.05 (1.90)
BRAF-MDQ overall impact (0–70)	139 (88.0)	37.89 (13.63)	143 (81.7)	33.30 (13.34)
BRAF-MDQ physical (0–22)	139 (88.0)	15.29 (3.89)	144 (82.3)	13.83 (4.02)
BRAF-MDQ emotional (0–12)	139 (88.0)	6.23 (3.33)	143 (81.7)	5.07 (3.13)
BRAF-MDQ cognitive (0–15)	139 (88.0)	7.22 (3.83)	143 (81.7)	6.32 (3.85)
BRAF-MDQ living (0–21)	139 (88.0)	9.14 (5.16)	143 (81.7)	8.13 (5.37)
Pain: NRS (0–10)	139 (88.0)	5.63 (2.18)	144 (82.3)	5.69 (2.07)
Disability: MHAQ (0–3)	139 (88.0)	0.73 (0.52)	142 (81.1)	0.75 (0.59)
Quality of life: AIMS VAS (0–100)	138 (87.3)	50.64 (21.02)	144 (82.3)	47.63 (21.50)
Disease activity: sPDAS2 (2.4–7.9)	139 (88.0)	4.55 (1.06)	141 (80.6)	4.67 (1.07)
Anxiety: HADS (0–21)	139 (88.0)	8.21 (4.37)	143 (81.7)	7.54 (4.28)
Depression: HADS (0–21)	139 (88.0)	6.89 (3.84)	143 (81.7)	6.94 (3.69)
Valued life activities: VLA (0–3)	139 (88.0)	1.12 (0.58)	142 (81.1)	1.19 (0.61)
Helplessness: AHI (5–30)	139 (88.0)	18.70 (4.79)	143 (81.7)	18.20 (4.58)
Self-efficacy: RASE scale (28–140) <sup>b</sup>	138 (87.3)	102.97 (12.74)	143 (81.7)	105.00 (11.86)
Sleep quality	136 (86.1)		139 (79.4)	
Very good <sup>c</sup>		7 (5.1%)		18 (12.9%)
Fairly good <sup>c</sup>		53 (39.0%)		53 (38.1%)
Fairly bad <sup>c</sup>		55 (40.4%)		45 (32.4%)
Very bad <sup>c</sup>		21 (15.4%)		23 (16.6%)

a Percentage of total randomised (control, *n* = 158; RAFT, *n* = 175).

b Higher score = better outcome.

c Number of patients (percentage of questionnaires returned).



## Appendix 13 Change in clinical outcomes from 0 to 6 weeks

Clinical outcome	Trial arm			
	Control		RAFT	
	<i>n</i> (%) <sup>a</sup>	Mean change (SD)	<i>n</i> (%) <sup>a</sup>	Mean change (SD)
Fatigue				
BRAF-NRS impact (0–10)	156 (98.7)	–0.61 (1.99)	156 (89.1)	–1.17 (2.24)
BRAF-NRS severity (0–10)	139 (88.0)	–0.35 (1.89)	144 (82.3)	–0.78 (2.08)
BRAF-NRS coping (0–10) <sup>b</sup>	139 (88.0)	–0.09 (2.59)	144 (82.3)	0.92 (2.64)
BRAF-MDQ overall impact (0–70)	139 (88.0)	–2.75 (10.25)	143 (81.7)	–7.17 (11.84)
BRAF-MDQ physical (0–22)	139 (88.0)	–0.87 (3.44)	144 (82.3)	–2.35 (4.35)
BRAF-MDQ emotional (0–12)	139 (88.0)	–0.62 (2.77)	143 (81.7)	–1.51 (3.01)
BRAF-MDQ cognitive (0–15)	139 (88.0)	–0.43 (3.31)	143 (81.7)	–1.10 (3.24)
BRAF-MDQ living (0–21)	139 (88.0)	–0.84 (4.09)	143 (81.7)	–2.15 (4.59)
Pain: NRS (0–10)	139 (88.0)	0.04 (2.17)	144 (82.3)	–0.03 (2.05)
Disability: MHAQ (0–3)	139 (88.0)	–0.03 (0.30)	142 (81.1)	0.00 (0.36)
Quality of life: AIMS VAS (0–100)	138 (87.3)	0.83 (21.74)	144 (82.3)	–1.64 (24.43)
Disease activity: sPDAS2 (2.4–7.9)	139 (88.0)	0.19 (0.88)	141 (80.6)	0.21 (0.95)
Anxiety: HADS (0–21)	139 (88.0)	0.19 (3.03)	143 (81.7)	0.11 (2.60)
Depression: HADS (0–21)	139 (88.0)	0.11 (2.34)	143 (81.7)	–0.30 (2.61)
Valued life activities: VLA (0–3)	139 (88.0)	0.04 (0.34)	142 (81.1)	0.02 (0.36)
Helplessness: AHL (5–30)	139 (88.0)	–0.25 (3.87)	143 (81.7)	–0.97 (4.24)
Self-efficacy: RASE scale (28–140) <sup>b</sup>	138 (87.3)	–1.43 (9.08)	143 (81.7)	2.97 (11.45)
Sleep quality				
	136 (86.1)		139 (79.5)	
Categories improved: –3 <sup>c</sup>		0 (0%)		1 (0.7%)
Categories improved: –2 <sup>c</sup>		1 (0.7%)		7 (5.0%)
Categories improved: 1 <sup>c</sup>		23 (16.9%)		41 (29.5%)
No change: 0 <sup>c</sup>		94 (69.1%)		74 (53.2%)
Categories worsened: 1 <sup>c</sup>		17 (12.5%)		16 (11.5%)
Categories worsened: 2 <sup>c</sup>		1 (0.7%)		0 (0%)
Categories worsened: 3 <sup>c</sup>		0 (0%)		0 (0%)

a Percentage of total randomised (control, *n* = 158; RAFT, *n* = 175).

b Higher score = better outcome.

c Number of patients (percentage of questionnaires returned).





## Appendix 14 Fatigue outcomes at 10 weeks

Fatigue outcome <sup>a</sup>	Trial arm			
	Control		RAFT	
	<i>n</i> (%) <sup>b</sup>	Mean (SD)	<i>n</i> (%) <sup>b</sup>	Mean (SD)
BRAF-NRS impact (0–10)	153 (96.8)	6.59 (2.03)	155 (88.6)	6.05 (2.15)
BRAF-NRS severity (0–10)	131 (82.9)	5.93 (2.02)	137 (78.3)	5.93 (2.08)
BRAF-NRS coping (0–10) <sup>c</sup>	131 (82.9)	5.47 (2.15)	137 (78.3)	5.96 (2.07)
BRAF-MDQ overall impact (0–70)	130 (82.3)	34.20 (14.50)	137 (78.3)	31.91 (14.21)
BRAF-MDQ physical (0–22)	131 (82.9)	14.27 (4.32)	137 (78.3)	13.59 (4.44)
BRAF-MDQ emotional (0–12)	130 (82.3)	5.35 (3.26)	137 (78.3)	4.53 (3.32)
BRAF-MDQ cognitive (0–15)	130 (82.3)	6.48 (3.83)	137 (78.3)	6.01 (4.11)
BRAF-MDQ living (0–21)	130 (82.3)	8.09 (5.50)	137 (78.3)	7.77 (5.20)

a Using data from patients who completed both 0- and 10-week data.

b Percentage of total randomised (control, *n* = 158; RAFT, *n* = 175).

c Higher score = better outcome.



## Appendix 15 Change in fatigue outcomes from 0 to 10 weeks

Fatigue outcome <sup>a</sup>	Trial arm			
	Control		RAFT	
	<i>n</i> (%) <sup>b</sup>	Mean change (SD)	<i>n</i> (%) <sup>b</sup>	Mean change (SD)
BRAF-NRS impact (0–10)	153 (96.8)	–0.66 (2.03)	155 (88.6)	–1.06 (2.63)
BRAF-NRS severity (0–10)	131 (82.9)	–0.86 (2.09)	137 (78.3)	–0.96 (2.53)
BRAF-NRS coping (0–10) <sup>c</sup>	131 (82.9)	0.61 (2.79)	137 (78.3)	0.84 (2.97)
BRAF-MDQ overall impact (0–70)	130 (82.3)	–6.22 (10.83)	137 (78.3)	–8.47 (13.94)
BRAF-MDQ physical (0–22)	131 (82.9)	–1.89 (3.98)	137 (78.3)	–2.47 (5.12)
BRAF-MDQ emotional (0–12)	130 (82.3)	–1.33 (2.87)	137 (78.3)	–1.98 (3.51)
BRAF-MDQ cognitive (0–15)	130 (82.3)	–1.17 (3.24)	137 (78.3)	–1.47 (3.50)
BRAF-MDQ living (0–21)	130 (82.3)	–1.81 (4.04)	137 (78.3)	–2.56 (4.95)

<sup>a</sup> Using data from patients who completed both 0- and 10-week data.  
<sup>b</sup> Percentage of total randomised (control, *n* = 158; RAFT *n* = 175).  
<sup>c</sup> Higher score = better outcome.



## Appendix 16 Fatigue outcomes at 18 weeks

Fatigue outcome <sup>a</sup>	Trial arm			
	Control		RAFT	
	<i>n</i> (%) <sup>b</sup>	Mean (SD)	<i>n</i> (%) <sup>b</sup>	Mean (SD)
BRAF-NRS impact (0–10)	151 (95.6)	6.42 (2.22)	154 (88.0)	5.77 (2.08)
BRAF-NRS severity (0–10)	137 (86.7)	6.13 (2.17)	138 (78.9)	5.86 (2.10)
BRAF-NRS coping (0–10) <sup>c</sup>	136 (86.1)	5.22 (2.35)	138 (78.9)	5.95 (2.20)
BRAF-MDQ overall impact (0–70)	137 (86.7)	34.84 (16.11)	137 (78.3)	32.35 (15.15)
BRAF-MDQ physical (0–22)	137 (86.7)	14.19 (4.94)	138 (78.9)	13.34 (4.62)
BRAF-MDQ emotional (0–12)	137 (86.7)	5.54 (3.51)	137 (78.3)	4.73 (3.42)
BRAF-MDQ cognitive (0–15)	137 (86.7)	6.73 (3.93)	137 (78.3)	5.96 (4.06)
BRAF-MDQ living (0–21)	137 (86.7)	8.38 (5.60)	137 (78.3)	8.28 (5.57)

a Using data from patients who completed both 0- and 18-week data.

b Percentage of total randomised (control, *n* = 158; RAFT, *n* = 175).

c Higher score = better outcome.



## Appendix 17 Change in fatigue outcomes from 0 to 18 weeks

Fatigue outcome <sup>a</sup>	Trial arm			
	Control <sup>a</sup>		RAFT <sup>a</sup>	
	<i>n</i> (%) <sup>b</sup>	Mean change (SD)	<i>n</i> (%) <sup>b</sup>	Mean change (SD)
BRAF-NRS impact (0–10)	151 (95.6)	–0.80 (2.27)	154 (88.0)	–1.35 (2.51)
BRAF-NRS severity (0–10)	137 (86.7)	–0.72 (2.24)	138 (78.9)	–1.13 (2.50)
BRAF-NRS coping (0–10) <sup>c</sup>	136 (86.1)	0.44 (3.13)	138 (78.9)	0.86 (2.91)
BRAF-MDQ overall impact (0–70)	137 (86.7)	–5.53 (13.15)	137 (78.3)	–8.41 (14.94)
BRAF-MDQ physical (0–22)	137 (86.7)	–1.96 (4.43)	138 (78.9)	–2.91 (5.14)
BRAF-MDQ emotional (0–12)	137 (86.7)	–1.14 (2.98)	137 (78.3)	–1.91 (3.55)
BRAF-MDQ cognitive (0–15)	137 (86.7)	–0.93 (4.03)	137 (78.3)	–1.49 (3.77)
BRAF-MDQ living (0–21)	137 (86.7)	–1.50 (4.79)	137 (78.3)	–2.09 (5.47)

<sup>a</sup> Using data from patients who completed both 0- and 18-week data.  
<sup>b</sup> Percentage of total randomised (control, *n* = 158; RAFT, *n* = 175).  
<sup>c</sup> Higher score = better outcome.





## Appendix 18 Rheumatoid Arthritis Self-Efficacy Scale: individual item mean scores (0 and 26 weeks)

RASE scale item <sup>a</sup>	Trial arm, mean score			
	Control		RAFT	
	Week 0	Week 26	Week 0	Week 26
Use relaxation techniques to help with pain	3.70	3.64	3.61	3.72
Think about something else to help with pain	3.37	3.46	3.33	3.45
Use my joints carefully to help with pain	3.58	3.81	3.60	3.76
Think positively to help with pain	3.59	3.66	3.47	3.71
Avoid doing things that cause pain	3.54	3.79	3.65	3.61
Wind down, relax before bed, to improve sleep	3.51	3.65	3.50	3.68
Hot drink before bed to improve sleep	3.20	3.39	3.17	3.39
Use relaxation before bed to improve sleep	3.61	3.57	3.50	3.66
Pace myself, take RA into account to deal with tiredness	3.78	3.76	3.73	4.09
Accept fatigue as part of my arthritis	3.58	3.70	3.53	3.93
Use gadgets to help with mobility, tasks, personal care	3.90	3.94	3.83	4.01
Ask for help to deal with difficulties of doing everyday things	3.87	3.85	3.64	3.88
Do exercises to deal with difficulties of doing everyday tasks	3.56	3.63	3.56	3.66
Plan/prioritise to deal with difficulties of doing everyday tasks	3.78	3.76	3.74	3.90
Educate family/friends about my RA to help with relationships	3.71	3.75	3.63	3.76
Explain to friends and family when I do or do not need help	3.80	3.78	3.78	3.82
Discuss any problems with my partner or family	4.02	3.99	3.87	3.97
Make time for leisure activities, hobbies or socialising	3.65	3.73	3.78	3.84
Save energy for leisure activities, hobbies or socialising	3.35	3.49	3.34	3.51
Focus on the positive when I am feeling down	3.72	3.82	3.69	3.86
Use relaxation to deal with worries	3.47	3.60	3.54	3.54
Allocate time for relaxation	3.72	3.70	3.78	3.81
Use relaxation tape or instructions to help me relax	3.54	3.37	3.41	3.56
Use regular exercise	3.63	3.72	3.63	3.79
Be aware of my limits in exercise	3.97	3.98	3.99	4.05
Manage medication, knowing how and when to take it	4.24	4.25	4.18	4.23
Look out for and avoid side effects of medication	3.92	3.88	4.02	4.01
Seek help with persistent side effects	4.03	4.02	4.04	4.04

<sup>a</sup> Scored 1–5, with higher score meaning greater self-efficacy.



## Appendix 19 Social contact with other people for support with fatigue or arthritis

Response	Time point, <i>n</i> (%) <sup>a</sup>			
	52 weeks		104 weeks	
	Control	RAFT	Control	RAFT
Data returned	113 (71.5)	125 (71.4)	104 (65.8)	118 (67.4)
Made contact in past year	21 (13.3)	12 (6.9)	21 (13.3)	16 (9.1)
Face-to-face meetings	10 (6.3)	7 (4.0)	13 (8.2)	9 (5.1)
Still in touch	15 (9.5)	8 (4.6)	16 (10.1)	10 (5.7)
Made contact with RAFT programme group		35 (20.0)		16 (9.1)
Face-to-face with RAFT programme group		18 (10.3)		11 (6.3)
Still in touch with RAFT programme group		22 (12.6)		10 (5.7)

<sup>a</sup> Percentage of total randomised (control, *n* = 158; RAFT, *n* = 175).



## Appendix 20 Baseline work productivity

In the past 7 days <sup>a</sup>	Trial arm, mean (SE)		<i>p</i> -value
	Control ( <i>n</i> = 158)	RAFT ( <i>n</i> = 175)	
Employed at baseline <sup>b</sup>	37 (23.42%)	39 (22.29%)	0.81 <sup>c</sup>
Hours lost due to arthritis fatigue <sup>d</sup>	1.97 (0.46)	2.82 (1.19)	0.52 <sup>e</sup>
Hours actually worked <sup>d</sup>	24.57 (2.51)	25.56 (2.57)	0.78 <sup>e</sup>
Perceived effect on work productivity while at work <sup>d,f</sup>	4.19 (0.40)	3.85 (0.40)	0.55 <sup>e</sup>

a WPAI scale.

b Number (%) of those randomised (control, *n* = 158; RAFT, *n* = 175).

c Chi-squared statistic.

d Calculated on those in employment only.

e *t*-test.

f Patient opinion, NRS 0–10, high is greatest effect.



## Appendix 21 Correlations between change in individual dimensions of the EuroQol-5 Dimensions and change in BRAF-NRS impact

EQ-5D-5L domain	BRAF-NRS impact, correlation (95% CI) <sup>a</sup>	
	26 weeks	104 weeks
Mobility	0.25 (0.14 to 0.36)	0.29 (0.18 to 0.40)
Self-care	0.21 (0.10 to 0.32)	0.22 (0.10 to 0.34)
Usual activities	0.25 (0.14 to 0.36)	0.41 (0.31 to 0.51)
Pain	0.29 (0.18 to 0.39)	0.37 (0.26 to 0.47)
Anxiety/depression	0.36 (0.26 to 0.46)	0.24 (0.12 to 0.35)
<sup>a</sup> Pearson's correlation coefficient.		



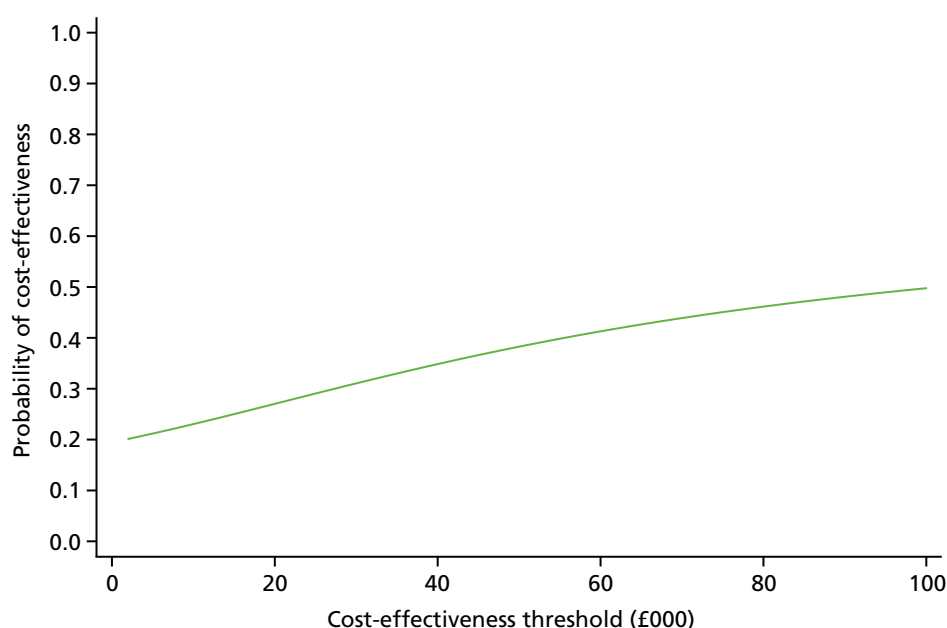


## Appendix 22 Complete-case health economics sensitivity analysis

**TABLE 31** Cost-effectiveness statistics from a societal perspective at 26 weeks

Costs and outcomes	Trial arm				Difference (95% CI)	p-value
	Control (n = 134)	SE	RAFT (n = 140)	SE		
Unadjusted costs from the societal perspective (£)	3343	355	3817	333		
Adjusted costs from the societal perspective (£) <sup>a</sup>	3379	336	3784	328	405 (–517 to 1327)	0.39
Unadjusted QALYs over 26 weeks of follow-up	0.276	0.009	0.275	0.009		
Adjusted QALYs over 26 weeks of follow-up <sup>b</sup>	0.273	0.006	0.277	0.006	0.004 (–0.012 to 0.020)	0.63
ICER					101,561	
Net monetary benefit at £20,000 (£)					–325 (–1367 to 716)	
Net monetary benefit at £30,000 (£)					–285 (–1416 to 846)	
Probability that the RAFT programme is cost-effective at £20,000 per QALY					0.27	
Probability that the RAFT programme is cost-effective at £30,000 per QALY					0.31	

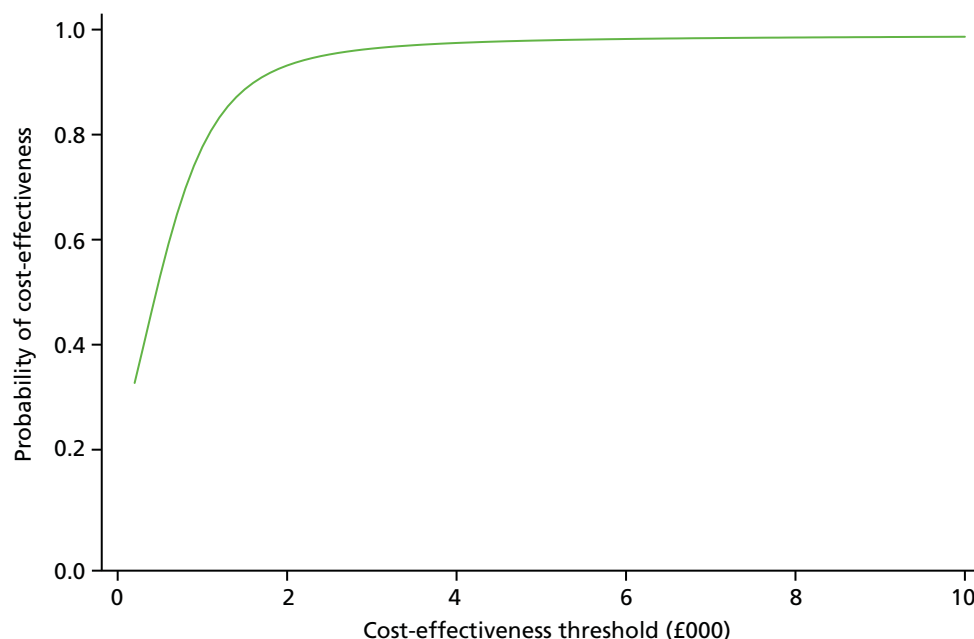
a Adjusted for centre.  
b QALYs adjusted for baseline utility and centre.



**FIGURE 6** Cost-effectiveness acceptability curve: variation in probability of RAFT programme cost-effectiveness at a range of societal WTP thresholds – complete-case analysis.



## Appendix 23 Cost-effectiveness and BRAF-NRS impact outcome



**FIGURE 7** Cost-effectiveness acceptability curve: variation in probability of RAFT programme cost-effectiveness at a range of societal WTP thresholds for BRAF-NRS impact. Secondary analysis: NHS/PSS perspective BRAF-NRS outcome.





EME  
HS&DR  
HTA  
PGfAR  
PHR

Part of the NIHR Journals Library  
[www.journalslibrary.nihr.ac.uk](http://www.journalslibrary.nihr.ac.uk)

*This report presents independent research funded by the National Institute for Health Research (NIHR).  
The views expressed are those of the author(s) and not necessarily those of the NHS, the NIHR or the  
Department of Health and Social Care*

***Published by the NIHR Journals Library***