












<https://doi.org/10.1038/s42003-019-0690-1>

OPEN

Author Correction: High-resolution crystal structure of human asparagine synthetase enables analysis of inhibitor binding and selectivity

Wen Zhu , Ashish Radadiya , Claudine Bisson, Sabine Wenzel , Brian E. Nordin, Francisco Martínez-Márquez, Tsuyoshi Imasaki , Svetlana E. Sedelnikova, Adriana Coricello , Patrick Baumann , Alexandria H. Berry, Tyzoon K. Nomanbhoy, John W. Kozarich , Yi Jin , David W. Rice , Yuichiro Takagi  & Nigel G.J. Richards 

Correction to: *Communications Biology* <https://doi.org/10.1038/s42003-019-0587-z>, published online 17 September 2019.


The original version of this Article contained errors in the author affiliations. The affiliations of Adriana Coricello with Dipartimento di Scienze della Salute and Net4Science academic spinoff at Università “Magna Græcia” di Catanzaro were inadvertently omitted. This has now been corrected in both the PDF and HTML versions of the article.

The original version of this Article also omitted the following from the Acknowledgements:

This work was supported by Cardiff University (Y.J., A.R., P.B. and N.G.J.R.), the National Institutes of Health [R01 GM111695 to Y. T.], the National Science Foundation [MCB-1157688 to Y.T.], and the UK Biotechnology and Biological Sciences Research Council (BBSRC) (BB/I003703/1 to D.W.R. and BB/P018017/1 to N.G.J.R.). Funding was also provided by the University of Florida Undergraduate Scholar’s Program (A.H.B.) and a Short-Term Scientific Mission grant from COST Action CA15135 (A.C.).

This has now been corrected in both the PDF and HTML versions of the article.

Published online: 22 November 2019

 **Open Access** This article is licensed under a Creative Commons Attribution 4.0 International License, which permits use, sharing, adaptation, distribution and reproduction in any medium or format, as long as you give appropriate credit to the original author(s) and the source, provide a link to the Creative Commons license, and indicate if changes were made. The images or other third party material in this article are included in the article’s Creative Commons license, unless indicated otherwise in a credit line to the material. If material is not included in the article’s Creative Commons license and your intended use is not permitted by statutory regulation or exceeds the permitted use, you will need to obtain permission directly from the copyright holder. To view a copy of this license, visit <http://creativecommons.org/licenses/by/4.0/>.

© The Author(s) 2019