



Can Gold be an Effective Catalyst for the Deacon Reaction?

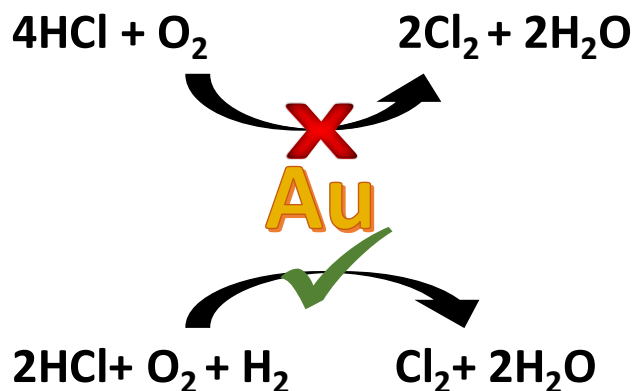
Grazia Malta¹ · Simon R. Dawson¹ · Samuel Pattison¹ · Miles M. Edwards¹ · Simon J. Freakley¹ · Nicholas F. Dummer¹ · Ekkehard Schwab² · Michael Bender² · J. Henrique Teles² · Graham J. Hutchings¹

Received: 6 March 2020 / Accepted: 27 March 2020
© The Author(s) 2020

Abstract

The Deacon reaction is an important industrial process for the oxidation of hydrogen chloride, thereby enabling chlorine to be recycled. As gold is an efficient catalyst for reactions involving hydrogen chloride and oxygen, we have studied the use of gold as a potential catalyst for the Deacon reaction. Unfortunately, gold displays only limited activity; however, this is markedly increased if hydrogen is cofed as a reactant.

Graphic Abstract



Keywords Deacon process · Hydrogen chloride · Chlorine · Gold catalyst

Ekkehard Schwab now retired from BASF SE.

Electronic supplementary material The online version of this article (<https://doi.org/10.1007/s10562-020-03204-0>) contains supplementary material, which is available to authorized users.

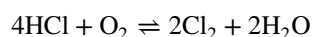
✉ Graham J. Hutchings
hutch@cardiff.ac.uk

¹ Cardiff Catalysis Institute, School of Chemistry, Main Building, Cardiff University, Park Place, Cardiff CF10 3AT, UK

² BASF SE, Process Research & Chemical Engineering, Carl-Bosch-Str. 38, 67056 Ludwigshafen am Rhein, Germany

1 Introduction

Chlorine is an important commodity chemical that is used in many applications. During use hydrogen chloride is often made as a by-product. Although hydrogen chloride has applications in the chemical industry, such as the hydrochlorination of acetylene, in many cases it is important that the chlorine is recovered. The Deacon reaction [1] is the industrial process whereby hydrogen chloride is oxidized to chlorine and water thereby permitting chlorine recovery for reuse. Due to equilibrium conditions, low operation temperatures are favorable in terms of possible conversion per pass.



The Deacon reaction, named after its inventor Henry Deacon, was commercialised in 1874. The first catalysts used were copper chlorides which were not stable above 400 °C and would start to evaporate when the operating temperature was 430–475 °C. Since then there has been a substantial effort to increase the conversion efficiency of the reaction. The Shell-Chlor process [2] introduced in the 1960s used $\text{CuCl}_2\text{-KCl/SiO}_2$ catalysts with a single fluidized-bed reactor, but the project was discontinued due to severe corrosion problems. Totsis et al. [3, 4] used copper-based catalysts in a dual fluidized-bed reactor which they developed to achieve a high HCl conversion to Cl_2 with limited corrosion. Nieken and Watzenberger [5] employed a two-step fixed-bed reactor configuration to overcome corrosion problems. Sumitomo Chemicals subsequently developed a $\text{RuO}_2\text{-TiO}_2$ catalyst in a fixed-bed reactor [1]. The $\text{RuO}_2/\text{TiO}_2$ catalyst was found to exhibit both high activity at low temperature and stability. The rutile phase of TiO_2 is the most effective form since it leads to improved growth of the epitaxial layers and this enable the catalyst to be very stable and active [6]. BASF researchers subsequently developed a K promoted $\text{RuO}_2/\text{Al}_2\text{O}_3$ catalyst [7]. Further improvements for the RuO_2 catalysts were reported by Mondelli et al. [8] using a $\text{RuO}_2/\text{SnO}_2\text{-Al}_2\text{O}_3$ catalyst in 2011 and by Teschner et al. using a $\text{RuO}_2\text{-SnO}_2$ catalyst [9]. Amrute et al. [10] reported CeO_2 based catalysts but these were less active when compared with RuO_2 . They also studied Cr_2O_3 which has higher activity and stability than Cu based catalyst but leads to formation of chromyl chloride [11]. Based on these studies they subsequently investigated a delafossite CuCrO_2 catalyst, which they found to be stable [12] but significantly less active than RuO_2 .

The proposed mechanism of the Deacon reaction can be divided into two steps; firstly, HCl adsorption by a metal oxide to form a metal (oxy)chloride. Secondly, oxidation of this species by O_2 to regenerate the metal oxide and free Cl_2 . The mechanism proposed by Lopez et al. is based on experimental and DFT calculations using $\text{RuO}_2/\text{TiO}_2$ as a catalyst [6] involving the main steps of hydrogen abstraction from HCl, recombination and desorption of atomic chlorine, hydroxyl recombination, water desorption, and oxygen adsorption. As Au-based catalysts have a high hydrogenation rate for an oxygen molecule, we considered that these steps could be achieved in parallel over Au. RuO_2 is also among the model compounds for various oxidation processes such as CO, H_2 , CH_4 [6] as are Au-based catalysts presently.

In a recent review, Over and Schomäcker [13] proposed that the dissociation energy of molecular oxygen could be used as a promising descriptor for activity with catalysts for which the oxygen dissociation energy was in the range 0 to – 100 kJ/mol gave the highest activity. This observation further prompted us to consider whether supported Au catalysts could be used for the Deacon reaction as the oxygen

dissociation energy is – 48 to – 57 kJ/mol [14]. We were further prompted to investigate the use of Au for this reaction since Au/C catalysts have been found to be very active for acetylene hydrochlorination [15] and CO oxidation [16] and hence can use both HCl and O_2 as substrates. In this study we report an investigation into the possible activity for Au in the Deacon reaction.

2 Experimental Methods

2.1 Materials

$\text{RuCl}_3 \cdot 3\text{H}_2\text{O}$ (Aldrich, 99.98%), $\text{HAuCl}_4 \cdot 3\text{H}_2\text{O}$ (Aldrich $\geq 99.9\%$), TiO_2 -rutile (nano-powder, Aldrich, 99.5%), $\text{Ce}(\text{NO}_3)_3 \cdot 6\text{H}_2\text{O}$ (Aldrich, 99.999%), ethanol (as abs. ethanol, Fisher Scientific), Na_2CO_3 (Fisher Scientific, anhydrous) and NaOH (VWR, pelleted $\geq 97\%$) were used as received. Deionised water provided in house. Gases used as received were 5% HCl/bal. Ar (BOC) and argon (Air Products). Moisture was removed from compressed air (in house) by passing through a filter containing molecular sieves prior to entering the reactor and similarly the 2% H_2 /bal. air (BOC) was dried by means of molecular sieves and an Agilent Technologies Gas Chromatograph moisture filter.

2.2 Catalyst Preparation

7 wt% $\text{RuO}_2/\text{TiO}_2$ was prepared by deposition–precipitation of $\text{Ru}(\text{OH})_2$. The TiO_2 rutile support (5 g) was dispersed in distilled water (250 ml) under continuous stirring. Then, an appropriate amount of $\text{RuCl}_3 \cdot 3\text{H}_2\text{O}$ dissolved in 50 ml of distilled water was added to the slurry. Precipitation of $\text{Ru}(\text{OH})_2$ was attained by adding an aqueous NaOH solution (10 wt%) drop-wise to the slurry until pH 12 was attained. The suspension was kept at room temperature for 1 h and then heated to 65 °C for 1 h with stirring. The suspension was cooled, filtered and washed with distilled water until the pH of the washing water was neutral, the material was dried at 120 °C, and calcined in static air at 500 °C (10 °C/min) for 5 h.

5 wt% Au/ TiO_2 was prepared using the deposition–precipitation method [17]. To prepare the catalyst (ca. 1 g) $\text{HAuCl}_4 \cdot 3\text{H}_2\text{O}$ (4.08 ml, 12.25 mg/ml) and TiO_2 (0.95 g, rutile) were added to distilled water (100 ml) with vigorous stirring. This mixture was heated to 60 °C and the pH was adjusted to pH 7 by the slow addition of aqueous NaOH (0.1 M). The solution was left stirring for 1 h at the final pH before cooling in ice for 20 min. The catalyst was then recovered by filtration, washed with distilled water until the pH of the washing water was neutral and dried in air (110 °C, 16 h).

5 wt% Au/CeO₂ was prepared using the deposition precipitation method in an analogous way. Ceria was synthesised from Ce(NO₃)₃·6H₂O (2.5 g) which was dissolved in ethanol and stirred for 1 h, then left to evaporate. The recovered solid was then calcined for 6 h at 550 °C (1 °C/min). Deionised water (400 ml) was heated to 60 °C and an appropriate amount of HAuCl₄·3H₂O was then added and stirred for 15 min. The ceria (2 g) was then added and 0.5 M Na₂CO₃ was added until pH 8 was reached and the slurry was then left for 1 h before filtering. The solid was washed with 1 l of hot deionised water and then dried at 110 °C for 5 h. The dried material was calcined at 500 for 5 h (10 °C/min). The resulting catalysts comprised metallic Au with 2–5 nm nano-particles as described previously [17].

All catalysts were pelleted and sieved to between 400 and 600 µm prior to loading in the reactor.

2.3 Catalyst Characterisation

Powder X-ray diffraction (XRD) analysis of the catalysts was carried out on a PANalytical X'pert Pro powder diffractometer (Malvern Panalytical, Malvern, UK) using a Cu source operated at 40 keV and 40 mA with a Ge (111) monochromator to select Kα1 X-rays. Patterns were analysed from measurements taken over the 2θ angular range 10°–80° (step size of 0.016°).

Scanning electron microscopy (SEM) was performed on a Tescan Maia3 (Tescan Orsay Holding, a.s., Czech Republic) field emission gun fitted (FEG-SEM) with an Oxford Instruments XMAXN 80. Images were acquired using the secondary electron (SE) and backscattered electron detectors (BSE). Samples were dispersed as a powder onto adhesive carbon Leit discs mounted onto aluminium stubs. Particle size distributions were recorded manually with a minimum of one hundred particles being examined.

2.4 Deacon Reaction

A reactor for the Deacon reaction was constructed wholly of Hastelloy C-276® (Supplementary Fig. S1). The gases (5% HCl/bal. Ar and dry air or dry 2% H₂/bal. air) were individually fed via calibrated mass flow controllers and mixed prior to flowing to the heated reactor (tube O.D. 0.375", I.D. 0.236"). All lines prior to and after the reactor oven were heated to 100 °C to prevent condensation. The reactor tube was filled with alumina spheres (diameter 0.6 mm) before and after the catalyst bed (Fig. S1c). Typically, catalyst (250 mg) was placed between quartz wool at the centre point of the reactor tube, which itself was placed in a PID controlled reactor oven (± 1 °C). The reactor effluent passed through an aqueous trap to dissolve the unreacted HCl and enable the HCl conversion to be calculated using an acid base titration. At ambient pressure, 4.39% HCl and

2.59% O₂ were passed through the reactor bypass (total flow 25 ml/min). The reactor containing catalyst (0.25 g) was then heated to 500 °C. When this reaction temperature was reached the bypass was switched so that the gases flowed over the reactor. Samples for titration were taken every 20 min and the reaction was continued for 4 h. Reactions in the absence of catalyst showed no conversion and a standard 7 wt% Ru/TiO₂ catalyst under these reaction conditions gave a steady state HCl conversion of 40% which under these reaction conditions is well below the equilibrium level of ca. 83% [18]. For reactions where H₂ was included 0.25% H₂ was added to the reaction gases. Argon was used to purge the reactor.

Reactant gases were passed into a liquid trap containing pre-weighed H₂O. These were exchanged periodically, and the loaded solutions titrated with a solution containing 0.1 M NaOH and with a phenolphthalein indicator to determine the HCl concentration. From this the conversion of HCl was calculated.

3 Results and Discussion

An initial reaction was carried out using the rutile–TiO₂ support and this showed very limited activity of ca. 1% conversion (Fig. 1). The data are shown for reactions after 60 min on-line at 500 °C as in the initial period HCl was adsorbed onto the catalyst/support; consequently, the data are shown when a steady-state activity was observed. The 5 wt% Au/TiO₂ catalyst showed a modest improvement in activity of

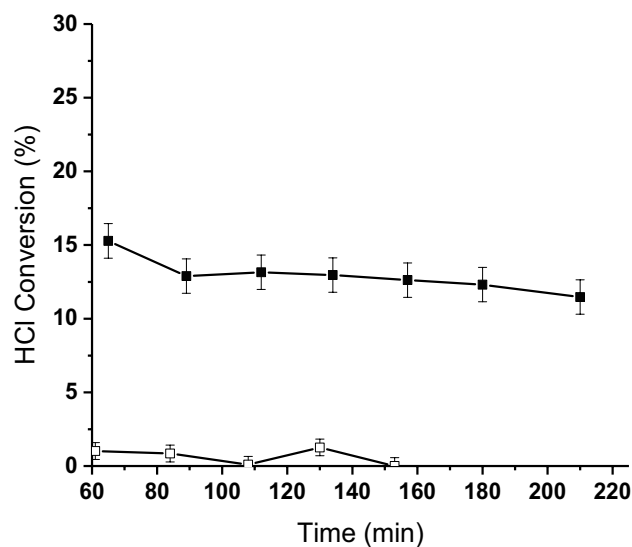


Fig. 1 Comparison of the HCl conversion over TiO₂ (open square) and 5% Au/TiO₂ (filled square) catalyst. Reaction conditions: Total flow = 25 ml/min; [HCl] = 4.39%; [O₂] = 2.59%; T = 500 °C; cat. = 250 mg

ca. 12% HCl conversion (Fig. 1). It should be noted that the equilibrium HCl conversion under these dilute reaction conditions at 500 °C is 72.7% (Supplementary Fig. S2). The catalyst was characterised by XRD and SEM prior to reaction in both the as-made and as-pelleted state (Supplementary Fig. S3). The diffraction patterns for both the fresh and pelleted catalysts were consistent with the rutile-TiO₂ diffraction pattern (JCPDS: 88-1175) with strong reflections at $2\theta = 27.6^\circ$, 36.3° and 54.5° . No Au reflections (typically $2\theta = 38^\circ$, 44° and 65°) are visible in the diffraction patterns and we consider that the adsorbed nano-particles are ≤ 5 nm in diameter. Electron microscopy (Supplementary Fig. S3) of the fresh and pelleted catalysts were obtained with the backscatter and in-line detectors and Au nano-particles are visible, however, in general these are < 7 nm in diameter. From the images the dispersion of Au does not appear efficient, with some aggregates of Au nano-particles present. However, this is close to the limit of the detector and previous work using a comparative preparation has shown particles ranging from 2 to 5 nm which has been shown to be optimal for many redox reactions [17].

It is clear that Au/TiO₂ is not an effective Deacon catalyst, as the activity for a reference 7 wt% RuO₂/TiO₂ catalyst gave ca. 40% HCl conversion at 500 °C for 3 h time-on-line under these conditions (Supplementary Fig. S4). We also investigated the 5 wt% Au/CeO₂ catalyst and CeO₂ at 500 °C under these conditions (Fig. 2) and in this case Au gave no increase in activity over that observed for the CeO₂ support. Over both materials the HCl conversion can be observed to decrease from ca. 25 to 15% from 120 min time-on-line. At this stage, we therefore concluded that Au is not an effective

catalyst for the Deacon reaction, which suggests that using oxygen dissociation energy is not an appropriate indicator of activity for this reaction. It is possible that Au cannot simultaneously activate HCl and O₂. In the acetylene hydrochlorination reaction it is proposed that [15] the Au⁺ initially activates HCl and the Au⁺/HCl complex interacts with the acetylene and perhaps this pathway is not effective with O₂.

It is known that dioxygen cannot by itself initiate a radical reaction but can in effect propagate such reactions once an initial activation has been achieved. One such initiator can be molecular hydrogen, which will then lead to the formation of a reactive hydroperoxy species. Indeed, previous studies using gold catalysts for propene oxidation [19] have shown that selective oxidation to propene oxide requires the addition of H₂ as a co-reactant. With this in mind, we carried out the Deacon reaction under the same reaction conditions at 500 °C but with the addition of H₂ (0.25%). The results shown in Fig. 3 show that the catalyst activity can be improved for both TiO₂ and the 5 wt% Au/TiO₂ catalyst, with the effect being more marked when Au is present (Figs. 1 and 3). However, the steady state activity was still considerably lower than observed for the 7 wt% RuO₂/TiO₂ catalyst in the absence of H₂ (Supplementary Fig. S3). The observation that H₂ can enhance the Deacon reaction with TiO₂ alone is a very interesting observation. For the Au/TiO₂ catalysed propene epoxidation with H₂ and O₂ it is often discussed that activation occurs at the contact rim between the Au nano-particles and the support [20]. However, in this case activation of the H₂ is occurring without the need for the gold interfacial sites and this is an effect that warrants further investigation.

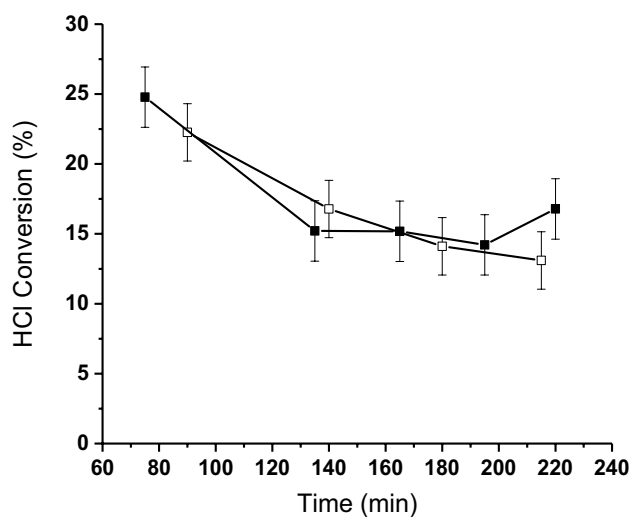


Fig. 2 Comparison of the HCl conversion over CeO₂ (open square) and 5% Au/CeO₂ (filled square) catalyst. Reaction conditions: Total flow = 25 ml/min; [HCl] = 4.39%; [O₂] = 2.59%; T = 500 °C; cat. = 250 mg

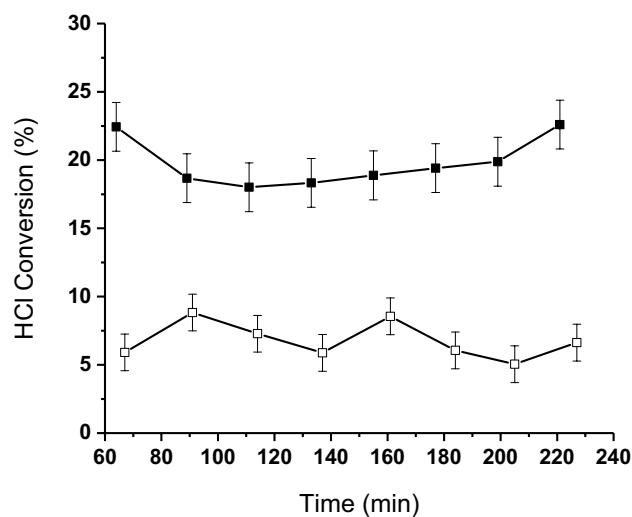


Fig. 3 Comparison of the HCl conversion over TiO₂ (open square) and 5% Au/TiO₂ (filled square) catalyst with H₂. Reaction conditions: Total flow = 25 ml/min; [HCl] = 4%; [O₂] = 2%; [H₂] = 0.25%; T = 400 °C; cat. = 250 mg

4 Conclusions

While gold can be an effective catalyst for a range of oxidation reactions and is acknowledged to be the best catalyst for acetylene hydrochlorination [15] our brief study shows that gold does not show promise for the Deacon reaction; gold is not able to simultaneously activate O₂ and HCl which is a requirement for the Deacon reaction. When H₂ is introduced as a co-reactant the situation changes and gold does display some Deacon activity.

Acknowledgements We thank BASF for financial support. We thank Steve Morris for technical support and Nia Richards for assistance with the reactor schematic.

Compliance with Ethical Standards

Conflict of interest The authors declare no conflict of interest.

Open Access This article is licensed under a Creative Commons Attribution 4.0 International License, which permits use, sharing, adaptation, distribution and reproduction in any medium or format, as long as you give appropriate credit to the original author(s) and the source, provide a link to the Creative Commons licence, and indicate if changes were made. The images or other third party material in this article are included in the article's Creative Commons licence, unless indicated otherwise in a credit line to the material. If material is not included in the article's Creative Commons licence and your intended use is not permitted by statutory regulation or exceeds the permitted use, you will need to obtain permission directly from the copyright holder. To view a copy of this licence, visit <http://creativecommons.org/licenses/by/4.0/>.

References

- Pérez-Ramírez J, Mondelli C, Schmidt T et al (2011) Sustainable chlorine recycling via catalysed HCl oxidation: from fundamentals to implementation. *Energy Environ Sci* 4:4786–4799
- Johnson AJ, Cherniavsky AJ (1951) Chlorine production. US Patent 2,542,961
- Pan HY, Minet RG, Benson SW, Tsotsis TT (1994) Process for converting hydrogen chloride to chlorine. *Ind Eng Chem Res* 33:2996–3003
- Mortensen M, Minet RG, Tsotsis TT, Benson SW (1999) The development of a dual fluidized-bed reactor system for the conversion of hydrogen chloride to chlorine. *Chem Eng Sci* 54:2131–2139
- Nieken U, Watzenberger O (1999) Periodic operation of the Deacon process. *Chem Eng Sci* 54:2619–2626
- López N, Gómez-Segura J, Marín RP, Pérez-Ramírez J (2008) Mechanism of HCl oxidation (Deacon process) over RuO₂. *J Catal* 255:29–39
- Henze G, Urtel H, Sesing M, et al (2011) Catalyst comprising ruthenium and nickel for the oxidation of hydrogen chloride. US Patent 0268649
- Mondelli C, Amrute AP, Krumeich F et al (2011) Shaped RuO₂/SnO₂-Al₂O₃ catalyst for large-scale stable Cl₂ production by HCl oxidation. *ChemCatChem* 3:657–660
- Teschner D, Farra R, Yao L et al (2012) An integrated approach to Deacon chemistry on RuO₂-based catalysts. *J Catal* 285:273–284
- Amrute AP, Mondelli C, Moser M et al (2012) Performance, structure, and mechanism of CeO₂ in HCl oxidation to Cl₂. *J Catal* 286:287–297
- Amrute AP, Mondelli C, Pérez-Ramírez J (2012) Kinetic aspects and deactivation behaviour of chromia-based catalysts in hydrogen chloride oxidation. *Catal Sci Tech* 2:2057–2065
- Amrute AP, Larrazábal GO, Mondelli C, Pérez-Ramírez J (2013) CuCrO₂ delafossite: a stable copper catalyst for chlorine production. *Angew. Chem. Int. Ed.* 52:9772–9775
- Over H, Schomäcker R (2013) What makes a good catalyst for the Deacon process? *ACS Catal* 3:1034–1046
- Roldan A, Ricart JM, Illas F, Pacchioni G (2010) O₂ adsorption and dissociation on neutral, positively and negatively charged Au_n (n = 5–79) clusters. *Phys Chem Chem Phys* 12:10723–10729
- Malta G, Kondrat SA, Freakley SJ et al (2017) Identification of single-site gold catalysts in acetylene hydrochlorination. *Science* 355:1399–1402
- Haruta M, Yamada N, Kobayashi T, Iijima S (1989) Gold catalysts prepared by coprecipitation for low-temperature oxidation of hydrogen and of carbon monoxide. *J Catal* 115:301–309
- Dimitratos N, Villa A, Bianchi CL et al (2006) Gold on titania: Effect of preparation method in the liquid phase oxidation. *Appl Catal A: General* 311:185–192
- Zhao J, Fu D, Song N, Yuan X, Bi X (2019) Reaction kinetics of HCl catalytic oxidation over a supported Cu-based composite industrial catalyst. *Ind Eng Chem Res* 58:9246–9256
- Haruta M, Uphade BS, Tsubota S, Miyamoto A (1998) Selective oxidation of propylene over gold deposited on titanium-based oxides. *Res Chem Intermed* 24:329–336
- Nijhuis TA, Visser T, Weckhuysen BM (2005) Mechanistic study into the direct epoxidation of propene over gold/titania catalysts. *J Phys Chem B* 109:19309–19319

Publisher's Note Springer Nature remains neutral with regard to jurisdictional claims in published maps and institutional affiliations.