

We are IntechOpen, the world's leading publisher of Open Access books Built by scientists, for scientists

5,200

Open access books available

128,000

International authors and editors

150M

Downloads

Our authors are among the

154


Countries delivered to

TOP 1%

most cited scientists

12.2%

Contributors from top 500 universities



WEB OF SCIENCE™

Selection of our books indexed in the Book Citation Index
in Web of Science™ Core Collection (BKCI)

Interested in publishing with us?
Contact book.department@intechopen.com

Numbers displayed above are based on latest data collected.
For more information visit www.intechopen.com



C-H Activation/Functionalization via Metalla-Electrocatalysis

Guilherme M. Martins, Najoua Sbei, Geórgia C. Zimmer and Nisar Ahmed

Abstract

In conventional methods, C–H activations are largely involved in the use of stoichiometric amounts of toxic and expensive metal & chemical oxidants, conceding the overall sustainable nature. Meanwhile, undesired byproducts are generated, that is problematic in the scale up process. However, electrochemical C–H activation via catalyst control strategy using metals as mediators (instead electrochemical substrate control strategy) has been identified as a more efficient strategy toward selective functionalizations. Thus, indirect electrolysis makes the potential range more pleasant, and less side reactions can occur. Herein, we summarize the metalla-electrocatalysis process for activations of inert C–H bonds and functionalization. These Metalla-electrocatalyzed C–H bond functionalizations are presented in term of C–C and C–X (X = O, N, P and halogens) bonds formation. The electrooxidative C–H transformations in the presence of metal catalysts are described by better chemoselectivities with broad tolerance of sensitive functionalities. Moreover, in the future to enhance sustainability and green chemistry concerns, integration of metalla-electrocatalysis with flow and photochemistry will enable safe and efficient scale-up and may even improve reaction times, kinetics and yields.

Keywords: metalla-electrocatalysis, C–H bonds activation, catalyst control strategy, mediators, atom and step economy

1. Introduction

The direct functionalization of C–H bonds provides a powerful synthetic pathway for selective C–C and carbon–heteroatom (C–X) bond formation, thus improving atom- and step economy as well as rationalization of chemical synthesis [1, 2]. In the field of conventional C–H activation, prefunctionalization of substrates, generally high temperatures, acidic conditions and/or the use of stoichiometric oxidants (such as a peroxide, a hypervalent iodine) are required due to the high bond dissociation energies, unreactive molecular orbital profiles, low acidities, and ubiquitous nature of the C–H bonds [3, 4]. The stoichiometric amount of reagents/oxidants affect the product's selectivity, additionally the formation of by-products result in overall low turnover of the reaction. Electrochemical C–H functionalization has advantages as this process avoids prefunctionalization of substrates and offering the direct transformation of a simple substrate to a complex and valuable molecule [5]. However, for C–H functionalization, still need a high oxidation potential for selective C–H bonds activation compared

to organic solvents and common functional groups. To overcome this problem, indirect electrolysis via catalysts control strategy (mediators such as redox metal catalysts) is beneficial, makes the potential range more pleasant and has control over selectivity at mild conditions that is not observed through classical catalyst control strategy [6, 7]. From the 90's, great progress was observed in the evolution of reactions involving control of regioselectivity and enantioselectivity. Much of this merit was achieved by the evolution of catalysts based on high-performance transition metals. Derivatives of organic halides, triflates and several other leaving groups are still applied in reactions of aryl alkylations (Friedel-Crafts) and in cross-coupling reactions with several organometallic reagents. In addition, alkenes are also good substrates for aryl alkylation, alkenylation, or for cross-coupling reactions catalyzed by transition metals, using the corresponding halides or correlated substrates. However, most of the known transition metal catalysts do not meet all the requirements of modern developments, and often the biggest limitation is low efficiency and high costs to obtain efficient ligands. Faced with this challenge, there is an increasing use of new technologies applied concurrently to these catalytic systems, making transition metal catalysts more efficient and cleaner, enabling new mechanistic routes [8]. Additionally, the use of electrochemistry concomitant with the chemistry of transition metals offers a powerful strategy, since it avoids the use of external redox additives [9].

Electrocatalysis is a field of electrochemistry that has been gaining great growth in recent years due to the several advantages. In indirect electrochemical reactions, the exchange of electrons occurs between a mediator and the organic substrate. Therefore, by varying the applied current or voltage of the power source, the oxidation or reduction capacity of the electrochemical system can be manipulated, this being a great advantage in the method. Likewise, the redox mediator alters the applied potential required for electron transfer, making the potential range more pleasant, and fewer side reactions can occur, avoiding overoxidation, dimerization, parallel reactions or electrode passivation (**Figure 1**). In addition, electrocatalysis deals with the development for energy storage, solar fuels, fuel cells, and also other electrochemical devices with charge transfer reactions interfacial control [10].

Whereas the redox potentials and the selectivity of the reaction can be controlled by changing the ligand of the mediators of the complex transition metals. With the use of electrochemistry this process can become more selective, due to the possibility of controlling the electrical potential of the reaction

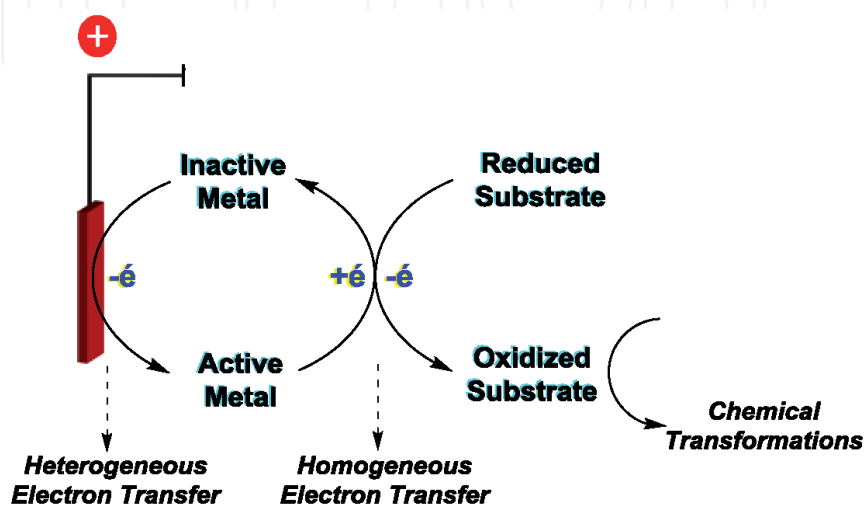


Figure 1.
General illustration of indirect anodic transformation.

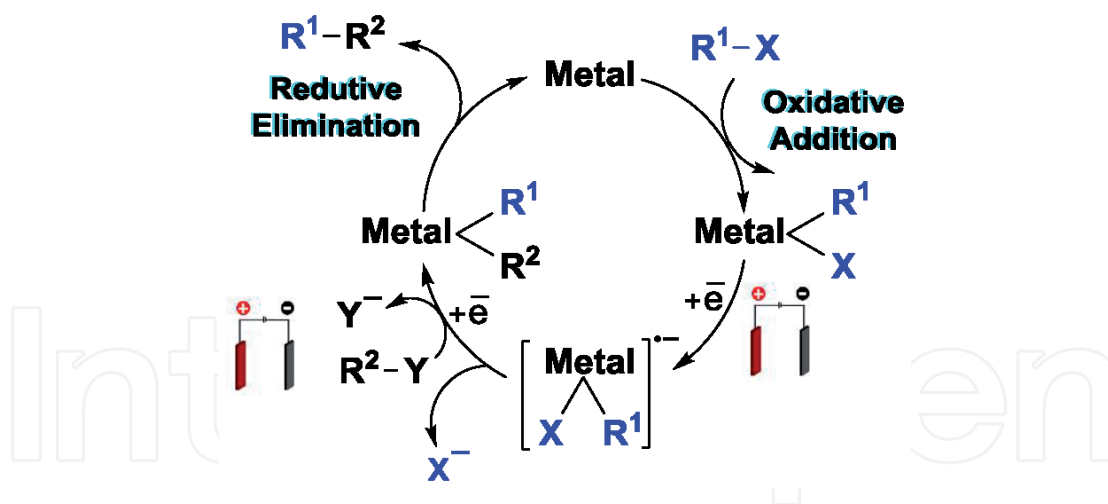


Figure 2.
 General mechanism for cross-coupling reactions with transition metal mediator.

	UNDIVIDED CELL	DIVIDED CELL
A = CONSTANT CURRENT		
V = CONSTANT POTENTIAL		

Figure 3.
 Cell notations.

medium by changing the voltage (V) or the electric current (A) through the energy source (**Figure 2**) [11].

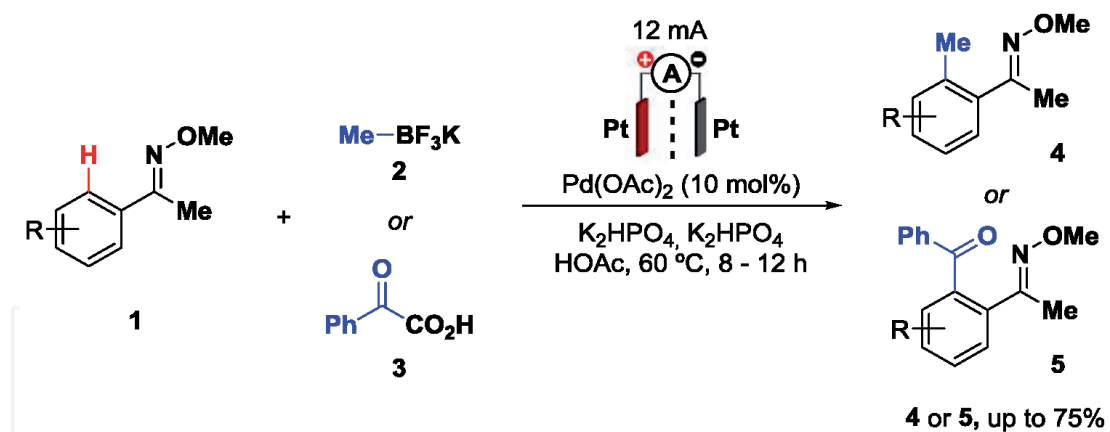
Considering this, we have prepared an overview of the recent metalla-electrocatalysis process for activation/functionalization of inert C–H bonds. The perspective and limitations together with mechanistic discussions will be presented.

To offer an easy interpretation of the different catalytic systems discussed here, we will use a standardized notation, differentiating the divided cell from the undivided cell, as well as if the reaction follows via constant current or constant potential (**Figure 3**). Additionally, the different types of electrodes will be added along with other details, offering a better experience for the reader.

2. C-C bond formation

The possibility of extending an organic structure through the formation of new C-C bonds is essential for medicinal chemistry, synthesis of natural products, materials chemistry and even agrochemical synthesis, among others [12–14]. Synthetic methodologies via carbometallation have been intensively developing in recent decades, and group 8–11 metals stand out in these transformations [15].

Palladium-catalyzed C-H cross-coupling reactions are known to be powerful tool to build new C-C bonds. Considering this, Mei and co-workers reported a C(sp²)-H coupling of ketoximes **1** with organoboron **2** or α -ketoacid **3** reagents catalyzed by Pd, using electrical current instead of external oxidants (**Figure 4**) [16]. In an H-type divided cell, with two platinum electrodes and a Nafion 117 membrane at 60°C,



Representative examples:

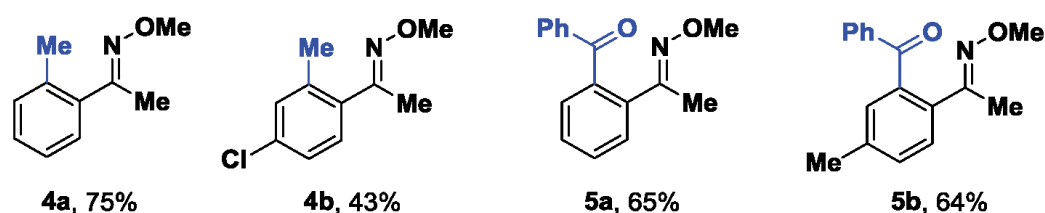


Figure 4.
C(sp²)-H coupling catalyzed by Pd of ketoximes with organoboron or α-ketoacid reagents.

several substituted oxime ethers were applied, and the corresponding methylated **4** and acylated **5** products were obtained, with yields of up to 75% isolated.

Considering experimental results, the authors suggest a mechanism for C(sp²)-H methylation via electrochemical oxidation (**Figure 5**). Initially, the palladium catalyst coordinates with a nitrogen atom, approaching the ortho-C-H bond, activating the C(sp²)-H bond to form the palladacycle. Transmetalation with MeBF₃K under anodic oxidation conditions can provide Pd(III) or Pd(IV), which followed by reductive elimination, delivers the methylated product **4**, regenerating the Pd(II) species. The authors do not rule out the possibility of alkylation going via Pd(II)/Pd(0). It is worth mentioning that the cyclic voltammogram of palladacycle revealed an oxidation wave at 1.21 V *vs* Ag/AgCl, suggesting that the anode can oxidize the aryl palladium(II) intermediate to a high-valued Pd(III) or Pd(IV) species.

Asymmetric catalysis has valuable applications in the synthesis of useful compounds. A greater understanding of the mechanisms involved contributes to expanding its scope, as well as the use of new technologies, which should offer new insights. Ackermann and co-workers reported the very first asymmetric metallaelectrocatalyzed C-H activation [17]. With the aid of a transient directing group (TDG) using graphite felt and platinum electrodes, pallada-electrocatalysis was obtained in high enantioselectivities under moderate reaction conditions, providing the synthesis of highly enantiomerically-enriched biaryls axially chiral scaffolds **9** (**Figure 6**). Likewise, vinyl phosphonate, vinyl sulfone and cholesterol derivatives have increased the versatility of the method. Mechanistic experiments and computation studies provided important insights into the intermediates and the catalyst's path of action with the TDG. Kinetic studies with isotopically labeled substrates suggest that the activation of C-H is the determining step of the reaction.

C-centered radical cyclization under electrochemical conditions has been used to obtain cyclic structures. These radicals are highly reactive and attractive in organic synthesis, and has received attention. Pan and co-workers reported an electrosynthesis of functionalized 1-naphthols using alkynes and 1,3-dicarbonyl compounds by (4 + 2)

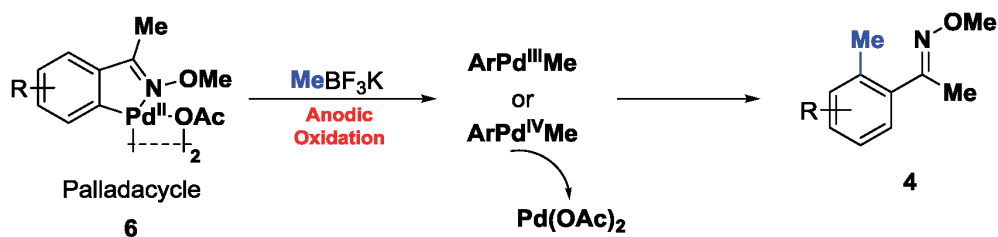
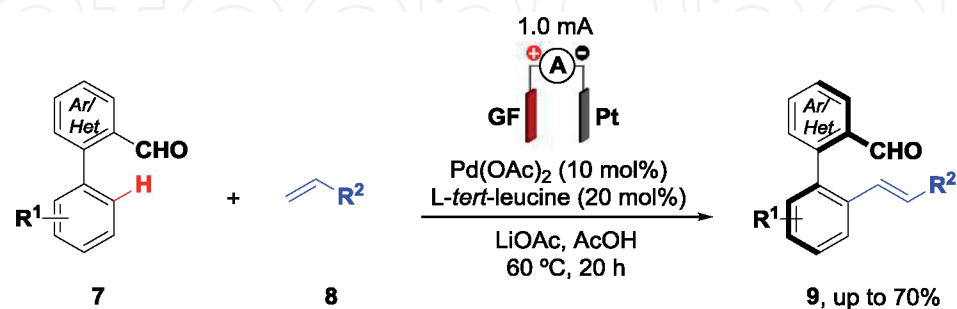


Figure 5. Representative mechanism for C(sp^2)-H coupling catalyzed by Pd of ketoximes with organoboron reagent.



Representative examples:

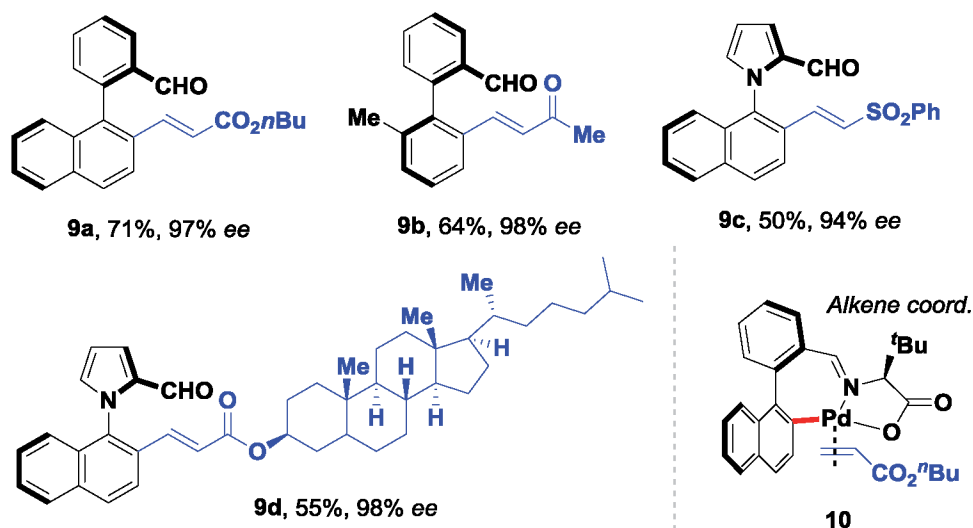


Figure 6. Asymmetric metalla-electrocatalyzed C-H activation for the synthesis of axially enantioenriched biaryl and heterobiaryl.

annulation of C-centered radical [18]. The reactions were carried out in an undivided cell in the presence of Cp_2Fe as a catalyst in THF/EtOH at a constant potential of 1.15 V vs. Ag/AgCl with NaOEt (30 mol%), during 2 h at 100°C (**Figure 7**). In general, good yield were obtained for compounds with the electron-donating or electron-withdrawing substituents, up to 84%. According to the control experiments, radical intermediates are involved and with absence of Cp_2Fe the product was obtained with reduced yield, that is, direct electrolysis results in lower yields. Based on this and cyclic voltammetry experiments, a possible mechanism was proposed (**Figure 8**). Under electrochemical conditions, it is necessary to form the conjugate base **14** to react with Cp_2Fe due the oxidation potential of intermediate **14** is slightly lower than Cp_2Fe . The ethoxy ion was formed from cathodic reduction and reacts with the compound **1a** to form the intermediate **14**. Meanwhile, at the anode, Cp_2Fe is oxidized to Cp_2Fe^+ , which can be oxidized to intermediate **14** to conduct the single-electron transfer, generating a C-radical intermediate **15**. The radical intermediate **15** react with compound **12** to give

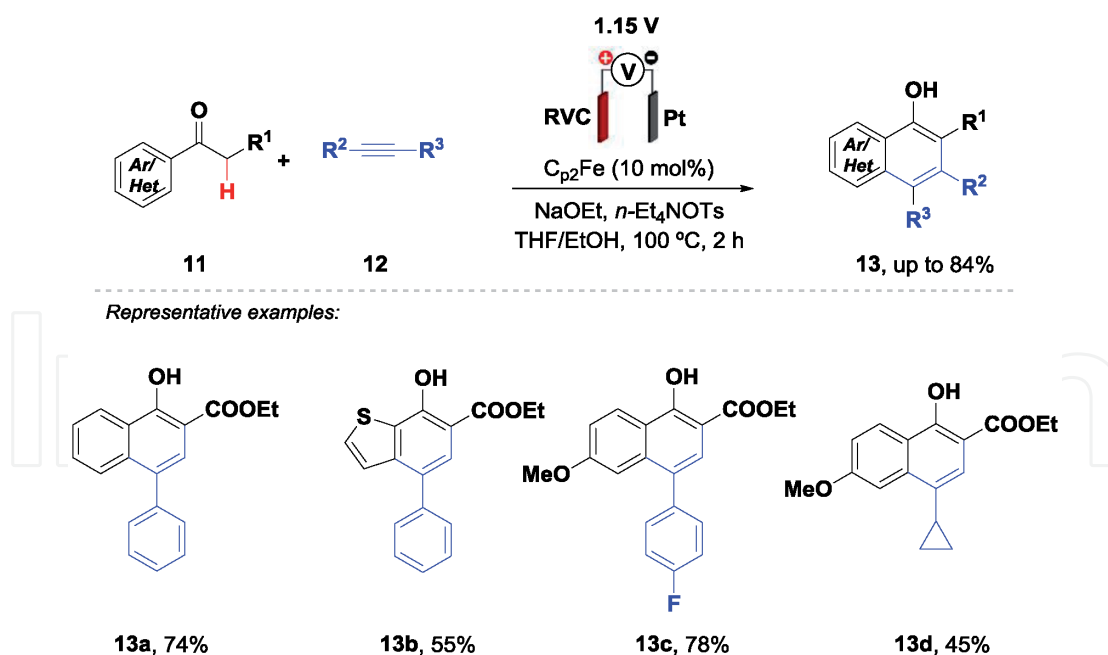


Figure 7.
Electrocatalytic intermolecular annulation of alkyne with 1,3-dicarbonyl.

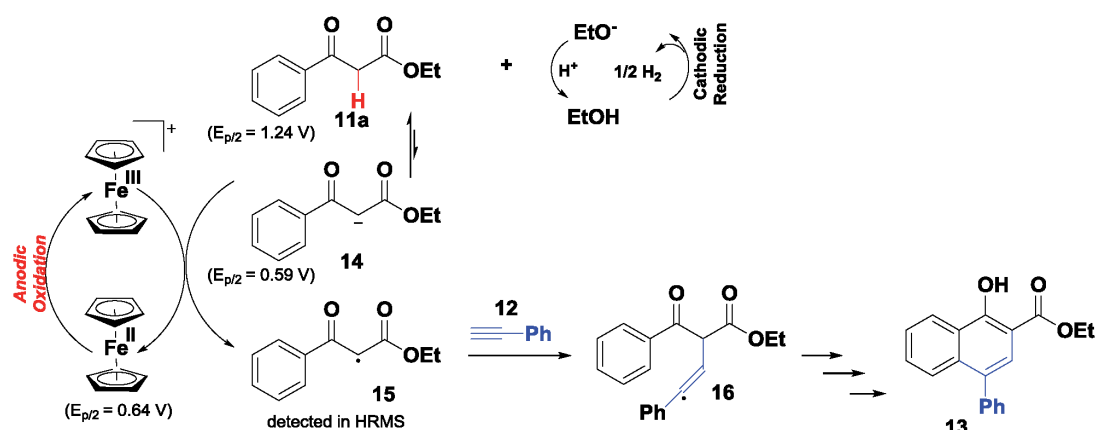


Figure 8.
Proposed mechanism for electrocatalytic synthesis of functionalized 1-naphthols.

intermediate **16**. From this point an intramolecular cyclization occurs leading to obtain the product **13**.

Ackermann and co-workers reported an electrooxidative C-C alkenylation performed by rhodium(III) catalysis [19]. This reaction proceeded with ample scope and excellent levels of chemo- and position selectivities within an organometallic C-C activation manifold. The reactions were carried out in an undivided cell, in a constant current at 4.0 mA using $[Cp^*RhCl_2]_2$ as catalyst, in combination with a platinum plate cathode and a reticulated vitreous carbon (RVC) at anode, along with KOAc as additive in H₂O at 100 °C (**Figure 9**). According to the examination of leaving group substitution pattern, tertiary and secondary alcohols bearing either aryl or alkyl groups led the product **19**. Contrarily, a primary alcohol did not deliver the desired product, illustrating the importance of the acidic functionality for inducing the C-C cleavage. This methodology revealed to be a position-selective rhodium-catalyzed C-C activation of 1,2,3-trisubstituted arenes **17**. Mechanism analysis showed that C-C activation occurred significantly faster as compared to corresponding C-H activation. Furthermore, the presence of molecular hydrogen

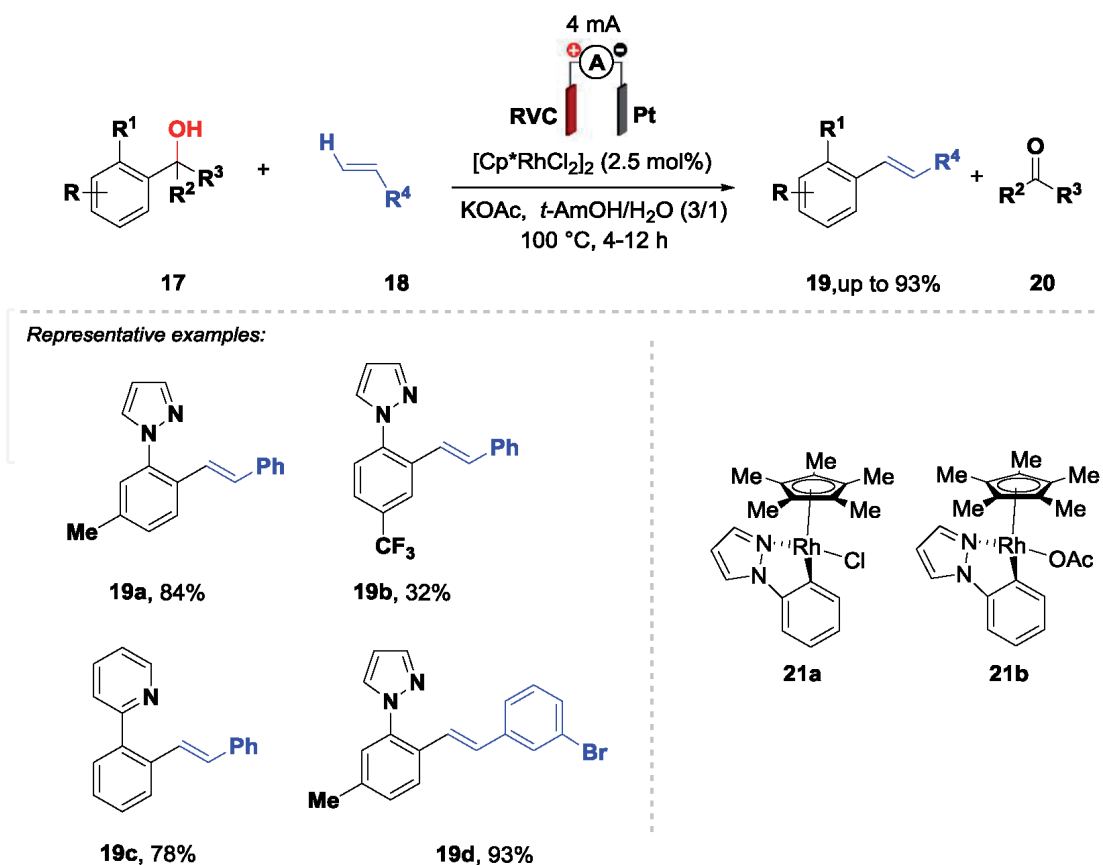


Figure 9.
 Electrochemical C–C alkenylation by rhodium(III) catalysis.

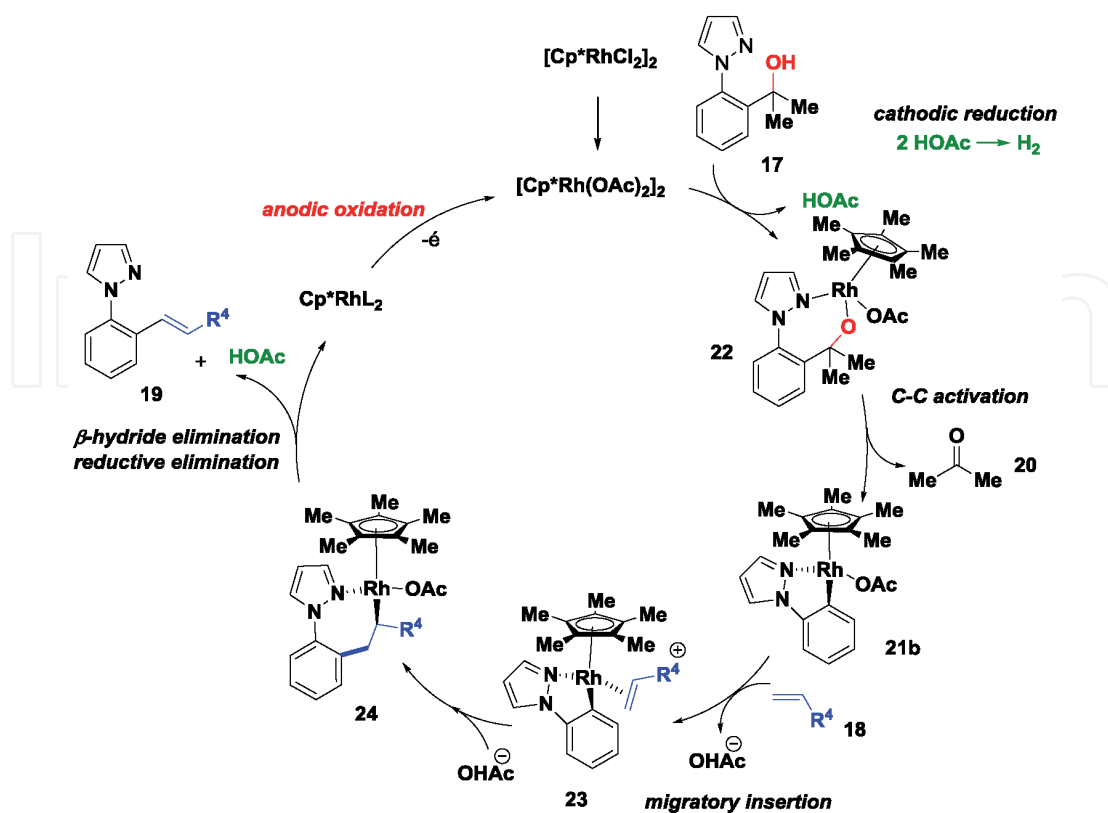


Figure 10.
 Proposed catalytic cycle for the rhodium-electrocatalysed C–C alkenylation.

as byproduct was confirmed by gas-chromatographic headspace analysis. The previously prepared complex **21a-b** showed to be a competent catalyst, proving the organometallic nature of the electro-oxidative C–C alkenylation. The cyclic voltammetry experiments showed clearly a ligand exchange, forming $[\text{Cp}^*\text{Rh}(\text{OAc})_2]_2$. The proposed reoxidation of rhodium(I) species to regenerate the catalytically competent rhodium(III) was explored with the well-defined $\text{Cp}^*\text{Rh}(\text{I})$ complex $[\text{Cp}^*\text{Rh}(\text{cod})]$. This complex was shown to be easily oxidized at $E_p = -0.16$ V versus $\text{Fc}^{+/0}$. Based on this study a plausible catalytic cycle for the rhodium-electrocatalyzed C–C alkenylation was proposed (Figure 10).

Mo and co-workers reported a general electrochemical strategy for the combined trifluoromethylation/C(sp²)–H functionalization using Langlois' reagent as the CF_3 source [20]. The reactions were carried out in an undivided cell using MnBr_2 as the mediator, H_3PO_4 as the sacrificial oxidant, Pt as the electrodes with a constant electric current of 10 mA for 6 h (Figure 11).

The mechanism study by cyclic voltammetry showed that combination of MnBr_2 and $\text{CF}_3\text{SO}_2\text{Na}$ exhibits a quasi-reversible anodic CV feature at 0.83 V, that was attributed to the $\text{Mn}^{\text{II}}/\text{Mn}^{\text{III}}$ redox couple of the CF_3 -bond complex. When the reagent was added in mixture of MnBr_2 and $\text{CF}_3\text{SO}_2\text{Na}$, it was observed the presence of two irreversible anodic waves of 0.94 and 1.59 V, which correspond to the formation of the putative $\text{Mn}^{\text{III}}\text{-CF}_3$ and the single electron oxidation leading to the final product. Summarizing, the $\text{Mn}^{\text{III}}\text{-CF}_3$ species is produced by anodic oxidation of Mn^{II} in the presence of Langlois reagent. After, Mn-assisted delivery of $\text{CF}_3\cdot$ to the olefin forming a carbon radical. Subsequently, the aromatic ring radical is

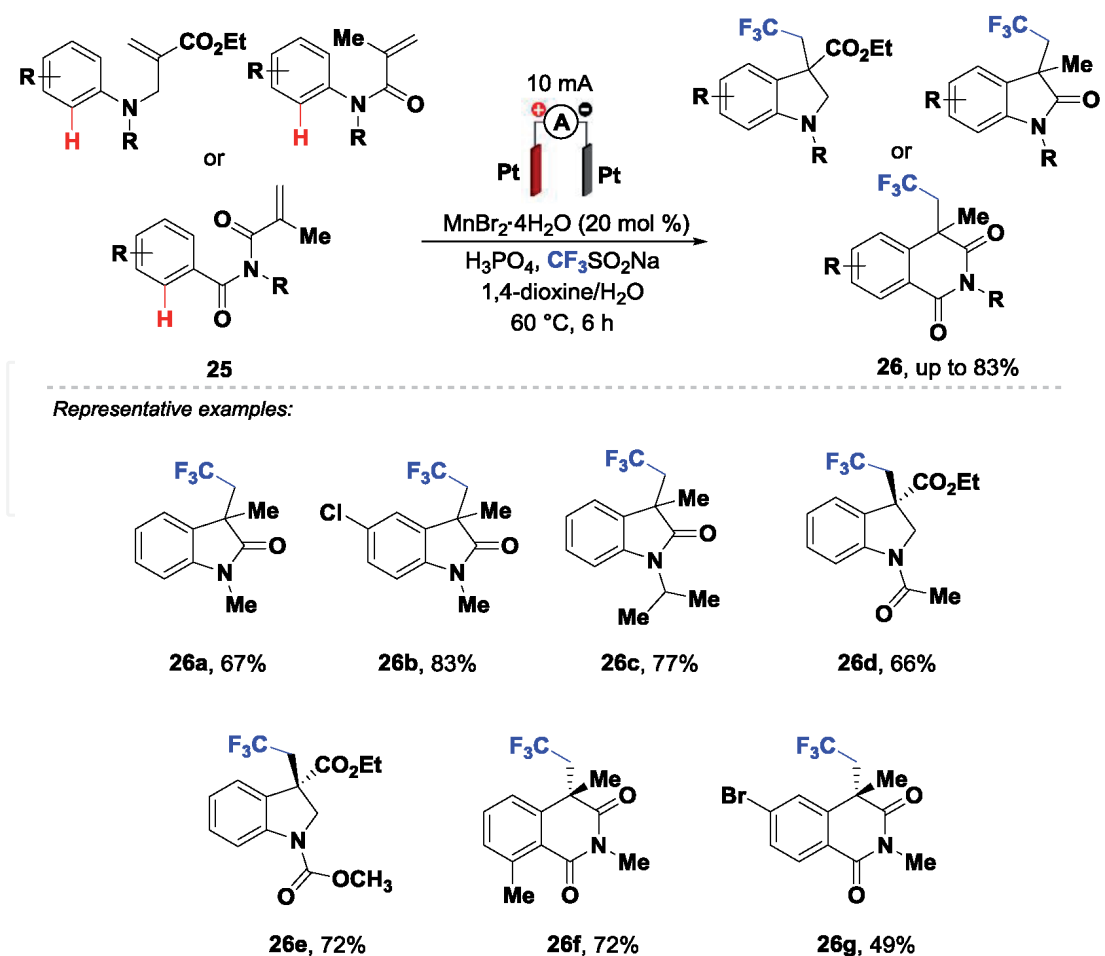


Figure 11. Oxidant-free electrochemical trifluoromethylation-initiated radical oxidative cyclization.

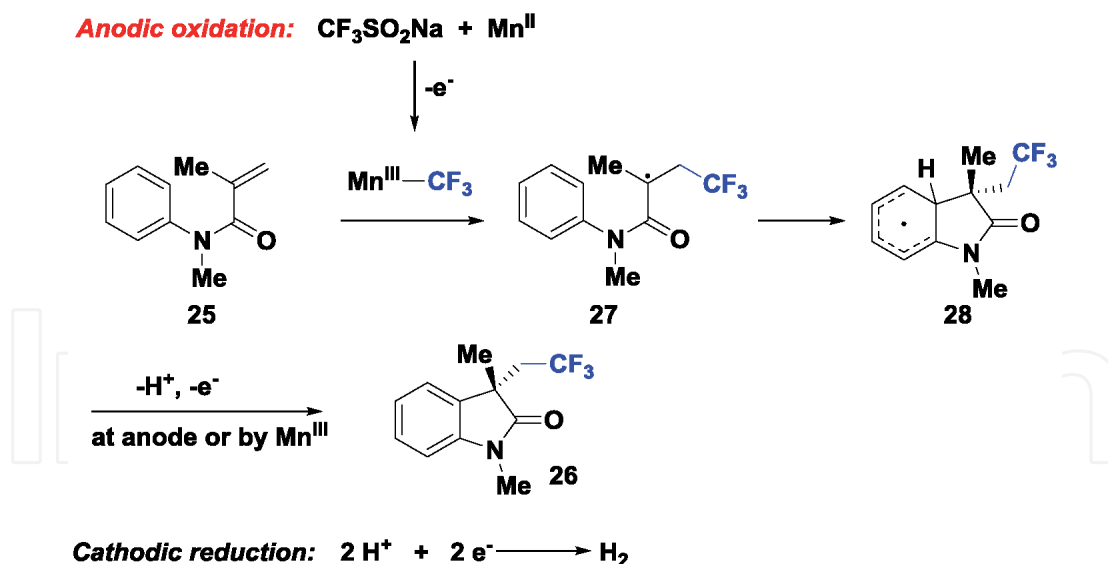


Figure 12.
Proposed mechanism for trifluoromethylation/C(sp²)-H functionalization.

formed and following by either anode or Mn^{III} -mediated oxidation, then product 26 was obtained (Figure 12).

3. C-X (X = O, N, P, halogen) bond formation

The organic molecules with C-N, C-P, C-O, and C-Cl bond play an important role in the biological application, such as drug synthesis, agrochemicals, etc. [21–24]. Therefore, the new synthetic strategies to form a carbon-heteroatom bond have been made in the developments of various electrochemical methods based on metal-catalysis such as Pd, Co, Mn, Ag, and Rh. In this context, Lei and co-workers reported a C-H/N-H coupling catalyzed by Pd to synthesize of pyrido[1,2-*a*]benzimidazole [25]. Under the mild condition, different N-phenylpyridin-2-amine could afford the desired product in yields of up to 99% (Figure 13). The reaction was performed in an undivided cell equipped with a carbon plate as anode and a Fe plate as a cathode, under a constant current, using the system $\text{CH}_3\text{CN}/\text{LiClO}_4$ as a solvent/electrolyte.

As an improvement of this transformation, the authors suggest a mechanism for C-H/N-H coupling reaction catalyzed by Pd(II) via electrochemical oxidation (Figure 14). Initially, Pd(II) coordinates with a nitrogen atom of substrate 29 to form the intermediate 31, which gives the complex intermediate 32 after electrophilic deprotonation. The latter then underwent a reductive elimination process to provide the desired product 30 and Pd(0). Finally, Pd(0) oxidized at the anode to be recovered to Pd(II).

Cobalt-catalyzed C-H cross-coupling reactions are known to be a strong implement to build new C-N bonds [26]. In this context, Lei and co-workers reported a C(sp²)-H coupling catalyzed by Co of quinoline amide 32 with secondary amine 33 (Figure 15) [27]. Under a constant current of 10 mA, a large family of desired product 34 was obtained in moderate to good yields up to 74%. The reaction proceeds in a divided cell equipped with a carbon plate as an anode in acetonitrile and a Ni plate cathode in methanol. Independently from Lei group, Ackermann group [28] also reported the Co-catalyzed electrooxidative reaction of amides derivatives 35 and a secondary amine 36 (Figure 16). The authors achieved the best results in an undivided cell equipped with an RVC and Pt as the anode/cathode system,

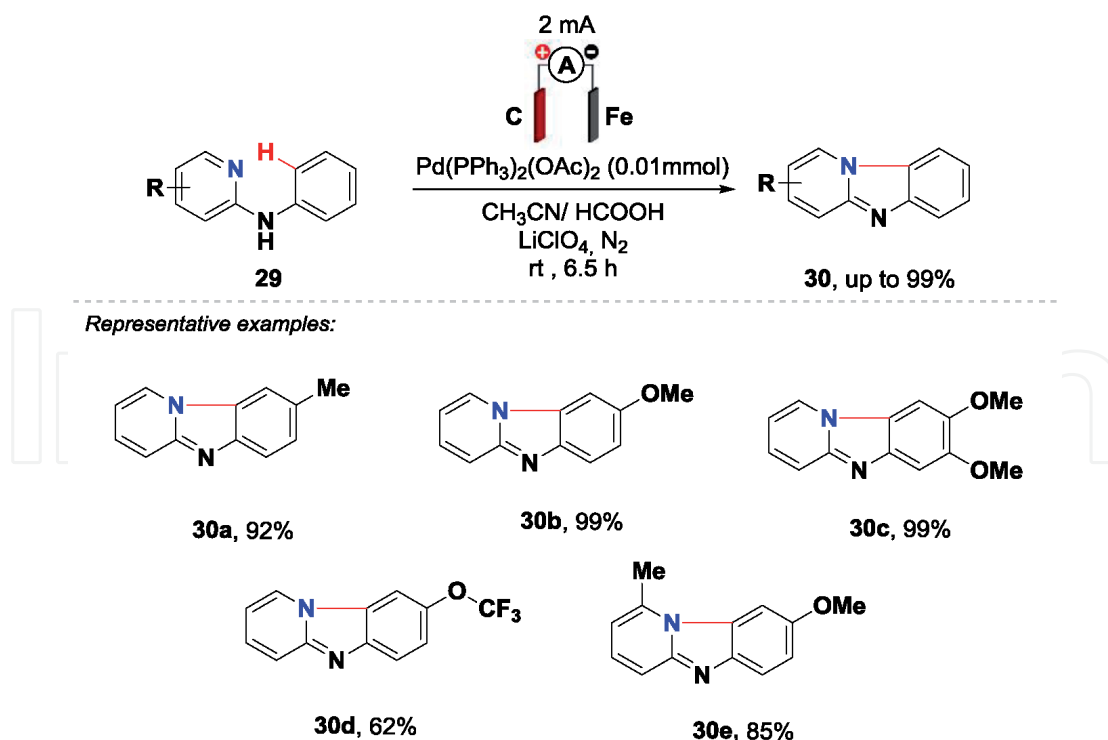


Figure 13.
Pd-catalyzed C-N bond formation.

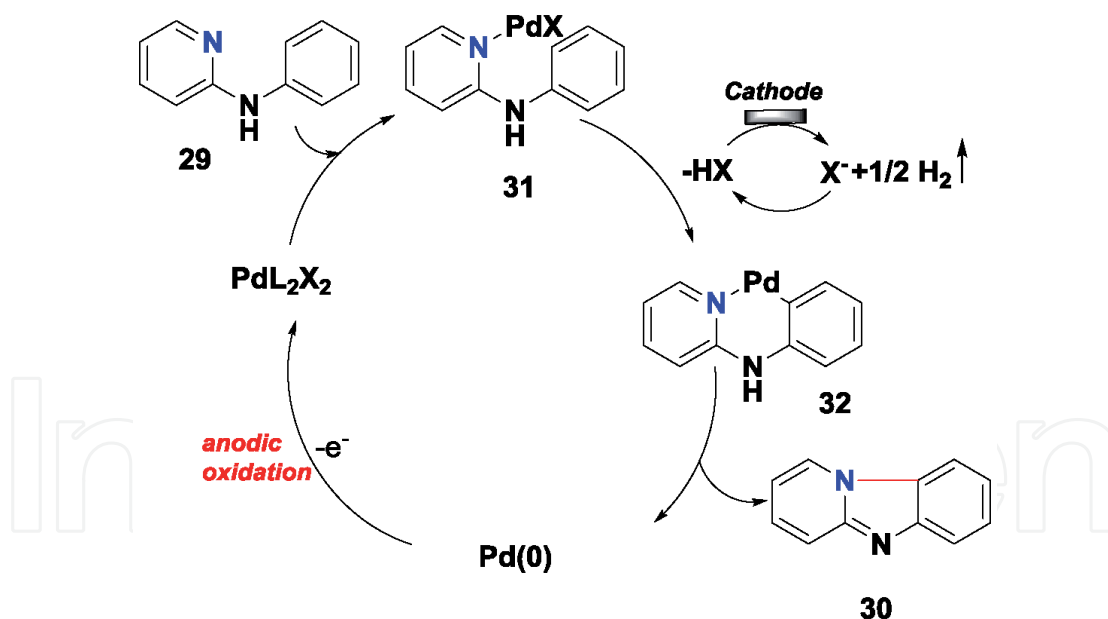


Figure 14.
A plausible mechanism for C(sp²)-H coupling catalyzed by Pd of N-phenylpyridin-2-amine.

at a constant current of 2.5 mA. The desired products **37** were formed in excellent yields of up to 83%.

As an improvement of this methodology, the authors suggest a plausible mechanism (**Figure 17**). In the path I: Co(II) is oxidized at the anode to give Co(III); which coordinates with N-(quinolin-8-yl)benzamide **35** to form Co(III)-species **39**. In the Path II: Co(II) coordinated to N-(quinolin-8-yl)benzamide **35** to get Co(II)-complex **38**, in the presence of a base. This Co(II)-species **38** is oxidized at the anode to provide Co(III)-species **39**. Then, C-H activation took place by the base,

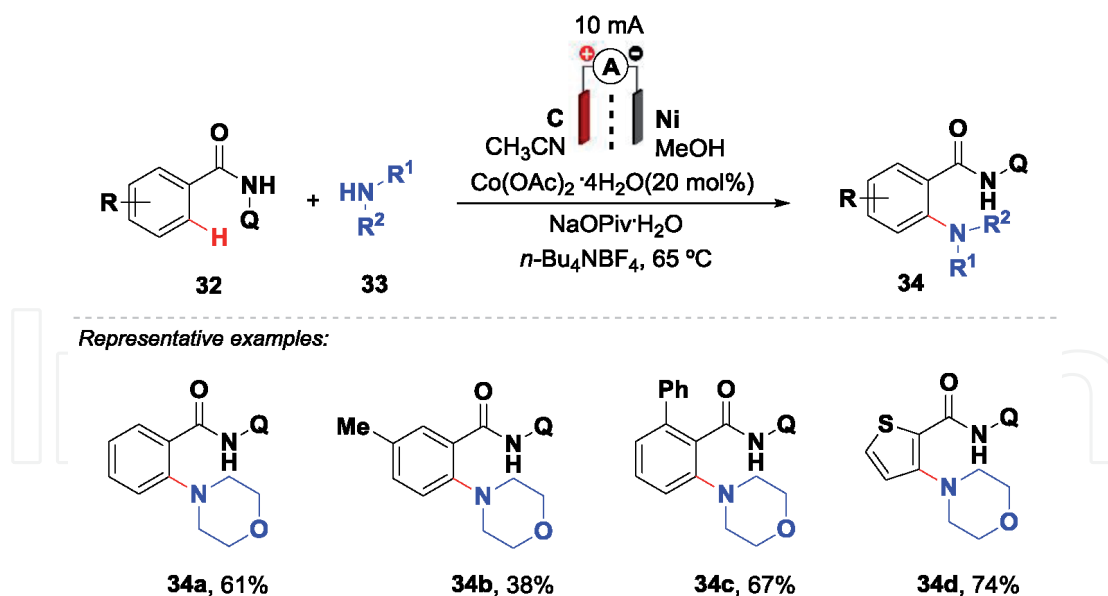


Figure 15.
 Co-catalyzed C-N bond formation.

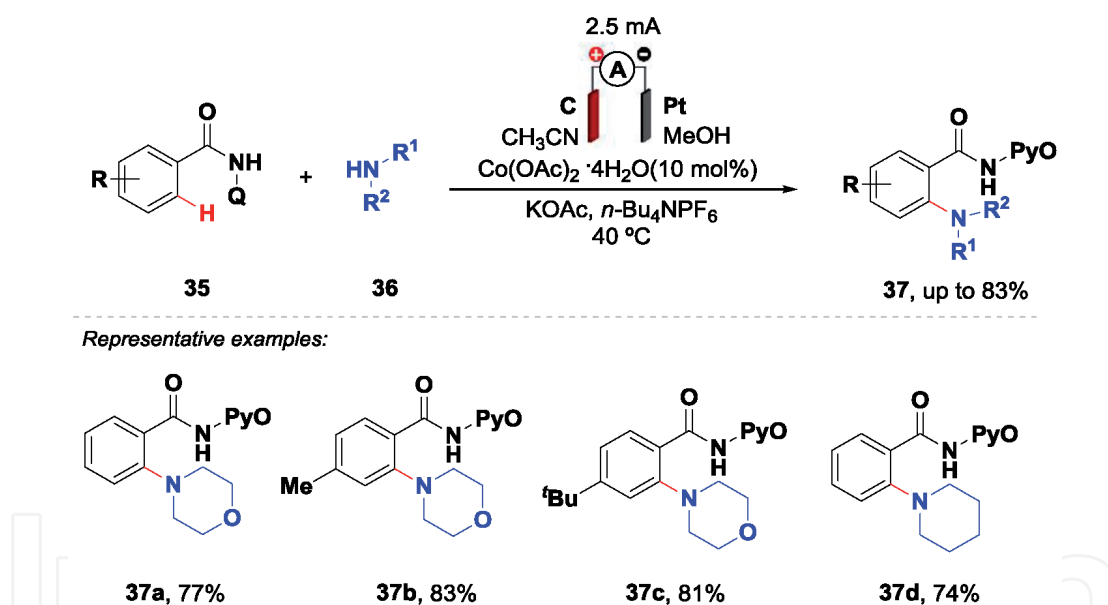


Figure 16.
 Co-catalyzed C-N bond formation.

and Co(III)-species **39** was attacked by **36** to form Co(III)-species **40**, followed by reductive elimination of Co(III)-complex **40** to release the desired product and Co(I) species. Finally, Co(I) species was reoxidized to Co(II) at the anode to complete the whole catalytic cycle of Co.

The Mn-catalyzed formation of the C-Cl bond was reported by Chen and co-workers (**Figure 18**) [29]. Electrolyzing styrene derivatives **42** in the presence of O₂ gas and MgCl₂ at a constant current afford a large family of desired products **43** in very good yields. The reaction proceeds in an undivided cell equipped with a carbon rod both as anode and cathode, using the system Acetone-DCM/LiClO₄ as a solvent/electrolyte, for 12 h (**Figure 18**).

A mechanistic elucidation in **Figure 19** shows that first, Mn(II)Cl oxidized at the anode providing Mn(III)Cl species. Then styrene derivatives **42** reacts with Mn(III)

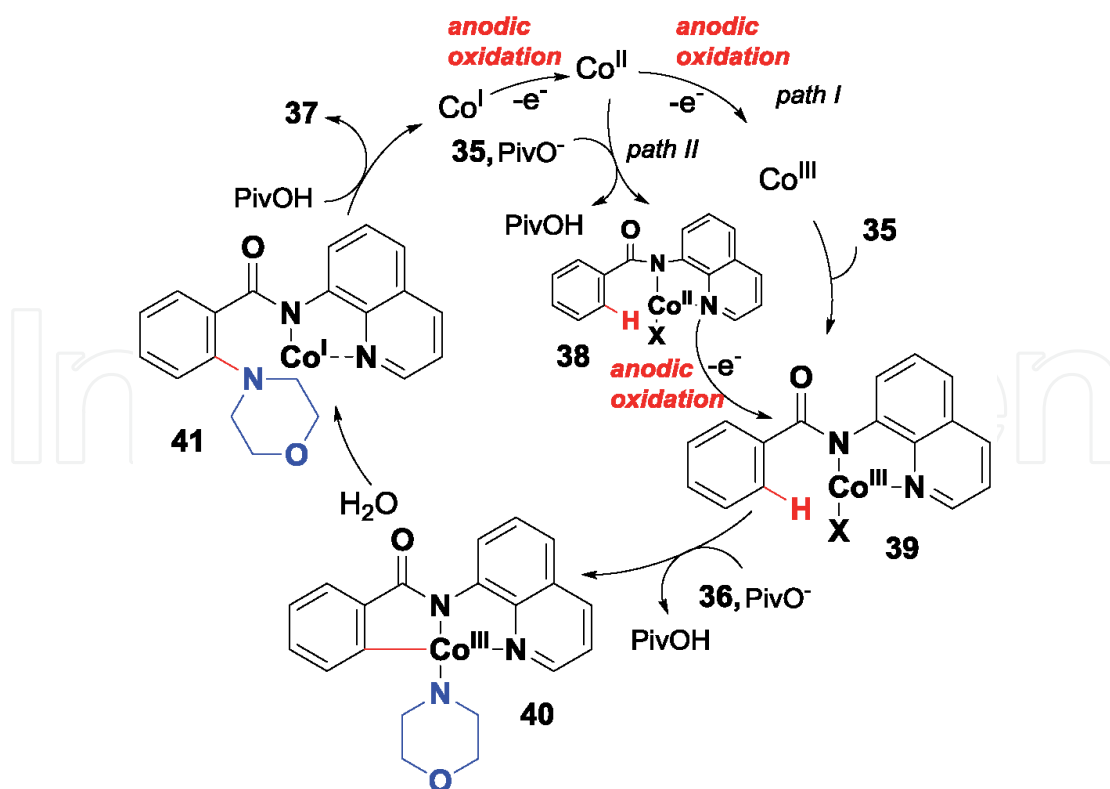


Figure 17.
A plausible mechanism for C-N bond formation by Co-catalysis.

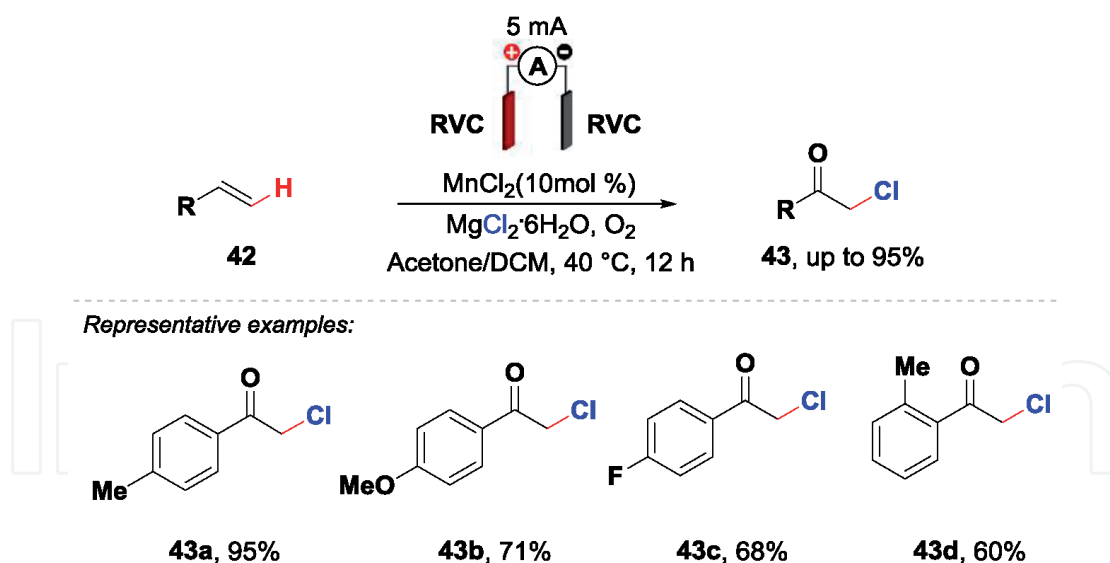


Figure 18.
Mn-catalyzed C-Cl bond formation.

Cl to provide intermediate 44. At the same time, at the cathode, the reduction of O₂ gives the radical superoxide ion which easily reacts with 44 to generate intermediate 45. This later decomposes to form compound 46. After further oxidation of 46, the desired products 43 was formed.

Budnikova and co-workers reported an efficient approach of Ag-catalyzed reaction to a range azole dialkyl phosphonates derivatives 49 [30]. Under mild conditions, different substituted azole 47 and dialkyl-*H*-phosphonates 48 afford the final products 49 in moderate to good yields up to 75% (Figure 20).

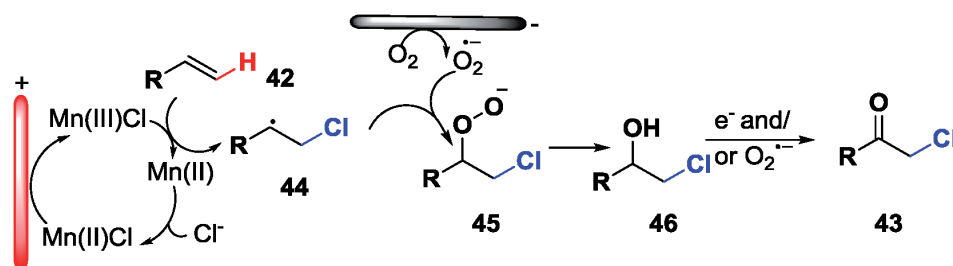
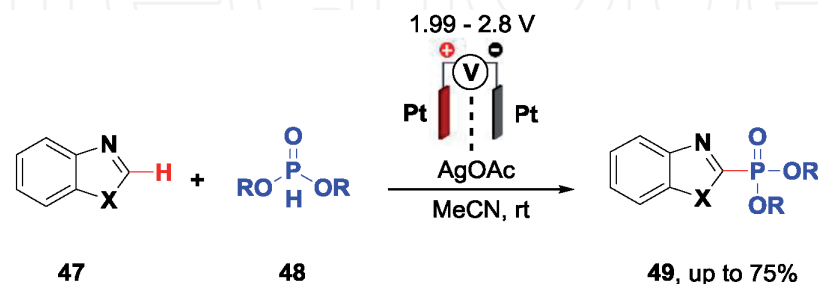


Figure 19.
 A plausible mechanism for C-Cl bond formation by Mn-Catalysis.



- Representative examples:

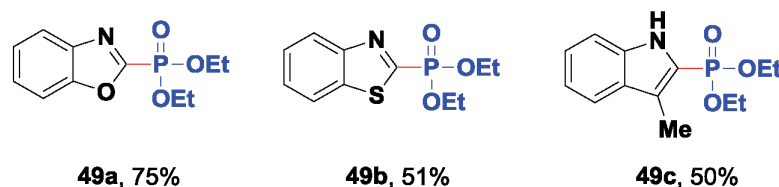


Figure 20.
 Ag-catalyzed C-P bond formation.

The electrolysis proceeds in a divided cell at a constant voltage, employing AgOAc and Na₃PO₄ as additives and using acetonitrile as solvent. The proposed mechanism of this methodology is described in **Figure 21**. The reaction starts by combining dialkyl-*H*-phosphonate and silver (I) cation leading intermediate **50**, which after oxidation gives the radical intermediate **51**. Then azole derivatives **47** coordinate with **51** to form radical **52**. This latter, after losing hydrogen cation and an electron, leads to the desired product **49**.

Xu and co-workers reported an efficient method for rhodium (III)-electrocatalyzed to form the C-P bond (**Figure 22**) [31]. Using a graphite rod as anode and a platinum plates as a cathode, different substituted *N*-(2-pyridyl) aniline **53** and phosphine oxide **54** could provide the final product **55** in high yields. The electrolysis was performed in an undivided cell, under reflux in methanol at a constant current.

A possible mechanism of this strategy is shown in **Figure 23**. The reaction starts with C-H activation in phenylpyridine **53** by the catalyst **56** to give intermediate **57**. A further insertion of diphenylphosphine oxide **54** gives intermediate **58**. This later undergoes anodic oxidation forming to products **55**, regenerating the active complex **56**.

Strekalova and co-workers developed an elegant approach for Co-catalysed electrochemical formation of the C-P bond [32]. By using cobalt complex as a catalyst, different diethyl phosphonates **61** and aryl derivatives **60** could afford the desired products **62** with yields up to 80% for reductive condition and up to 68%

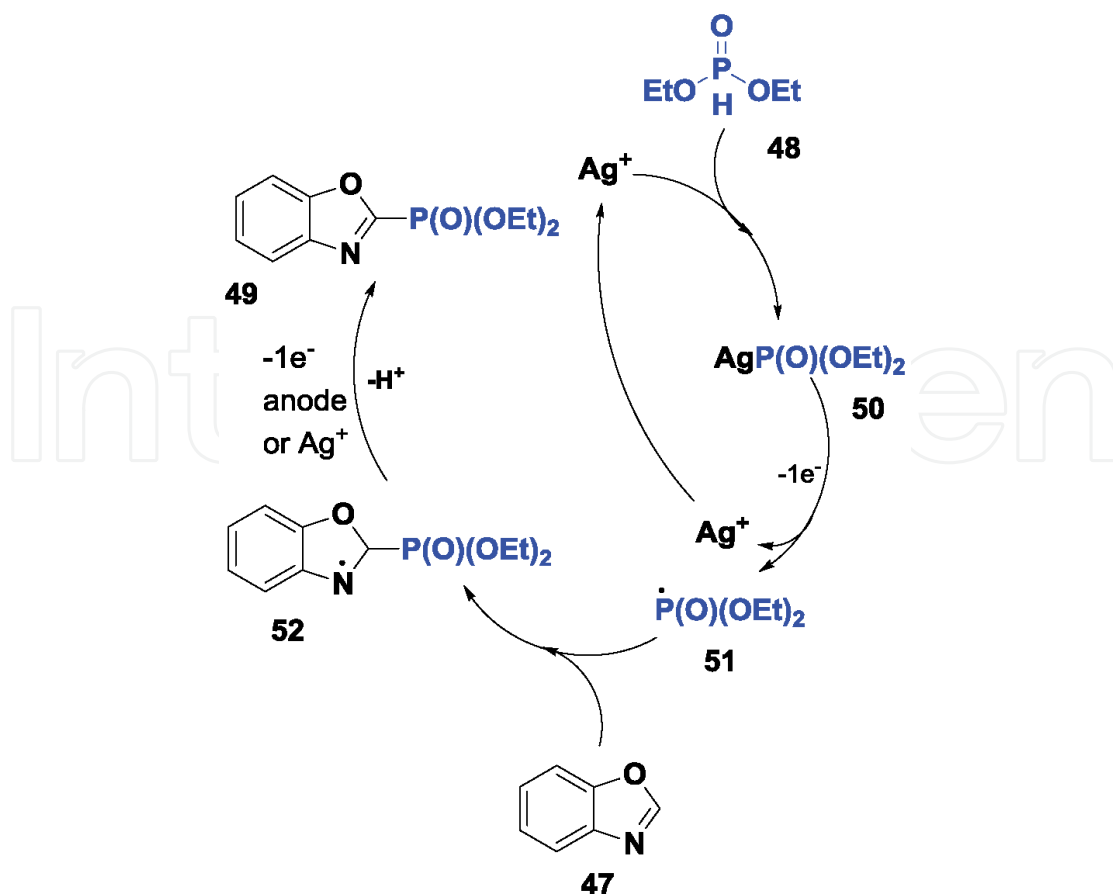


Figure 21.
A plausible mechanism for C-P bond formation by Ag-Catalysis.

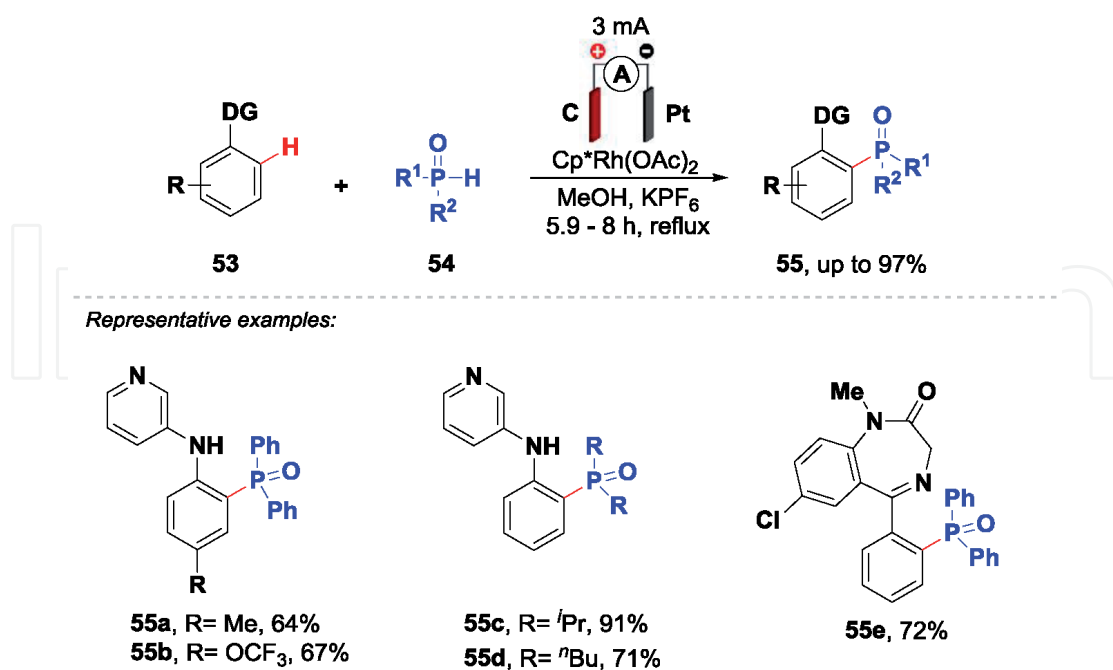


Figure 22.
Rh(III)-catalyzed electrochemical phosphorylation of aryl substrates.

for oxidative conditions. The electrolysis was carried out under a constant voltage of -0.3V vs. Fc⁺/Fc in a divided cell, equipped with platinum electrodes both as anode and cathode (**Figure 24**).

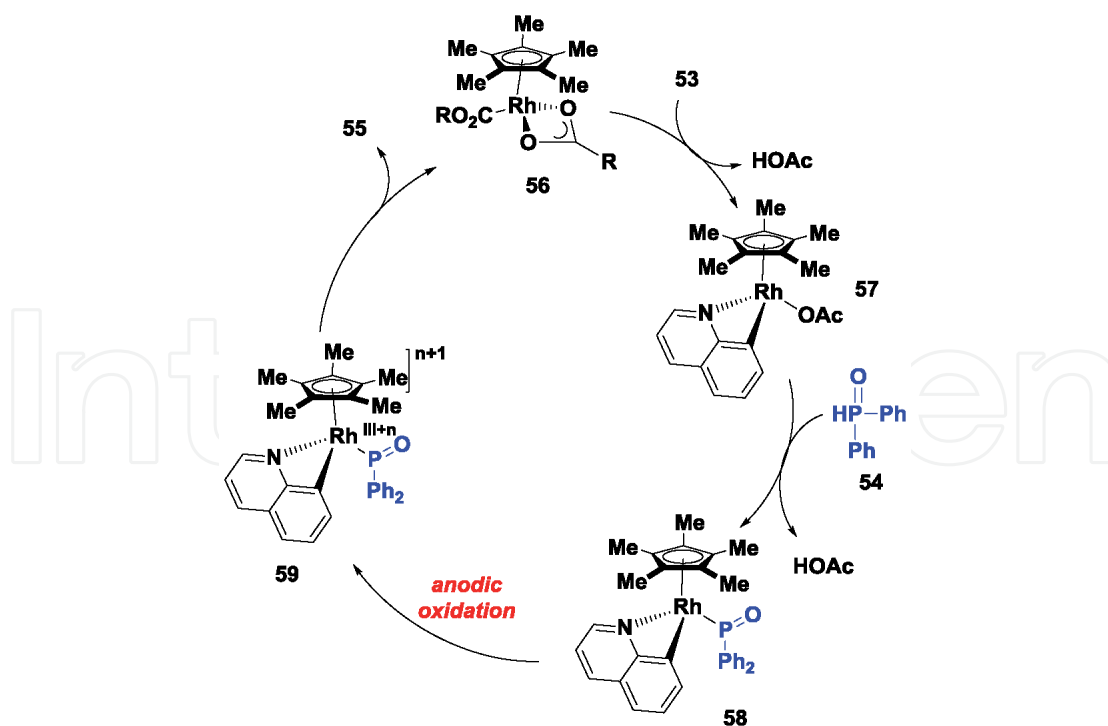


Figure 23.
 Plausible mechanism for Rh(III)-catalyzed electrochemical phosphorylation of aryl substrates.

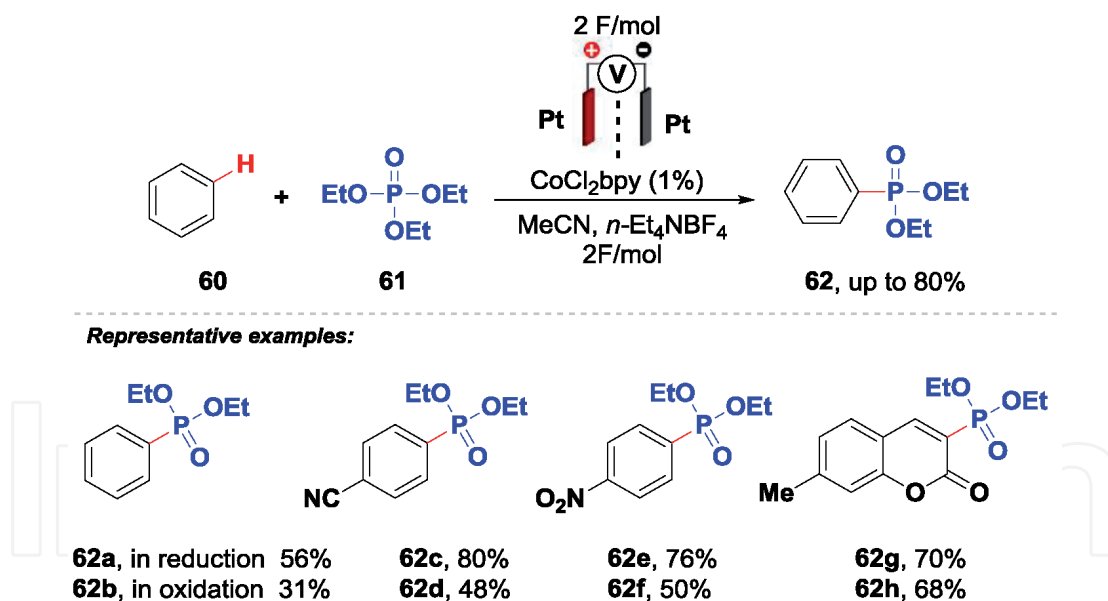


Figure 24.
 Co-catalyzed C-P bond formation.

The plausible mechanism (Figure 25) shows that at the start, Co^{2+} precursors coordinates with H-phosphonate **61** to give complex intermediate **63**, which after further oxidation (or reduction), leads the intermediate **64** (or **65**). **B** (or **C**) forms after proton elimination a radical intermediate **67**. Then, the insertion of **60** provides the final products **62**.

The C-O bond formation under Co-catalyst was reported by Ackermann group (Figure 26) [33]. A variety of amides **68** and primary alcohols **69** were electrolyzing at a constant current of 8 mA as a green oxidant in a simple undivided cell equipped with carbon as anode and a platinum cathode for 6 h, providing the desired product **70** with good yields.

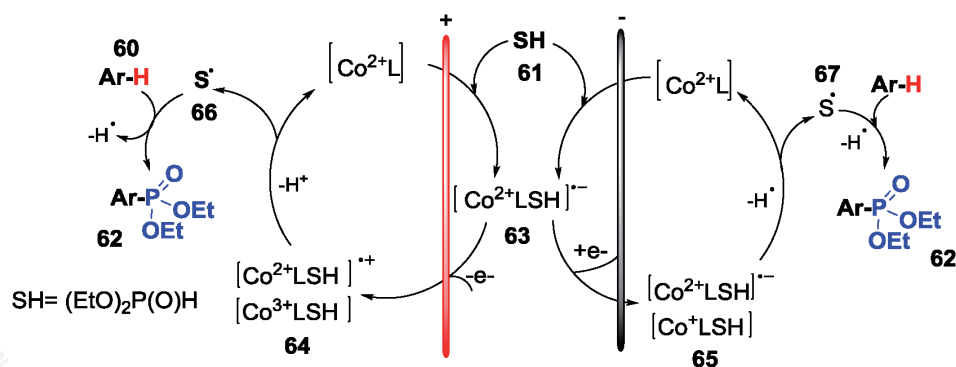
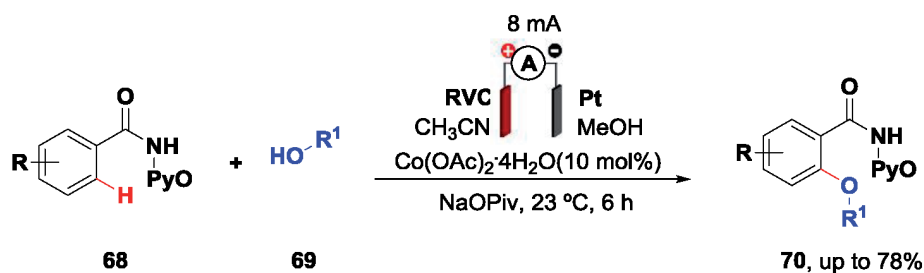


Figure 25.
A plausible mechanism for C-P bond formation by Co-Catalysis.



Representative examples:

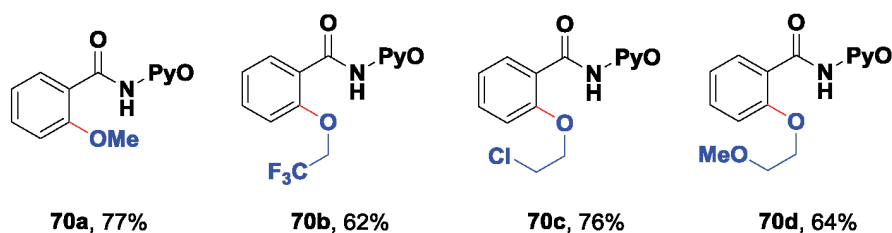


Figure 26.
Co-catalyzed C-O bond formation.

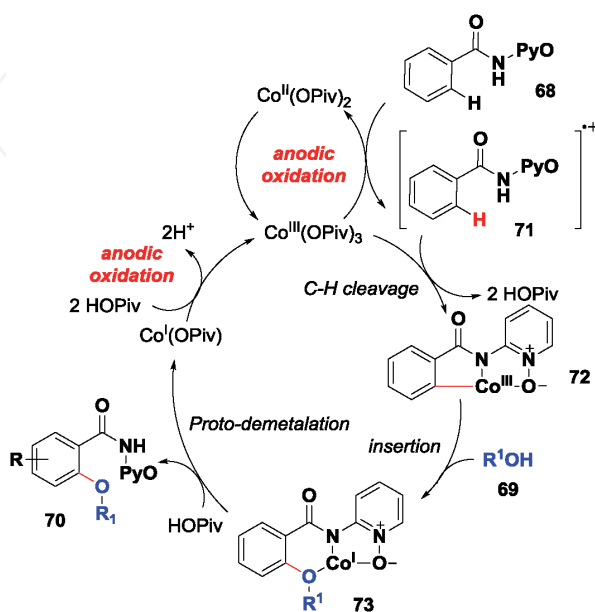


Figure 27.
A plausible mechanism for C-O bond formation by Co-Catalysis.

Presumably, a catalytic cycle commences with the oxidation of Co^{II} precatalyst at the anode to give a Co^{III} species capable of forming complex **72**. Successive addition of alcohol derivatives leads to complex **73**, which in the presence of HOPIV gives the final product and forms a Co^{I} species. The latter, which is oxidized at the anode, gives a catalytically active Co^{III} species (**Figure 27**).

4. Conclusions

C–H activation/functionalization via metalla-electrocatalysis appears as a valuable tool for organic synthesis. Coupling reactions with hydrogen evolution demonstrate great potential for application in the synthesis of complex molecules. Likewise, electrochemical C–H activation appears to be a greener method, and even more progress is expected in this area of research. However, there are still several challenges, such as the application of other transition metals, the recycling of transition metals and electrolytes, an in-depth study of asymmetric transformations, the application of new ligands, etc. Despite all these challenges, we believe that in the future, the fusion between the transition metal catalysis with electrochemical methods will have a great development, being highly promising for synthetic chemistry, becoming a common tool in all research laboratories.

Acknowledgements

Support from the EU-COFUND project (Grant No 663830) to Dr. Nisar Ahmed is gratefully acknowledged. We also thank the School of Chemistry, Cardiff Chemistry (N.A), CNPq (G. M. M and G. C. Z) and RUDN University 5–100 Project framework Program (N.S) for their support.

Conflict of interest

The authors declare no conflict of interest.

IntechOpen

Author details

Guilherme M. Martins^{1,2†}, Najoua Sbei^{3†}, Geórgia C. Zimmer^{2†} and Nisar Ahmed^{1*}

1 School of Chemistry, Cardiff University, Main Building Park Place,
Cardiff, CF10 3AT, United Kingdom

2 Chemistry Department, Federal University of Santa Catarina,
Florianópolis, 88040-900, SC, Brazil

3 Organic Chemistry Department, Peoples' Friendship University of Russia (RUDN
University), 6 Miklukho-Maklaya St., Moscow, 117198, Russian Federation

*Address all correspondence to: ahmedN14@cardiff.ac.uk

† These authors contributed equally to this work.

IntechOpen

© 2020 The Author(s). Licensee IntechOpen. This chapter is distributed under the terms of the Creative Commons Attribution License (<http://creativecommons.org/licenses/by/3.0>), which permits unrestricted use, distribution, and reproduction in any medium, provided the original work is properly cited. 

References

- [1] Yang K, Song M, Liu H, Ge H. Palladium-catalyzed direct asymmetric C–H bond functionalization enabled by the directing group strategy. *Chem Sci.* 2020; DOI: 10.1039/D0SC03052J
- [2] Yamaguchi J, Yamaguchi AD, Itami K. C-H Bond Functionalization: Emerging Synthetic Tools for Natural Products and Pharmaceuticals. *Angew Chemie Int Ed.* 2012;51(36):8960-9009. DOI: 10.1002/anie.201201666
- [3] Santoro S, Kozhushkov SI, Ackermann L, Vaccaro L. Heterogeneous catalytic approaches in C–H activation reactions. *Green Chem.* 2016;18(12):3471-3493. DOI: 10.1039/C6GC00385K
- [4] Blanksby SJ, Ellison GB. Bond Dissociation Energies of Organic Molecules. *Acc Chem Res.* 2003;36(4):255-263. DOI: 10.1021/ar020230d
- [5] Martins GM, Zimmer GC, Mendes SR, Ahmed N. Electrifying green synthesis: recent advances in electrochemical annulation reactions. *Green Chem.* 2020;22(15):4849-4870. DOI: 10.1039/D0GC01324B
- [6] Martins GM, Shirinfar B, Hardwick T, Murtaza A, Ahmed N. Organic electrocatalysis: electrochemical alkyne functionalization. *Catal Sci Technol.* 2019;9(21):5868-5881. DOI: 10.1039/C9CY01312A
- [7] Margarita C, Lundberg H. Recent Advances in Asymmetric Catalytic Electrosynthesis. *Catalysts.* 2020;10(9):982. DOI: 10.3390/catal10090982
- [8] Cheng W-M, Shang R. Transition Metal-Catalyzed Organic Reactions under Visible Light: Recent Developments and Future Perspectives. *ACS Catal.* 2020;10(16):9170-9196. DOI: 10.1021/acscatal.0c01979
- [9] Chen J, Lv S, Tian S. Electrochemical Transition-Metal-Catalyzed C–H Bond Functionalization: Electricity as Clean Surrogates of Chemical Oxidants. *ChemSusChem.* 2019;12(1):115-132. DOI: 10.1002/cssc.201801946
- [10] Koper MTM, Iwasawa Y. Electrocatalysis. *Phys Chem Chem Phys.* 2014;16(27):13567.
- [11] Fuchigami T, Atobe M, Inagi S. Fundamentals and Applications of Organic Electrochemistry [Internet]. Fuchigami T, Inagi S, Atobe M, editors. Chichester, United Kingdom: John Wiley & Sons Ltd; 2014. DOI: 10.1002/9781118670750
- [12] Ma D, Wang Y, Liu A, Li S, Lu C, Chen C. Covalent Organic Frameworks: Promising Materials as Heterogeneous Catalysts for C-C Bond Formations. *Catalysts.* 2018;8(9):404. DOI: 10.3390/catal8090404
- [13] Hong B-C, Nimje R. Catalytic C-C Bond Formation in Natural Products Synthesis: Highlights From The Years 2000 – 2005. *Curr Org Chem.* 2006;10(17):2191-2225. DOI: 10.2174/138527206778742605
- [14] Legros J, Figadère B. Iron-promoted C–C bond formation in the total synthesis of natural products and drugs. *Nat Prod Rep.* 2015;32(11):1541-1555. DOI: 10.1039/C5NP00059A
- [15] Fensterbank L, Goddard J-P, Malacria M. C–C Bond Formation (Part 1) by Addition Reactions: through Carbometallation Catalyzed by Group 8-11 Metals. In: *Comprehensive Organometallic Chemistry III.* Elsevier; 2007. p. 299-368. DOI: 10.1016/B0-08-045047-4/00129-1

- [16] Ma C, Zhao C-Q, Li Y-Q, Zhang L-P, Xu X-T, Zhang K, et al. Palladium-catalyzed C–H activation/C–C cross-coupling reactions via electrochemistry. *Chem Commun.* 2017;53(90):12189-12192. DOI: 10.1039/C7CC07429H
- [17] Dhawa U, Tian C, Wdowik T, Oliveira JCA, Hao J, Ackermann L. Enantioselective Palladium-Catalyzed C–H Activation by Transient Directing Groups: Expedient Access to Helicenes. *Angew Chemie Int Ed.* 2020;59(32):13451-13457. DOI: 10.1002/anie.202003826
- [18] He M-X, Mo Z-Y, Wang Z-Q, Cheng S-Y, Xie R-R, Tang H-T, et al. Electrochemical Synthesis of 1-Naphthols by Intermolecular Annulation of Alkynes with 1,3-Dicarbonyl Compounds. *Org Lett.* 2020;22(2):724-728. DOI: 10.1021/acs.orglett.9b04549
- [19] Qiu Y, Scheremetjew A, Ackermann L. Electro-Oxidative C–C Alkenylation by Rhodium(III) Catalysis. *J Am Chem Soc.* 2019;141(6):2731-2738.
- [20] Zhang Z, Zhang L, Cao Y, Li F, Bai G, Liu G, et al. Mn-Mediated Electrochemical Trifluoromethylation/C(sp²)–H Functionalization Cascade for the Synthesis of Azaheterocycles. *Org Lett.* 2019;21(3):762-766. DOI: 10.1021/acs.orglett.8b04010
- [21] Evano G, Blanchard N, Toumi M. Copper-Mediated Coupling Reactions and Their Applications in Natural Products and Designed Biomolecules Synthesis. *Chem Rev.* 2008;108(8):3054-3131.
- [22] MATSUMOTO Y, UCHIDA W, NAKAHARA H, YANAGISAWA I, SHIBANUMA T, NOHIRA H. Novel Potassium Channel Activators. III. Synthesis and Pharmacological Evaluation of 3,4-Dihydro-2H-1,4-benzoxazine Derivatives: Modification at the 2 Position. *Chem Pharm Bull (Tokyo).* 2000;48(3):428-432.
- [23] Hidaka T, Imai S, Hara O, Anzai H, Murakami T, Nagaoka K, et al. Carboxyphosphoenolpyruvate phosphonmutase, a novel enzyme catalyzing C-P bond formation. *J Bacteriol.* 1990;172(6):3066-3072.
- [24] Kam C-M, Kerrigan JE, Plaskon RR, Duffy EJ, Lollar P, Suddath FL, et al. Mechanism-Based Isocoumarin Inhibitors for Blood Coagulation Serine Proteases. Effect of the 7-Substituent in 7-Amino-4-chloro-3-(isothioureidoalkoxy)isocoumarins on Inhibitory and Anticoagulant Potency. *J Med Chem.* 1994;37(9):1298-1306.
- [25] Duan Z, Zhang L, Zhang W, Lu L, Zeng L, Shi R, et al. Palladium-Catalyzed Electro-oxidative C–H Amination toward the Synthesis of Pyrido[1,2- a]benzimidazoles with Hydrogen Evolution. *ACS Catal.* 2020;10(6):3828-3831.
- [26] Mei R, Koeller J, Ackermann L. Electrochemical ruthenium-catalyzed alkyne annulations by C–H/Het–H activation of aryl carbamates or phenols in protic media. *Chem Commun.* 2018;54(91):12879-12882. DOI: 10.1039/C8CC07732K
- [27] Gao X, Wang P, Zeng L, Tang S, Lei A. Cobalt(II)-Catalyzed Electrooxidative C–H Amination of Arenes with Alkylamines. *J Am Chem Soc.* 2018;140(12):4195-4199.
- [28] Sauermann N, Mei R, Ackermann L. Electrochemical C–H Amination by Cobalt Catalysis in a Renewable Solvent. *Angew Chemie Int Ed.* 2018;57(18):5090-5094.
- [29] Tian S, Jia X, Wang L, Li B, Liu S, Ma L, et al. The Mn-catalyzed paired electrochemical facile oxychlorination of styrenes via the oxygen reduction

reaction. *Chem Commun.*
2019;55(80):12104-12107.

[30] Yurko EO, Gryaznova T V., Kholin K V., Khrizanforova V V., Budnikova YH. External oxidant-free cross-coupling: electrochemically induced aromatic C–H phosphonation of azoles with dialkyl- H -phosphonates under silver catalysis. *Dalt Trans.* 2018;47(1):190-196. DOI: 10.1039/C7DT03650G

[31] Wu Z, Su F, Lin W, Song J, Wen T, Zhang H, et al. Scalable Rhodium(III)-Catalyzed Aryl C–H Phosphorylation Enabled by Anodic Oxidation Induced Reductive Elimination. *Angew Chemie Int Ed.* 2019;58(47):16770-4.

[32] StrekalovaSO, GrinenkoVV, Gryaznova T V., Kononov AI, Dolengovski EL, Budnikova YH. Electrochemical phosphorylation of arenes catalyzed by cobalt under oxidative and reductive conditions. *Phosphorus, Sulfur Silicon Relat Elem.* 2019;194(4-6):506-509.

[33] Sauermann N, Meyer TH, Tian C, Ackermann L. Electrochemical Cobalt-Catalyzed C–H Oxygenation at Room Temperature. *J Am Chem Soc.* 2017;139(51):18452-18455.