








Decentralised clinical trials in multiple sclerosis research

Afagh Garjani , Brandon Jun-Yu Liu, Christopher Martin Allen , Douglas David Gunzler, Stephen William Gerry, Sarah Marie Planchon , Roshan das Nair , Jeremy Chataway, Emma C Tallantyre , Daniel Ontaneda  and Nikos Evangelou 

Abstract: Randomised controlled trials (RCTs) play an important role in multiple sclerosis (MS) research, ensuring that new interventions are safe and efficacious before their introduction into clinical practice. Trials have been evolving to improve the robustness of their designs and the efficiency of their conduct. Advances in digital and mobile technologies in recent years have facilitated this process and the first RCTs with decentralised elements became possible. Decentralised clinical trials (DCTs) are conducted remotely, enabling participation of a more heterogeneous population who can participate in research activities from different locations and at their convenience. DCTs also rely on digital and mobile technologies which allows for more flexible and frequent assessments. While hospitals quickly adapted to e-health and telehealth assessments during the COVID-19 pandemic, the conduct of conventional RCTs was profoundly disrupted. In this paper, we review the existing evidence and gaps in knowledge in the design and conduct of DCTs in MS.

Keywords: Decentralised, clinical trial, randomised controlled trial, multiple sclerosis, remote, digital

Date received: 8 November 2021; revised: 19 March 2022; accepted: 19 April 2022

Introduction

Randomised controlled trials (RCTs) are an essential component of modern healthcare, ensuring that new interventions are safe and efficacious before their introduction into clinical practice. RCTs, however, are expensive, time-consuming and burdensome to participants, investigators and funders, highlighting a need for innovations that reduce their high ‘failure’ rate.^{1–4} Success may be threatened, for example, by lack of funding due to prohibitively high costs,^{1,3} low statistical power due to failure to recruit or retain participants^{3,5} or lack of generalisability due to being biased towards a certain population (e.g. towards individuals who are more able to attend in-person study visits).^{3,6} Therefore, initiatives are being developed to optimise the efficiency of the conduct of RCTs; decentralised clinical trials (DCTs) being one of these innovations.^{7–9}

DCTs are defined as trials in which different elements of the trial such as recruitment, delivery and administration of interventions, study visits, assessment of outcomes and data collection are executed remotely.^{10,11} They obviate the need to travel to a

trial centre for participants, and therefore, enable participation from different locations by people who may not have been able to participate in the trial otherwise.^{10,11} DCTs frequently rely on digital and mobile technologies, allowing for more flexible assessments that are not bound by the limitations of scheduled on-site study visits.¹⁰ A transition from conventional, centralised RCTs to DCTs was on the horizon prior to the COVID-19 pandemic,^{7,8,10} but the demand for such evolution in the design and conduct of RCTs has been recognised more widely during the pandemic and some of their techniques have been rapidly adopted.^{12–14}

RCTs play an important role in multiple sclerosis (MS) research as new disease-modifying therapies (DMTs) and symptomatic treatments are still required. In this paper, we review the existing evidence and gaps in knowledge in designing and conducting DCTs in MS research.

After the parameters and scope of the review were agreed by the authors, PubMed and Google Scholar databases and the Google search engine were searched

Multiple Sclerosis Journal

2023, Vol. 29(3) 317–325

DOI: 10.1177/

13524585221100401

© The Author(s), 2022.



Article reuse guidelines:
sagepub.com/journals-
permissions

Correspondence to:

N Evangelou

Academic Neurology,
Nottingham University
Hospitals NHS Trust,
C Floor, South Block,
Queen’s Medical Centre,
Nottingham NG7 2UH, UK.

nikos.evangelou@nottingham.ac.uk; @
[nikosevangelou3](https://twitter.com/nikosevangelou3)

Afagh Garjani
Christopher Martin Allen
Nikos Evangelou
Mental Health and Clinical
Neurosciences Academic
Unit, School of Medicine,
University of Nottingham,
Nottingham, UK/Academic
Neurology, Nottingham
University Hospitals NHS
Trust, Nottingham, UK

Brandon Jun-Yu Liu
School of Psychology,
University of Nottingham,
Nottingham, UK

Douglas David Gunzler
The MetroHealth System
and Case Western Reserve
University, Cleveland, OH,
USA

Stephen William Gerry
Centre for Statistics
in Medicine, Nuffield
Department of Orthopaedics,
Rheumatology and
Musculoskeletal Sciences,
University of Oxford,
Oxford, UK

Sarah Marie Planchon
Daniel Ontaneda
Mellen Center for Multiple
Sclerosis, Cleveland Clinic,
Cleveland, OH, USA

Roshan das Nair
Mental Health and Clinical
Neurosciences Academic
Unit, School of Medicine,
University of Nottingham,
Nottingham, UK/
Institute of Mental Health,
Nottinghamshire Healthcare
NHS Foundation Trust,

Nottingham, UK

Jeremy Chataway
Queen Square Multiple Sclerosis Centre, Department of Neuroinflammation, UCL Queen Square Institute of Neurology, Faculty of Brain Sciences, University College London, London, UK/National Institute for Health Research, University College London Hospitals Biomedical Research Centre, London, UK/MRC CTU at UCL, Institute of Clinical Trials and Methodology, University College London, London, UK

Emma C Tallantyre
Helen Durham
Neuro-Inflammatory Unit, University Hospital of Wales, Cardiff, UK/Division of Psychological Medicine and Clinical Neurosciences, Cardiff University, Cardiff, UK

through July 2021 using the keywords (in different combinations) ‘decentralised (or decentralized), randomised (or randomized) controlled trial (or clinical trial or trial), remote, digital, virtual, online, and electronic’ and ‘multiple sclerosis’. For each section, outlined in the review, additional keywords, corresponding to each topic, were used for a more targeted search. All relevant articles and the references cited in these articles were reviewed. If MS-specific articles for any of the sections were considered insufficient, a similar search was performed after excluding the keyword ‘multiple sclerosis’ to find relevant articles from other fields of neurology or medicine.

Conceptual framework

To ensure that RCTs are appropriately powered for testing the efficacy of a treatment within a limited sample size, they are performed under controlled circumstances where participants tend to have homogeneous characteristics.¹⁵ Therefore, the findings of RCTs are typically not generalisable, and trials of treatments in real-world populations and under usual clinical practice settings are required to test their effectiveness.^{15–17} Trial designs are moving towards integrating efficacy and effectiveness studies to save time and cost.¹⁵ DCTs can help reduce this efficacy–effectiveness gap by enabling the conduct of pragmatic trials on a larger number of participants with more heterogeneous demographic and clinical characteristics from different locations and practice settings.^{14,15}

RCTs also examine the efficiency of therapeutic interventions, that is, their cost-effectiveness.¹⁸ There are benefits to undertaking such economic analysis as part of RCTs, such as using prospectively collected patient-level data rather than performing retrospective population studies, but there are also limitations,^{18,19} which could be overcome through DCTs. Conventional RCTs may fail to take real-world costs of a treatment into account.^{18,20} Since extensions of RCTs can be expensive and demanding for both investigators and participants, the follow-up duration of most conventional RCTs are often too short to collect patient-level data on long-term indirect costs of treatment,¹⁸ such as costs of monitoring MS DMTs, switching MS DMTs or disruptions in their use, their side effects, disability progression due to MS, lost productivity, relapses and hospitalisations.²⁰ Also, the cost-effectiveness of an MS DMT estimated in a centralised RCT of a few centres may not be applicable to other healthcare settings due to their lack of generalisability.¹⁸ Although DCTs cannot eliminate

all these problems, they can improve estimations of cost-effectiveness by enabling incorporation of real-world data into RCTs, allowing for long-term follow-up, and increasing the generalisability of their findings.²¹ The costs and savings of applying remote and digital techniques in administration and monitoring of interventions should be carefully calculated when assessing the cost-effectiveness of a proposed treatment in a DCT.

Recruitment, retention and study population

MS already imposes a high burden on patients by adversely affecting their health and productivity and demanding that a substantial proportion of their time is dedicated to their clinical care.^{22,23} Participating in trials can further disrupt participants’ daily routine and they may incur indirect costs, such as arranging a caregiver.^{24,25} Difficulties of transport to the study site or having other commitments appear to be the main reasons for declining participation in, or withdrawal from, a study.^{26,27} Therefore, RCTs commonly recruit participants at a slower rate than planned or lose participants to follow-up.^{5,28,29} Insufficient recruitment and retention can lead to delays in trial completion, additional costs, underpowered and biased results or premature trial termination.^{24,28,30,31} The same issues can also lead to the inadvertent exclusion of some people with disabilities, multiple comorbidities, or caring or job responsibilities, or people who live far away from, often urban, study sites^{3,32} and reduce the generalisability of the findings.⁶

DCTs can improve participation in studies and retention of participants by allowing them to engage in research activities without the need to travel to a study site and to undertake these activities at their convenience based on their personal and daily schedule.^{10,32,33} For example, people who are unable to walk may be excluded from conventional RCTs, and their participation can be facilitated through DCTs. Therefore, DCTs can include a more diverse group of participants, improving the trial’s generalisability and reducing bias.³⁴ For example, MS patients managed in community health services and those managed in specialist MS clinics can be different populations. The findings of a conventional RCT, which tends to recruit participants from MS clinics and hospital settings, may not be generalisable to the broader MS population.³⁵ DCTs can be leveraged to enrich recruitment by targeting these underrepresented populations in conventional RCTs. Larger study populations may, however, be required because of the heterogeneous study population and increased variability in outcomes,^{36,37}

but this may be a reasonable trade-off for improving the external validity of a trial. The growing use of electronic health records will also facilitate confirmation of diagnosis and review of eligibility criteria during recruitment.

There is a risk that people who prefer in-person interactions or are unable to use digital technologies – for example, due to technological illiteracy, physical disabilities, cognitive or visual problems or lack of resources to support the use of such technologies (e.g. high-speed Internet connections), may still be excluded from DCTs.^{38,39} Advancements in technologies may enhance the usability of digital tools for certain populations. In some circumstances, willing friends or family members could be trained to assist participants with completion of their trial activities remotely. Trials may need to consider more complex hybrid designs, which provide both remote and on-site options, to ensure that their study population is representative of the real-world patient population.

MS trials of therapeutic interventions rarely require the identification of participants in inpatient settings. However, RCTs of some acute inpatient treatments, for example, management of severe disabling relapses, will inevitably require recruitment of participants within inpatient settings with remote follow-up, hence, adopting a hybrid approach to RCTs. Moreover, trials that involve imaging outcome measures are more likely to require hybrid designs.

Study visits

The growing use of telehealth and e-health tools in routine care of people with MS facilitates the shift towards remote study visits in RCTs.^{40,41} For example, these tools are already being used for providing information regarding a study and remote consenting, including real-time interaction between potential participants and the research staff to ensure that an informed decision is made.^{42,43} The digitisation of other components of a study visit will be reviewed in the following sections.

Outcome measures

Clinical

The prospect of digitising outcome measures has played a role in envisaging a future where DCTs are practical.⁴⁴ We report on how digital technologies can reshape RCTs but the specifics of each digitised outcome measure are beyond the scope of this review.

Several existing outcome measures are being or have been converted into tele- or digital assessments to enable remote monitoring of participants and providing them with flexibility in timing their research activities (e.g. the Expanded Disability Status Scale or the Multiple Sclerosis Functional Composite).^{39,44,45} This approach allows for more frequent and even continuous assessments (as opposed to infrequent in-person study visits that tend to be restricted by time), leading to increased power of a study.

People with MS commonly experience fluctuations in their physical and cognitive performance, sometimes exacerbated by the fatigue associated with travel to study sites, which can affect the findings of a trial depending on participants' performance capacity at the time of testing.^{38,46} Repeated measurements can, therefore, be more realistic and closer to participants' natural performance compared to cross-sectional assessments.^{38,46} Monitoring composite outcomes in real-time allows for a more dynamic analysis that accounts for the potential relationship between different health-related outcomes,⁴⁷ for example, the effects of participants' fatigue, pain or mood on their mobility. Real-time recording of patient-reported outcomes not only prevents recall bias, which is likely to occur with retrospective reporting during study visits, but also enables the integration of subjective perceptions of symptoms and objective measurements (e.g. detecting fever during a presumed MS relapse).⁴⁸ E-health and telehealth technologies can improve reporting MS relapses or adverse events in a DCT. The ease and frequency of evaluations in a DCT may, however, lead to over-reporting of side effects compared to conventional RCTs.⁴⁴

Furthermore, the emerging digital evolution in the provision of healthcare presents an opportunity to use routinely collected clinical data in DCTs.⁴⁴ Linking electronic health records to electronic records of RCTs will enable the use of real-world data and outcomes, such as hospital admissions and potential adverse events, which might, otherwise, go unreported.⁴⁹

The digital era has also unlocked opportunities to develop new outcome measures or to assess additional aspects of participants' performance when using existing ones.^{38,39} Portable and wearable devices, such as smartphones and smartwatches, enable measurement of participants' physical activity through both passive monitoring and active instructed tests,^{28,39,48} and their use appears to be acceptable to people with MS.²⁸ These technologies not only capture conventional measures of physical disability in MS, such as

mobility or dexterity, but also introduce objective measurements of other aspects of physical health, such as falls, fatigue, sleep and autonomic dysfunction, which commonly affect the quality of life of people with MS but can be invisible or difficult to capture in conventional RCTs.^{39,48} The application of wearable sensors, however, goes beyond the quantification of physical and physiological features and is also being considered for measuring biomarkers in bodily fluids.⁵⁰ Digital tools also allow the assessment of participants' learning curves during repeated tests (e.g. Trail Making Tests A and B, Ishihara test, n-back task and 9-Hole Peg test) to evaluate their ability to learn a task and their response speed in addition to response accuracy.³⁸

Digital tools and their remote application will require standardisation and validation before their introduction into RCTs,^{13,51} which is being addressed by a growing number of MS-specific studies in recent years.^{39,48} Although the outlook for using digital outcome measures is promising, they can still overburden participants with excessive and complex tasks.³² Research staff often directly oversee the completion of outcome measures during in-person study visits, which improves compliance. While data collection could be negatively affected due to poor compliance of participants when they are asked to report outcome measures remotely, routine checks for compliance (e.g. automated emails that go out if an outcome measure is not completed, followed by personnel contact at the next level) can be built into the structure of DCTs to prevent it. Research staff may need to spend more time following up on missing or invalid data with remote compared to on-site data collection. So, it remains possible that the convenience of DCTs will be offset by the inconvenience of the process of remote data validation.

Imaging

Magnetic resonance imaging (MRI) is one of the most widely used tools in RCTs of MS DMTs.⁵¹ The use of MRI in a trial may limit decentralisation as participants need to travel to a study site to undergo scans. Mobile and community-based MRI scanners are available,⁵² and can improve participants' access. Developing and implementing standardised MRI protocols across sites, enabling participants to be scanned at the closest centre, is a practical solution.⁵³ The use of standardised MRI protocols for MS diagnosis and follow-up is being advanced by international MS associations.⁵³ They are developing strategies to overcome its challenges, such as scanner differences or

engagement of different MRI centres, which can also be employed in MS research.

Therapeutic interventions

Currently, most RCTs of therapeutic interventions in MS that are conducted remotely involve rehabilitation or psychotherapy.³⁹ To the best of our knowledge, there are no entirely remote RCTs of pharmacological interventions in MS; our search within clinical trial registries (clinicaltrials.gov and the ISRCTN registry) did not reveal any such studies. Although the remote administration and monitoring of rehabilitation or psychotherapy is facilitated through readily available e-health or telehealth technologies, which are currently being used,^{39,40,54} this is not yet applicable to pharmacological interventions such as DMTs. Pharmacies are increasingly providing drug delivery services to patients' homes,⁵⁵ but the delivery and administration of some investigational medicinal products can be difficult to undertake entirely remotely; they may require specialised handling during delivery (e.g. cold chain management) or close monitoring during administration.¹⁰

The administration of some treatments, such as drug infusions, must be monitored by healthcare providers, but could be conducted in home settings. Some local healthcare providers already offer these services to people with MS and can be utilised in DCTs involving altered administration of established DMTs (e.g. extended interval dosing of natalizumab).⁵⁶ Home visits are an alternative approach (e.g. cardiac monitoring at fingolimod initiation or home administration of steroids for relapses);^{57,58} however, the application of these methods to improve participants' access to trials of investigational medicinal products will require the establishment of dedicated local or mobile research centres.

Digital technologies can be employed for remote monitoring of medication usage and measuring adherence. Direct monitoring of participants' adherence to a medication by the research staff can be laborious and expensive, and reporting of drug usage by participants can be unreliable.⁵⁹ Digital tools, such as electronic needle disposal systems, electronic pill bottles or electronic diaries enable objective and real-time monitoring of medication usage,³⁹ which along with electronic drug reminders can improve adherence.^{39,59}

Data protection

It is evident that the General Data Protection Regulation and other data privacy regulations will

also apply to DCTs, but additional considerations regarding data safety and security during their collection, transfer, handling, use and storage will be required for these trials.^{10,60} While the specifics of these regulations are beyond the scope of this review, some examples include policies for using passive data, linking multiple sources of data and ensuring data security on mobile technologies as well as during their transfer in the complicated process of data flow in DCTs.^{60,61}

Although digital technologies, through strategies discussed above, present an opportunity to reduce missing data in an RCT, clear instructions on data management need to be included in study protocols to avoid data loss.^{10,60}

Ethics

Institutional Review Boards (IRBs) may be unfamiliar with some approaches that are used in DCTs and have not been widely implemented in trials. As a result, the ethical and regulatory review process for a DCT may be prolonged compared to a conventional RCT. Regulatory bodies and researchers need to work closely with IRBs to ensure that DCTs meet all the criteria for ethical research.

Study sites and setup

It is likely that as centralised RCTs evolve into DCTs, the organisation of study sites will transform as well. Local clinical trial hubs and mobile facilities run by a network of clinical research employees could still perform research activities that cannot currently be done remotely (e.g. MRI scans, sample collections and drug administration). Remote conduct of RCTs can facilitate more widespread involvement of smaller study sites in trials.¹³

Remote study site initiation and staff training has commonly been used during the COVID-19 pandemic, and might be preferred, because it saves time and cost.⁶² It is important to ensure that the research staff are trained appropriately for their roles in a DCT, which will entail different responsibilities compared to a conventional RCT (e.g. management of electronic, instead of manual data entries or training participants to use digital tools).¹³

Digital tools should be made user-friendly and run efficiently so that the research staff are not overburdened by tackling technical problems.³² Implementing a technical core or help centre into the structure of DCTs may alleviate the pressure on research staff.

Costs

RCTs are expensive and digitising them is thought to reduce their cost.⁶³ A 2011 study showed that decentralised trials have higher data management costs than centralised trials.⁶⁴ Although reduced in-person study visits in DCTs will save costs, the added costs of the remote approaches discussed above are study specific. It is likely that advancements in digital technologies (e.g. unified rather than local data storage) and their more widespread use will reduce these costs. Also, the reduced risk of delays in trial completion or its failure is probably an economic advantage of DCTs over conventional RCTs. The evidence regarding the costs of DCTs compared to conventional RCTs is limited, however, and may change over time with developments in DCT designs and their widespread application.

Implementation

The aim of implementation research is to narrow the gap between finding an efficacious and effective intervention and its evidence-based use in clinical practice.⁶⁵ Implementation strategies are increasingly being explored within trials to accelerate this process.⁶⁵ DCTs will involve remote and potentially novel modes of administering and monitoring treatments that might have not been introduced into routine care. DCTs could demonstrate the feasibility of certain remote processes that could be adopted to introduce efficiencies in clinical practice. Considering implementation issues at early stages of a DCT is vital to ensure that the intervention can be delivered in clinical practice and to identify adaptations required to achieve the same level of effectiveness.

Conclusion

Clinical trial designs continue to evolve with the aim of improving efficiency and robustness. Advancements in digital and mobile technologies in recent years have facilitated this process and initiated what we think is a gradual transformation from centralised to decentralised RCTs. DCTs have the potential to increase the statistical power of RCTs, produce more generalisable and less biased results and run more efficiently compared to conventional RCTs by recruiting large heterogeneous study samples, more frequent assessments of outcome measures, capturing participants' real-world performance and timely trial completion. Organisations have started projects to develop and improve the design and conduct of DCTs.⁷⁻¹⁰

DCTs, however, may not be applicable in all circumstances and, therefore, hybrid approaches are also

likely to be implemented. Full transition to DCTs may not be immediately possible as some methods discussed in this review need further validation before their widespread application in trials. However, these are times of great opportunities to adjust and improve clinical trials to better serve our patients.

Declaration of Conflicting Interests







The author(s) declared the following potential conflicts of interest with respect to the research, authorship and/or publication of this article: A.G. has received research support from the UK MS Society, speaker honorarium and travel support to attend an educational meeting from the MS Academy, speaker honorarium from Biogen and travel support to attend educational meetings from Novartis and Merck. B.J.L. declares no conflicts of interest. C.M.A. has received speaker honorarium from the MS Academy. DDG has book royalty agreement with Taylor & Francis Publishing. S.W.G. declares no conflicts of interest. S.M.P. has received research funding from Guthy Jackson Charitable Foundation. R.d.N. is the Chair of the National Institute for Health Research (NIHR) for Patient Benefit East Midlands Research Advisory Committee and has received funding for trials from the NIHR. He has received funding to prepare and deliver lectures (speakers' bureau) on cognitive rehabilitation in MS from Novartis, Merck and Biogen. In the last 3 years, JC has received support from the Efficacy and Evaluation (EME) Programme, a Medical Research Council (MRC) and National Institute for Health Research (NIHR) partnership and the Health Technology Assessment (HTA) Programme (NIHR), the UK MS Society, the US National MS Society and the Rosetrees Trust. He is supported, in part, by the NIHR University College London Hospitals (UCLH) Biomedical Research Centre, London, UK. He has been a local principal investigator for a trial in MS funded by the Canadian MS society. A local principal investigator for commercial trials funded by Actelion, Novartis and Roche; and has taken part in advisory boards/consultancy for Azadyne, Janssen, Merck, NervGen, Novartis and Roche. ECT has received honoraria/speaker fees/travel expenses to attend educational meetings from Biogen, Janssen, Merck, Novartis, Roche and Takeda. DO has received research support from the National Institutes of Health, National MS Society, Patient-Centered Outcomes Research Institute (PCORI), Race to Erase MS Foundation, Genentech, Genzyme and Novartis. Consulting fees obtained from Biogen Idec, Genentech/Roche, Genzyme, Janssen, Novartis and Merck. N.E. has served as a member of advisory boards for Biogen, Merck, Novartis and Roche,

received grant income from the UK MS Society, MRC, PCORI and NIHR.

Funding

The author(s) received no financial support for the research, authorship and/or publication of this article.

ORCID iDs

Afagh Garjani  <https://orcid.org/0000-0001-9271-346X>
Christopher Martin Allen  <https://orcid.org/0000-0002-8225-8747>
Sarah Marie Planchon  <https://orcid.org/0000-0002-5093-0754>
Roshan das Nair  <https://orcid.org/0000-0001-8143-7893>
Emma C Tallantyre  <https://orcid.org/0000-0002-3760-6634>
Daniel Ontaneda  <https://orcid.org/0000-0002-2838-9148>
Nikos Evangelou  <https://orcid.org/0000-0003-2871-0672>

References


1. Moore TJ, Zhang H, Anderson G, et al. Estimated costs of pivotal trials for novel therapeutic agents approved by the US Food and Drug Administration, 2015–2016. *JAMA Intern Med* 2018; 178: 1451–1457.
2. Chen D and Qi EY. Innovative highlights of clinical drug trial design. *Transl Res* 2020; 224: 71–77.
3. Fogel DB. Factors associated with clinical trials that fail and opportunities for improving the likelihood of success: A review. *Contemp Clin Trials Commun* 2018; 11: 156–164.
4. Galson S, Austin CP, Khandekar E, et al. The failure to fail smartly. *Nat Rev Drug Discov* 2021; 20(4): 259–260.
5. Walters SJ, dos Anjos Henriques-Cadby IB, Bortolami O, et al. Recruitment and retention of participants in randomised controlled trials: A review of trials funded and published by the United Kingdom Health Technology Assessment Programme. *BMJ Open* 2017; 7: e015276.
6. Malmivaara A. Generalizability of findings from randomized controlled trials is limited in the leading general medical journals. *J Clin Epidemiol* 2019; 107: 36–41.
7. The Community Research and Development Information Service (CORDIS). Trials@Home: Center of Excellence – remote decentralised clinical trials, <https://cordis.europa.eu/project/id/831458> (accessed 18 June 2021).

8. Clinical Trials Transformation Initiative. Transforming Trials 2030, https://ctti-clinicaltrials.org/who_we_are/transforming-trials-2030/ (accessed 30 May 202).
9. Aarestrup FM, Albeyatti A, Armitage W, et al. Towards a European health research and innovation cloud (HRIC). *Genome Med* 2020; 12: 18.
10. Apostolaros M, Babaian D, Corneli A, et al. Legal, regulatory, and practical issues to consider when adopting decentralized clinical trials: Recommendations from the clinical trials transformation initiative. *Ther Innov Regul Sci* 2020; 54(4): 779–787.
11. Van Norman GA. Decentralized clinical trials: The future of medical product development? *JACC Basic Transl Sci* 2021; 6(4): 384–387.
12. Park JJH, Mogg R, Smith GE, et al. How COVID-19 has fundamentally changed clinical research in global health. *Lancet Glob Health* 2021; 9(5): e711–e720.
13. Xue JZ, Smietana K, Poda P, et al. Clinical trial recovery from COVID-19 disruption. *Nat Rev Drug Discov* 2020; 19(10): 662–663.
14. De Brouwer W, Patel CJ, Manrai AK, et al. Empowering clinical research in a decentralized world. *npj Digit Med* 2021; 4: 102.
15. Selker HP, Eichler HG, Stockbridge NL, et al. Efficacy and effectiveness too trials: Clinical trial designs to generate evidence on efficacy and on effectiveness in wide practice. *Clin Pharmacol Ther* 2019; 105(4): 857–866.
16. Nordon C, Karcher H, Groenwold RH, et al. The ‘efficacy-effectiveness gap’: Historical background and current conceptualization. *Value Health* 2016; 19(1): 75–81.
17. das Nair R, de Groot V and Freeman J. Beyond current research practice: Methodological considerations in MS rehabilitation research (is designing the perfect rehabilitation trial the Holy Grail or a Gordian knot?). *Mult Scler* 2019; 25(10): 1337–1347.
18. Raftery J, Young A, Stanton L, et al. Clinical trial metadata: Defining and extracting metadata on the design, conduct, results and costs of 125 randomised clinical trials funded by the National Institute for Health Research Health Technology Assessment programme. *Health Technol Assess* 2015; 19(11): 1–166.
19. Gray AM. Cost-effectiveness analyses alongside randomised clinical trials. *Clin Trials* 2006; 3(6): 538–542.
20. Hartung DM. Economics and cost-effectiveness of multiple sclerosis therapies in the USA. *Neurotherapeutics* 2017; 14(4): 1018–1026.
21. Clinical Research News. Trendspotting: Decentralized trials, AI, real-world data in 2021, <https://www.clinicalresearchnews.com/news/2021/01/07/trendspotting-decentralized-trials-ai-real-world-data-in-2021> (2021, accessed 11 August 2021).
22. Nicholas JA, Electricwala B, Lee LK, et al. Burden of relapsing-remitting multiple sclerosis on workers in the US: A cross-sectional analysis of survey data. *BMC Neurol* 2019; 19: 258.
23. GBD 2016 Multiple Sclerosis Collaborators. Global, regional, and national burden of multiple sclerosis 1990–2016: A systematic analysis for the Global Burden of Disease Study 2016. *Lancet Neurol* 2019; 18(3): 269–285.
24. Probstfield JL and Frye RL. Strategies for recruitment and retention of participants in clinical trials. *JAMA* 2011; 306: 1798–1799.
25. The Center for Information and Study on Clinical Research Participation (CISCRP). 2019 perceptions and insights study: Participation experience, <https://www.ciscrp.org/services/research-services/perceptions-and-insights-study/> (accessed 13 August 2021).
26. Carter A, Humphreys L, Snowdon N, et al. Participant recruitment into a randomised controlled trial of exercise therapy for people with multiple sclerosis. *Trials* 2015; 16: 468.
27. Midaglia L, Mulero P, Montalban X, et al. Adherence and satisfaction of smartphone-and smartwatch-based remote active testing and passive monitoring in people with multiple sclerosis: Nonrandomized interventional feasibility study. *J Med Internet Res* 2019; 21: e14863.
28. Carlisle B, Kimmelman J, Ramsay T, et al. Unsuccessful trial accrual and human subjects protections: An empirical analysis of recently closed trials. *Clin Trials* 2015; 12(1): 77–83.
29. Huang GD, Bull J, Johnston McKee K, et al. Clinical trials recruitment planning: A proposed framework from the clinical trials transformation initiative. *Contemp Clin Trials* 2018; 66: 74–79.
30. Treweek S, Lockhart P, Pitkethly M, et al. Methods to improve recruitment to randomised controlled trials: Cochrane systematic review and meta-analysis. *BMJ Open* 2013; 3(2): e002360.
31. Brueton V, Tierney J, Stenning S, et al. Strategies to improve retention in randomised trials: A Cochrane systematic review and meta-analysis. *BMJ Open* 2014; 4: e003821.
32. Coyle J, Rogers A, Copland R, et al. Learning from remote decentralised clinical trial experiences: A qualitative analysis of interviews with trial personnel, patient representatives and other stakeholders. *Br J Clin Pharmacol* 2022; 88: 1031–1042.

33. Sommer C, Zuccolin D, Arnera V, et al. Building clinical trials around patients: Evaluation and comparison of decentralized and conventional site models in patients with low back pain. *Contemp Clin Trials Commun* 2018; 11: 120–126.
34. Hirsch IB, Martinez J, Dorsey ER, et al. Incorporating site-less clinical trials into drug development: A framework for action. *Clin Ther* 2017; 39(5): 1064–1076.
35. McKay KA, Tremlett H, Zhu F, et al. A population-based study comparing multiple sclerosis clinic users and non-users in British Columbia, Canada. *Eur J Neurol* 2016; 23(6): 1093–1100.
36. Wallstrom G, Anderson KS and LaBaer J. Biomarker discovery for heterogeneous diseases. *Cancer Epidemiol Biomarkers Prev* 2013; 22(5): 747–755.
37. Baird JF and Motl RW. Response heterogeneity with exercise training and physical activity interventions among persons with multiple sclerosis. *Neurorehabil Neural Repair* 2019; 33(1): 3–14.
38. Bove R, White CC, Giovannoni G, et al. Evaluating more naturalistic outcome measures: A 1-year smartphone study in multiple sclerosis. *Neurol Neuroimmunol Neuroinflamm* 2015; 2(6): e162.
39. De Angelis M, Lavorgna L, Carotenuto A, et al. Digital technology in clinical trials for multiple sclerosis: Systematic review. *J Clin Med* 2021; 10: 2328.
40. Lavorgna L, Brigo F, Moccia M, et al. e-Health and multiple sclerosis: An update. *Mult Scler* 2018; 24(13): 1657–1664.
41. Robb JF, Hyland MH and Goodman AD. Comparison of telemedicine versus in-person visits for persons with multiple sclerosis: A randomized crossover study of feasibility, cost, and satisfaction. *Mult Scler Relat Disord* 2019; 36: 101258.
42. Welch BM, Marshall E, Qanungo S, et al. Teleconsent: A novel approach to obtain informed consent for research. *Contemp Clin Trials Commun* 2016; 3: 74–79.
43. Skelton E, Drey N, Rutherford M, et al. Electronic consenting for conducting research remotely: A review of current practice and key recommendations for using e-consenting. *Int J Med Inform* 2020; 143: 104271.
44. Inan O, Tenaerts P, Prindiville S, et al. Digitizing clinical trials. *npj Digit Med* 2020; 3: 101.
45. Lechner-Scott J, Kappos L, Hofman M, et al. Can the Expanded Disability Status Scale be assessed by telephone? *Mult Scler* 2003; 9: 154–159.
46. Ytterberg C, Johansson S, Andersson M, et al. Variations in functioning and disability in multiple sclerosis. *J Neurol* 2008; 255(7): 967–973.
47. Kasser SL, Goldstein A, Wood PK, et al. Symptom variability, affect and physical activity in ambulatory persons with multiple sclerosis: Understanding patterns and time-bound relationships. *Disabil Health J* 2017; 10(2): 207–213.
48. Bradshaw MJ, Farrow S, Motl RW, et al. Wearable biosensors to monitor disability in multiple sclerosis. *Neurol Clin Pract* 2017; 7(4): 354–362.
49. Monti S, Grosso V, Todoerti M, et al. Randomized controlled trials and real-world data: Differences and similarities to untangle literature data. *Rheumatology* 2018; 57: vii54–vii58.
50. Kim J, Campbell AS, de Ávila BE-F, et al. Wearable biosensors for healthcare monitoring. *Nat Biotechnol* 2019; 37: 389–406.
51. Tur C, Moccia M, Barkhof F, et al. Assessing treatment outcomes in multiple sclerosis trials and in the clinical setting. *Nat Rev Neurol* 2018; 14(2): 75–93.
52. Wald LL, McDaniel PC, Witzel T, et al. Low-cost and portable MRI. *J Magn Reson Imaging* 2020; 52(3): 686–696.
53. Saslow L, Li DKB, Halper J, et al. An international standardized magnetic resonance imaging protocol for diagnosis and follow-up of patients with multiple sclerosis: Advocacy, dissemination, and implementation strategies. *Int J MS Care* 2020; 22(5): 226–232.
54. Charvet LE, Dobbs B, Shaw MT, et al. Remotely supervised transcranial direct current stimulation for the treatment of fatigue in multiple sclerosis: Results from a randomized, sham-controlled trial. *Mult Scler* 2018; 24(13): 1760–1769.
55. McDermott MM and Newman AB. Remote research and clinical trial integrity during and after the coronavirus pandemic. *JAMA* 2021; 325: 1935–1936.
56. van Kempen ZL, Hoogervorst EL, Wattjes MP, et al. Personalized extended interval dosing of natalizumab in MS: A prospective multicenter trial. *Neurology* 2020; 95: e745–e754.
57. Brown B, Weiss JL, Kolodny S, et al. Analysis of cardiac monitoring and safety data in patients initiating fingolimod treatment in the home or in clinic. *BMC Neurol* 2019; 19: 287.
58. Chataway J, Porter B, Riazi A, et al. Home versus outpatient administration of intravenous steroids for multiple-sclerosis relapses: A randomised controlled trial. *Lancet Neurol* 2006; 5(7): 565–571.
59. Breckenridge A, Aronson JK, Blaschke TF, et al. Poor medication adherence in clinical trials: Consequences and solutions. *Nat Rev Drug Discov* 2017; 16(3): 149–150.

60. National Academies of Sciences, Engineering, and Medicine, Health and Medicine Division, Board on Health Sciences Policy, , et al. Policy considerations. In: Shore C, Khandekar E and Alper J (eds) *Virtual clinical trials: Challenges and opportunities: Proceedings of a workshop*. Washington, DC: National Academies Press, 2019, pp. 51–61.
61. Coran P, Goldsack JC, Grandinetti CA, et al. Advancing the use of mobile technologies in clinical trials: Recommendations from the clinical trials transformation initiative. *Digit Biomark* 2019; 3(3): 145–154.
62. Jefferson L, Fairhurst C, Brealey S, et al. Remote or on-site visits were feasible for the initial setup meetings with hospitals in a multicenter surgical trial: An embedded randomized trial. *J Clin Epidemiol* 2018; 100: 13–21.
63. May M. Clinical trial costs go under the microscope. *Nat Med* 2019, <https://www.nature.com/articles/d41591-019-00008-7>
64. Walden A, Nahm M, Barnett ME, et al. Economic analysis of centralized vs. decentralized electronic data capture in multi-center clinical studies. *Stud Health Technol Inform* 2011; 164: 82–88.
65. Rudd BN, Davis M and Beidas RS. Integrating implementation science in clinical research to maximize public health impact: A call for the reporting and alignment of implementation strategy use with implementation outcomes in clinical research. *Implement Sci* 2020; 15: 103.

Visit SAGE journals online
[journals.sagepub.com/
home/msj](https://journals.sagepub.com/home/msj)

 SAGE journals