

This is an Open Access document downloaded from ORCA, Cardiff University's institutional repository: <https://orca.cardiff.ac.uk/id/eprint/151220/>

This is the author's version of a work that was submitted to / accepted for publication.

Citation for final published version:

Mahanta, Pankaj Jyoti and Saikia, Manjil 2022. Some new and old Gibonacci identities. Rocky Mountain Journal of Mathematics 52 (2) , pp. 645-665. 10.1216/rmj.2022.52.645

Publishers page: <https://doi.org/10.1216/rmj.2022.52.645>

Please note:

Changes made as a result of publishing processes such as copy-editing, formatting and page numbers may not be reflected in this version. For the definitive version of this publication, please refer to the published source. You are advised to consult the publisher's version if you wish to cite this paper.

This version is being made available in accordance with publisher policies. See <http://orca.cf.ac.uk/policies.html> for usage policies. Copyright and moral rights for publications made available in ORCA are retained by the copyright holders.



SOME NEW AND OLD GIBONACCI IDENTITIES

PANKAJ JYOTI MAHANTA AND MANJIL P. SAIKIA

ABSTRACT. We present different combinatorial interpretations of Lucas and Gibonacci numbers. Using these interpretations we prove several new identities, and simplify the proofs of several known identities. Some open problems are discussed towards the end of the paper.

1. INTRODUCTION

The Fibonacci and Lucas numbers, defined by the sequences

$$F_n = F_{n-1} + F_{n-2} \quad \text{and} \quad L_n = L_{n-1} + L_{n-2},$$

with initial values $F_0 = 0, F_1 = 1$ and $L_0 = 2, L_1 = 1$ are two of the most widely studied number sequences in all of mathematics. Both of them are special cases of the Gibonacci sequence $\{G_n\}_{n \geq 0}$, defined by the same recursion

$$G_n = G_{n-1} + G_{n-2},$$

now with free choice of the initial two values of G_0 and G_1 .

Due to the rich interplay of the Fibonacci and Lucas numbers in number theory and combinatorics, there is a wide range of identities known for these two sequences. In fact, it can be shown easily that the two sequences are related by the following identity

$$L_n = F_{n-1} + F_{n+1}.$$

For the proof of this and several more identities we refer the reader to the books by Honsberger [Hon85] and Koshy [Kos18]. The Fibonacci and Gibonacci numbers are also related by the following identity

$$G_0 F_{n-1} + G_1 F_n = G_n, \tag{1.1}$$

the proof of which can be found in Benjamin and Quinn's book [BQ03].

There is more than one way to combinatorially explain the Fibonacci sequence. One of these is to count the number of domino tilings of an $2 \times n$ board using vertical and horizontal dominoes. Figure 1 shows an example of this. It is very easy to get the recursion of the Fibonacci numbers from this interpretation. Let us denote the number of domino tilings of the $2 \times n$ board by f_n , then we see that $f_1 = 1$ and $f_2 = 2$. If we look at the first column then either it can have a vertical domino covering it or two horizontally placed domino. In the first instance we get f_{n-1} domino tilings and in the second instance we get f_{n-2} domino tilings. This now gives us the recursion $f_n = f_{n-1} + f_{n-2}$, from which it now follows that $f_n = F_{n+1}$. This interpretation is essentially the same as the one given by Benjamin and Quinn [BQ03], and we shall use this without any comment in the sections to follow.



FIGURE 1. A 2×8 board on the left, the same board tiled using vertical and horizontal dominoes on the right.

There exist similar but slightly more complicated combinatorial interpretations of the Lucas sequence as well as the Gibonacci sequence. This is discussed in Chapter 2 of Benjamin and Quinn's book [BQ03]. The aim of this paper is to present simpler combinatorial interpretations of the Lucas and Gibonacci sequences and then use them to prove new and old identities. Most of the papers in the literature on combinatorial interpretations of Gibonacci sequences usually focus on only one proof technique, the motivation for the present paper was to use our combinatorial interpretation and apply several different proof techniques in a single place. In fact, our interpretation is amenable to several techniques which have already been used successfully in the literature for proving identities related to Fibonacci numbers. Using these techniques we are able to prove several Gibonacci

Date: July 21, 2021.

1991 Mathematics Subject Classification. 11B39, 11B37, 05A19, 05A15, 11B75.

Key words and phrases. Gibonacci numbers, Fibonacci numbers, Lucas numbers, combinatorial proofs, tilings.

analogs of known Fibonacci identities, as well as other new identities involving the Gibonacci numbers. The interpretation for Gibonacci numbers that we present is equivalent to the one presented by Benjamin, Quinn and Su [BQS00], but the one for Lucas numbers seems to be novel. Another motivation for the present study was to look at lacunary recurrences for Gibonacci numbers, which we discuss in Subsection 5.3. As will be seen our method falls short of finding a lacunary recurrence for the Gibonacci numbers but it gives a simpler proof of the lacunary recurrence for Fibonacci numbers found by Ballantine and Merca [BM19].

The approach of Benjamin, Quinn and Su [BQS00] uses phased tilings, which is equivalent to our colored tiling approach (to be explained in the next section). The usefulness of the present approach is that many identities are proved in a simpler manner than in the literature, we show this in Section 4 where we are also able to generalize a result in a non-trivial manner. Moreover, we have used hybrid boards in some of our proofs (for instance in Figure 4) which makes the proofs of some identities easier to get.

In the following we shall always be concerned with domino tilings and hence we take the word ‘tiling’ to mean ‘domino tiling’ everywhere. It is also easy to see using a checkerboard representation (using two colours) of the $2 \times n$ board that every domino (both vertical or horizontal) will cover two squares of different colours. So, to have a valid tiling of the boards we need an even number of squares. This observation will be used in several places in the following sections without mentioning it specifically.

This paper is arranged as follows: we present our interpretation of Lucas and Gibonacci numbers in Section 2, then we use these interpretations to prove some new identities in Section 3 and simplify as well as extend some known identities in Section 4, in Section 5 we explore some further directions in which new identities can be derived but without going into too much detail, finally we end the paper with some concluding remarks in Section 6.

2. COMBINATORIAL REPRESENTATIONS OF LUCAS AND GIBONACCI SEQUENCES

In this short section we give combinatorial representations of the Lucas and Gibonacci sequences. The interpretation for Gibonacci sequence is equivalent to the one given by Benjamin, Quinn and Su [BQS00] using phased tilings. All rows are numbered from top to bottom and all columns are numbered from left to right, unless otherwise mentioned.

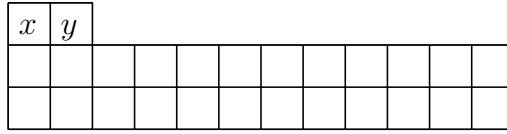


FIGURE 2. 2×12 board with two added squares on the top row.

2.1. Combinatorial interpretation of Lucas numbers. We start with a $2 \times n$ board and then add two squares on it marked x and y as shown in Figure 2. Let us call this board \mathcal{L}_n , and we wish to tile this board with dominoes. If a domino occupies the added squares marked x and y , then the number of tilings equal f_n . And if a domino occupies the added squares x and the square directly below it, then a domino is forced in the square marked y and the square below it, which in turn forces the bottom squares in columns 1 and 2. So in this case, total number of tilings equal f_{n-2} . Hence the total number of tilings of \mathcal{L}_n with dominoes is $f_n + f_{n-2} = L_n$ for all $n \geq 1$.

As an example, all the possible tilings of the 2×4 board with two added squares are shown in Figure 3. This also verifies $L_4 = 7$.

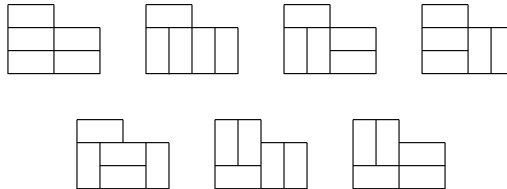


FIGURE 3. All possible tilings of the 2×4 board with two added squares.

Remark 2.1. We can actually get the Lucas numbers recurrence directly from the above combinatorial interpretation if instead of focusing on the squares marked x and y we work from the end of the board and see the behaviour of dominoes at the n -th column. The first few values can then be easily calculated by enumerating all

such domino tilings to get $L_1 = 1$ (tiling a board with two squares in the first row and one square each in the second and third row) and $L_2 = 3$ (tiling a 3×2 board).

We now use this interpretation of Lucas numbers to prove two identities.

Identity 2.2. *For all $n \geq 3$ we have*

$$L_n^2 + f_n^2 = f_{n-2}^2 f_6 + 2f_{n-2} f_{n-3} f_4 + f_{n-3}^2 f_2.$$

Proof. We start with the board in Figure 4 which has six rows with n squares in the first, second, fifth and sixth rows and 2 squares in the third and fourth rows. We will count the number of tilings of this board in two different ways and arrive at the identity.

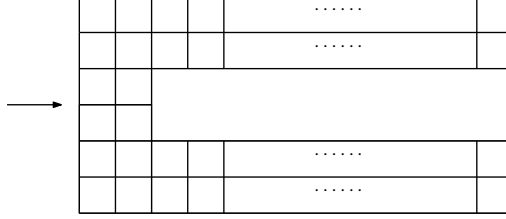


FIGURE 4. Proof of Identity 2.2.

First, notice that if we can break the board at the arrow then we get in total L_n^2 ways of tiling the whole board using dominoes. If we cannot break the board at the arrow then two vertical dominoes covers the squares above and below the arrow and this gives us f_n^2 many ways to tile the rest of the board with dominoes. So in total we can tile the whole board in $L_n^2 + f_n^2$ many ways using dominoes.

Secondly, we look at the ways of tiling the board from the vertical direction now. Notice that there will be four different cases on which the total number of tilings of the whole board depend upon:

- If no horizontal dominoes covers the second and third squares of rows 1, 2, 5 and 6, then we can break the board into three pieces by detaching along the third column. This gives $f_{n-2}^2 f_6$ tilings in total.
- If a horizontal domino covers the second and third squares of rows 1, 2, 5 and 6, then we can break the board into three pieces as there will be forced dominoes in the first squares of rows 1, 2, 5 and 6. This will give us $f_{n-3}^2 f_2$ tilings.
- If a horizontal domino covers the second and third squares of row 1, which will force another horizontal domino to cover the second and third squares of row 2, then we can break the board into three pieces¹ to get $f_{n-2} f_{n-3} f_4$ tilings.
- If a horizontal domino cover the second and third squares of row 5, which will force another horizontal domino to cover the second and third squares of row 6. This will give as many tilings as the previous case.

Summing the number of tilings in each of the above cases gives us the right hand side of the identity. \square

Identity 2.3. *For all $n \geq 2$ and $m \geq 5$ we have,*

$$L_n^2 f_{m-6} + 2L_n f_n f_{m-7} + f_n^2 f_{m-8} = f_{n-2}^2 f_m + 2f_{n-2} f_{n-3} f_{m-2} + f_{n-3}^2 f_{m-4}. \quad (2.1)$$

Proof. We start with a board with m rows, where rows 1, 2, $m-1$ and m have n squares each and all other rows have 2 squares each, as in Figure 5.

The right hand side of the identity is easy to derive in a similar way as we did for Identity 2.2, notice that the previous case was just $m = 6$.

For the left hand side, instead of looking at whether the board can be broken in one place, we now look at the cases where the board can be broken or not in two places, marked with the arrows here. This will give rise to the following cases:

- The board can be broken at the top arrow. In this case there will be vertical dominoes in positions $m-3$ and $m-2$ in columns 1 and 2, so we can break the board into three pieces to give in total $L_n f_n f_{m-7}$ tilings.
- The board can be broken at the bottom arrow. This will give us the same number of tilings as the previous case.
- The board can be broken at both the arrows, into three pieces which will give us $L_n^2 f_{m-6}$ tilings.

¹This is because we have already counted the case where we cannot break the board in the previous case.

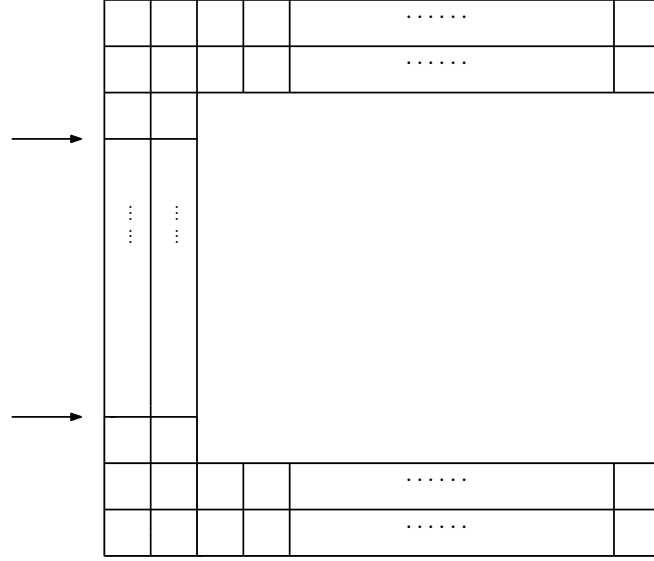


FIGURE 5. Proof of Identity 2.3.

- The board cannot be broken at either arrows, so we must have vertical dominoes in positions $3, 4, m-3$ and $m-2$ in columns 1 and 2. This means the board can be broken into three pieces, one piece along row 2 and another piece along row $m-2$. This will give us in total $f_n^2 f_{m-8}$ tilings.

Summing the number of tilings in each of the above cases will give us the left hand side of the identity. \square


Remark 2.4. The identity (2.1) holds for all integral values of n and m , but using the above combinatorial method it can be proved when $m \geq 5$ and $n \geq 2$.

2.2. Combinatorial interpretation of Gibonacci numbers. We make a distinction in two cases, first we deal with the case where $G_0 > G_1$ and then we deal with the more general case.

Case 1: $G_0 > G_1$. We still use the modified $2 \times n$ board as in Figure 2, but we count them with some conditions. If a domino covers the squares x and y then we can assign G_1 colours to that domino, and if a domino covers the square x and the square below it then we can assign $G_0 - G_1$ colours to it. All the remaining dominoes are of one colour. A similar argument as in Subsection 2.1 will give us the total number of domino tilings of this board to be $G_1 f_n + (G_0 - G_1) f_{n-2}$, which by equation (1.1) is G_n .

Remark 2.5. This interpretation implies the interpretation of the Lucas numbers discussed in the previous subsection.

Case 2: General Case. We use a $2 \times n$ board where we mark three squares x, y and z as shown in Figure 6. We wish to count the number of domino tilings of this board with some conditions. Any domino which covers the squares marked x and y can be assigned G_0 colours, any domino which covers the squares marked x and z can be assigned G_1 colours, while the remaining dominoes are of the same colour. With this assignment, if a domino covers the squares marked x and y then we get $G_0 f_{n-2}$ tilings and if a domino covers the squares marked x and z then we get $G_1 f_{n-1}$ tilings. Thus, the number of domino tilings of this board is $G_0 f_{n-2} + G_1 f_{n-1}$, which by equation (1.1) is G_n .

FIGURE 6. 2×12 board with marked squares.

We will use this interpretation of Gibonacci numbers in the succeeding sections to prove new identities as well as reprove some known identities.

Remark 2.6. As in the case for Lucas numbers (see Remark 2.1), we can also get the recurrence for Gibonacci numbers directly from the above interpretation, if we work from the right side of the board instead of the left side.

3. SOME NEW IDENTITIES INVOLVING GIBONACCI NUMBERS

Now that we have presented the combinatorial interpretation of Gibonacci numbers, we can use it to prove several new identities. This is done in this section.

3.1. Identities involving one Gibonacci sequence.

Identity 3.1. *For all $n \in \mathbb{N}$ and all $N \leq n$ we have,*

$$G_N G_{n-N} + G_{N-1} G_{n-N-1} = G_1 G_{n-1} + G_0 G_{n-2}. \quad (3.1)$$

Proof. Let us mark a $2 \times n$ board as shown in the Figure 7, where we have marked squares a, b, c, x, y and z as well as indicated the column N by an arrow below it.

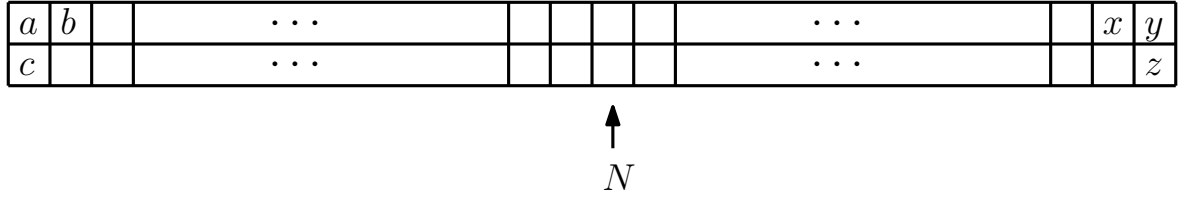


FIGURE 7. $2 \times n$ board with marked squares and column N marked.

We wish to count the number of domino tilings of this board with the following conditions:

- The squares marked a and b can be covered by G_0 colors of dominoes,
- The squares marked x and y can be covered by G_0 colors of dominoes,
- The squares marked a and c can be covered by G_1 colors of dominoes,
- The squares marked y and z can be covered by G_1 colors of dominoes, and
- All the remaining dominoes are of same color.

Now we will count the number of domino tilings of this board in the following two ways.

First, let us break the board at column N . From columns 1 to N the board can be tiled in G_N many ways, while from columns $N + 1$ to n the board can be tiled in G_{n-N} many ways. So, the total number of such tilings is $G_N G_{n-N}$. Now let two dominoes cover the columns N and $N + 1$ horizontally. In this case, the total number of tilings is $G_{N-1} G_{n-N-1}$. Therefore, the total number of tilings of the board is $G_N G_{n-N} + G_{N-1} G_{n-N-1}$.

Second, let a vertical domino covers the squares marked y and z . Then the number of tilings is $G_{n-1} G_1$. Now let a horizontal domino cover the squares marked x and y . Then the total tilings is $G_{n-2} G_0$. Therefore, the total tilings of the board is $G_{n-1} G_1 + G_{n-2} G_0$.

This proves our identity. \square

Remark 3.2. Notice that the right hand side of the identity (3.1) is independent of N .

We denote the conditions on the $2 \times n$ board in Figure 7 by Figure 8. With the help of similar figures we will prove the rest of identities without going into a detailed explanation of the conditions of colours on dominoes. Sometimes we will use Figure 8 in our proofs where we will clearly state the values of n and N that we consider.

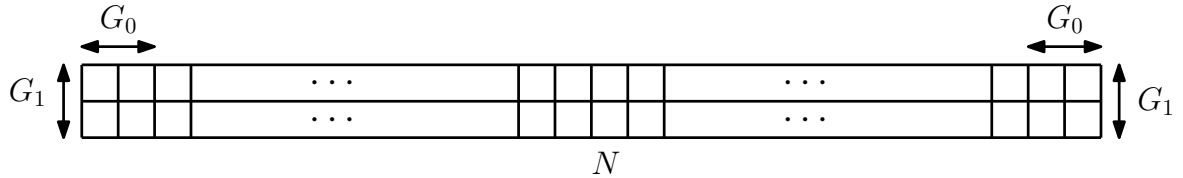


FIGURE 8. Shortened representations of the conditions on an $2 \times n$ board.

Corollary 3.3. *For all $n \in \mathbb{N}$, we have*

$$G_{n+1}^2 + G_n^2 = G_0 G_{2n} + G_1 G_{2n+1}.$$

Proof. Putting $N = n + 1$ and $n = 2n + 2$ in the identity (3.1) we will get this identity.

This identity can also be proven combinatorially using a $2 \times (2n + 2)$ board. \square

Identity 3.4. For all $n \in \mathbb{N}$, we have

$$G_{n+2}^2 - G_n^2 = G_0 G_{2n+1} + G_1 G_{2n+2}.$$

Proof. Taking a $2 \times (2n+3)$ board as in Figure 8 (we ignore N for the moment), we see that the number of domino tilings of that board is $G_0 G_{2n+1} + G_1 G_{2n+2}$.

Now, if we take $N = n+2$ and count the number of domino tilings as we did in the proof of Identity 3.1, we see that there are $G_{n+2} G_{n+1} + G_{n+1} G_n = G_{n+2} G_{n+1} + G_{n+2} G_n - G_{n+2} G_n + G_{n+1} G_n = G_{n+2}^2 - G_n^2$ such tilings.

This proves the identity. \square

Corollary 3.5 (Lucas). For all $n \in \mathbb{N}$, we have

$$F_{n+1}^2 - F_{n-1}^2 = F_{2n}.$$

Proof. We take $G_0 = G_1 = 1$ to get $f_{n+2}^2 - f_n^2 = f_{2n+1} + f_{2n+2} = f_{2n+3}$, which implies $f_n^2 - f_{n-2}^2 = f_{2n-1}$. Therefore, $F_{n+1}^2 - F_{n-1}^2 = F_{2n}$. \square

We exploit a technique of Benjamin, Crouch and Sellers [BCS19] to prove the following result.

Identity 3.6. For all $n \geq 2$, we have

$$(G_1 - G_0) \sum_{j=1}^{n-1} G_{2n-1-2j} + G_0 \sum_{j=1}^{n-1} j G_{2n-1-2j} + 2G_0 G_1 + G_0^2(n-2) = G_1 G_{2n-2} + G_0 G_{2n-3}, \quad (3.2)$$

and

$$(G_1 - G_0) \sum_{j=1}^{n-1} G_{2n-2j} + G_0 \sum_{j=1}^{n-1} j G_{2n-2j} + G_0^2 + (G_1 + (n-1)G_0)G_1 = G_1 G_{2n-1} + G_0 G_{2n-2}. \quad (3.3)$$

Proof. We prove (3.2) in details. We start with a $2 \times (2n-1)$ board as in Figure 8. Clearly the number of domino tiling of this board is $G_1 G_{2n-2} + G_0 G_{2n-3}$.

Now we focus on the second vertical domino that can occur in a tiling of this board. The possible positions of this second vertical domino are at positions $2, 4, \dots, 2n-2$. Now, let $2j$ be the position of this second vertical domino. The right hand side of the board to this second vertical domino can be tiled in $G_{2n-1-2j}$ ways. In the left hand side of this second vertical domino, there is exactly one vertical domino and the rest are all horizontal dominoes. If the first vertical domino occurs in the first column then we can tile the right hand side in G_1 ways, otherwise there will be $j-1$ choices for placing this first vertical domino and then we can tile the left hand side in $(j-1)G_0$ ways. Thus, the total number of such tilings is $\sum_{j=1}^{n-1} G_{2n-1-2j}(G_1 + (j-1)G_0)$.

Now, let us count the remaining tilings where the second vertical domino does not exist. That is, there is only one vertical domino. We get the following three cases:

- The position of the vertical domino is at column 1. This gives us $G_1 G_0$ tilings.
- The position of the vertical domino is at column $(2n-1)$. This gives us $G_0 G_1$ tilings.
- The position of the vertical domino is at one of the odd positions from column 3 to $(2n-3)$. This gives us $G_0(n-2)G_0$ tilings.

Summing over all the above gives us the left hand side of (3.2).

To prove (3.3), we take a $2 \times 2n$ board and do the same procedure, this time adding the tiling with no vertical domino which gives us G_0^2 tilings, as well as the tiling with the second vertical domino at column $2n$ which gives us $(G_1 + (n-1)G_0)G_1$ tilings. \square

Remark 3.7. Setting $G_1 = G_0 = 1$ in (3.2) and (3.3) gives back Benjamin, Crouch and Sellers' [BCS19] identities (2) and (3).

Using techniques from Benjamin, Crouch and Sellers [BCS19], we can generalize Identity 3.6 by considering the p -th vertical domino instead of the second vertical domino. This is done in the following theorem.

Theorem 3.8. For $p \geq 2, m \geq p - 1$, we have

$$\begin{aligned} & \sum_{\substack{k=p \\ k \equiv p \pmod{2}}}^{m-1} \left(G_1 \binom{(k+p-4)/2}{p-2} + G_0 \binom{(k+p-4)/2}{p-1} \right) G_{m-k} \\ & \quad + \left(G_1 \binom{(m+p-4)/2}{p-2} + G_0 \binom{(m+p-4)/2}{p-1} \right) G_1 \\ & \quad + \sum_{\substack{t=0 \\ t \equiv m \pmod{2}}}^{p-1} \left(G_1^2 \binom{(m+t-4)/2}{t-2} + 2G_0G_1 \binom{(m+t-4)/2}{t-1} + G_0^2 \binom{(m+t-4)/2}{t} \right) \\ & = G_1G_{m-1} + G_0G_{m-2}. \end{aligned}$$

The binomial coefficient $\binom{n}{r}$ is zero if n is not an integer.

Proof. We start with a $2 \times m$ board as in Figure 8. The total number of domino tilings of this board is $G_1G_{m-1} + G_0G_{m-2}$.

Let us count the number of domino tilings with respect to the p -th vertical domino, if it exists. Let this vertical domino be located in the k -th column, where $p \leq k < m$. To the right of this, the board can be tiled in exactly G_{m-k} ways. Before this p -th vertical domino we have $p-1$ vertical dominoes and $(k-p)/2$ horizontal dominoes in the first row, provided both k and p have the same parity, else no such tilings exist. So there are total $p-1 + (k-p)/2 = (k+p-2)/2$ many choices for placing the $p-1$ vertical dominoes. Like before, this will give us $\left(G_1 \binom{(k+p-2)/2-1}{p-2} + G_0 \binom{(k+p-2)/2-1}{p-1} \right)$ ways to tile the left hand side. This gives us the first summand in the left hand side of the identity. The second summand in the left hand side of the identity counts the number of tilings with t vertical dominoes such that $t \leq p-1$. These tilings have $(m-t)/2$ horizontal dominoes in the first row of the tiling, with m and t being of the same parity. In total we have $(m+t)/2$ choices for the t vertical dominoes and these gives rise to $\left(G_1^2 \binom{(m+t)/2-2}{t-2} + 2G_0G_1 \binom{(m+t)/2-2}{t-1} + G_0^2 \binom{(m+t)/2-2}{t} \right)$ ways to tile. The middle term of the LHS exists when the p -th vertical domino is located in the m -th column and will be non-zero only when $m \equiv p \pmod{2}$. This gives us the required identity. \square

We can actually use the above proof ideas to combine equations (3.2) and (3.3) and get the following identity, the proof of which is left to the reader.

Identity 3.9. For all $n \in \mathbb{N}$ we have

$$\begin{aligned} (G_1 - G_0) \sum_{j=1}^{\lfloor (n-1)/2 \rfloor} G_{n-2j} + G_0 \sum_{j=1}^{\lfloor (n-1)/2 \rfloor} jG_{n-2j} + \left(G_1 \binom{(n-2)/2}{0} + G_0 \binom{(n-2)/2}{1} \right) G_1 \\ + \sum_{\substack{t=0 \\ t \equiv n \pmod{2}}}^1 \left(2G_0G_1t + G_0^2 \binom{(n+t-4)/2}{t} \right) = G_1G_{n-1} + G_0G_{n-2}. \end{aligned} \quad (3.4)$$

We can also count with respect to the location of the p -th horizontal domino in the first row. This gives us the following result.

Theorem 3.10. For $p \geq 2, m \geq p - 1$, we have

$$\begin{aligned} & \sum_{k=2p}^m \left(G_1 \binom{k-p-2}{p-1} + G_0 \binom{k-p-2}{p-2} \right) G_{m-k} \\ & \quad + \sum_{t=0}^{p-1} \left(G_1^2 \binom{m-t-2}{t} + 2G_0G_1 \binom{m-t-2}{t-1} + G_0^2 \binom{m-t-2}{t-2} \right) = G_1G_{m-1} + G_0G_{m-2}. \end{aligned}$$

Proof. Like before the right hand side counts the $2 \times m$ board as in Figure 8. Again, let us consider the p -th horizontal domino in the first row of such a tiling, if it exists. Let this domino cover the $k-1$ and k -th squares in the first row, where $k \geq 2p$. Then, there are G_{m-k} ways to tile the right hand side of the k -th column. On the left hand side we have to arrange now $p-1$ horizontal dominoes in the first row and $k-2p$ vertical dominoes. This can be done in $\left(G_1 \binom{(k-p-1)-1}{p-1} + G_0 \binom{(k-p-1)-1}{p-2} \right)$ ways, which gives us the first summation. The second summation now counts the tilings with $t \leq p-1$ horizontal dominoes in the first row and $m-2t$ vertical dominoes. This can be done in $\left(G_1^2 \binom{m-t-2}{t} + 2G_0G_1 \binom{m-t-2}{t-1} + G_0^2 \binom{m-t-2}{t-2} \right)$ ways which gives us the second summation. This proves our identity. \square

Instead of taking the board in Figure 8, if we take the board in Figure 6 then we can prove the following results in a similar way. Considering the second vertical domino in a $2 \times (2n-1)$ -board we get the following first identity. And considering the second vertical domino in a $2 \times 2n$ -board we get the second identity. Similarly, considering the second vertical domino from the right side, we get the identities of 3.12

Identity 3.11. For all $n \in \mathbb{N}$, we have

$$\sum_{j=1}^{n-1} f_{2n-1-2j}(G_1 + (j-1)G_0) + G_1 + (n-1)G_0 = G_{2n-1},$$

and

$$\sum_{j=1}^{n-1} f_{2n-2j}(G_1 + (j-1)G_0) + G_1 + nG_0 = G_{2n}.$$

Thus, we can combine them and write for all $n \in \mathbb{N}$

$$\sum_{j=1}^{\lfloor (n-1)/2 \rfloor} f_{n-2j}(G_1 + (j-1)G_0) + G_1 + \left\lfloor \frac{n}{2} \right\rfloor G_0 = G_n.$$

Identity 3.12. For all $n \in \mathbb{N}$, we have

$$\sum_{j=1}^{n-1} jG_{2n-1-2j} + G_1 + (n-1)G_0 = G_{2n-1},$$

and

$$\sum_{j=1}^{n-1} jG_{2n-2j} + G_1 + nG_0 = G_{2n}.$$

Thus, we can combine them and write for all $n \in \mathbb{N}$

$$\sum_{j=1}^{\lfloor (n-1)/2 \rfloor} jG_{n-2j} + G_1 + \left\lfloor \frac{n}{2} \right\rfloor G_0 = G_n.$$

We do not prove the next four results for the sake of brevity as the proof technique is the same. We mention which domino and which board we consider to get the results.

Considering the p -th vertical domino in a $2 \times m$ -board we get the following result.

Theorem 3.13. For $p \geq 2, m \geq p-1$, we have

$$\begin{aligned} \sum_{\substack{k=p \\ k \equiv p \pmod{2}}}^m \left(G_1 \binom{(k+p-4)/2}{p-2} + G_0 \binom{(k+p-4)/2}{p-1} \right) f_{m-k} \\ + \sum_{\substack{t=0 \\ t \equiv m \pmod{2}}}^{p-1} \left(G_1 \binom{(m-t-2)/2}{t-1} + G_0 \binom{(m-t-2)/2}{t} \right) = G_m. \end{aligned}$$

The binomial coefficient $\binom{n}{r}$ is zero if n is not an integer.

Considering the p -th vertical domino in a $2 \times m$ -board from the right side we get the following result.

Theorem 3.14. For $p \geq 2, m \geq p-1$, we have

$$\begin{aligned} \sum_{\substack{k=p \\ k \equiv p \pmod{2}}}^{m-1} \left(\binom{(k+p-2)/2}{p-1} G_{m-k} + \binom{(m+p-2)/2}{p-1} G_1 \right) \\ + \sum_{\substack{t=0 \\ t \equiv m \pmod{2}}}^{p-1} \left(G_1 \binom{(m-t-2)/2}{t-1} + G_0 \binom{(m-t-2)/2}{t} \right) = G_m. \end{aligned}$$

The binomial coefficient $\binom{n}{r}$ is zero if n is not an integer.

Considering the p -th horizontal domino in a $2 \times m$ -board we get the following result.

Theorem 3.15. For $p \geq 2, m \geq p - 1$, we have

$$\sum_{k=2p}^m \left(G_1 \binom{k-p-2}{p-1} + G_0 \binom{k-p-2}{p-2} \right) f_{m-k} + \sum_{t=0}^{p-1} \left(G_1 \binom{m-t-1}{t} + G_0 \binom{m-t-1}{t-1} \right) = G_m.$$

Considering the p -th horizontal domino from the right side in a $2 \times m$ -board we get the following result.

Theorem 3.16. For $p \geq 2, m \geq p - 1$, we have

$$\sum_{k=2p}^m \binom{k-p-1}{p-1} G_{m-k} + \sum_{t=0}^{p-1} \left(G_1 \binom{m-t-1}{t} + G_0 \binom{m-t-1}{t-1} \right) = G_m.$$

3.2. Identities involving two Gibonacci sequences. We now define a ‘modified’ Gibonacci sequence for our next few results. Let $\{G'_n\}_{n \geq 0}$ be the sequence defined by $G'_0 = G_1, G'_1 = G_0$ and

$$G'_n = G'_{n-1} + G'_{n-2}.$$

Identity 3.17. For all $n \geq 1$ we have,

$$G_0(G_n - G'_{n-1}) = G_1(G'_n - G_{n-1}).$$

Proof. We use the $2 \times (n+1)$ board as shown in Figure 9. Notice that the right hand side of this board is slightly different than the ones we have used so far in Figure 8. We count the number of domino tilings of this board in two ways.

If we start from the right side of the board and count the number of tilings as we did in the proof of Identity 3.1, then we see that the total number of tilings is $G_0G_n + G_1G_{n-1}$.




FIGURE 9. $2 \times (n+1)$ board associated with Identity 3.17.

Alternatively, we start from the left side of the board and count the number of tilings as we did in the proof of Identity 3.1, then we see that the total number of tilings is $G_1G'_n + G_0G'_{n-1}$.

Equating the two numbers and a simple algebraic operation proves the identity. \square

Identity 3.18. For all $n \geq 2$ and $N \leq n$ we have,

$$\begin{aligned} G_N G'_{n-N} + G_{N-1} G'_{n-N-1} &= G_0 G_{n-1} + G_1 G_{n-2} \\ &= G_1 G'_{n-1} + G_0 G'_{n-2}. \end{aligned}$$

Proof. The proof is similar to the proofs of Identities 3.1 and 3.17. We do not prove it here, but direct the reader to Figure 10 which proves this.

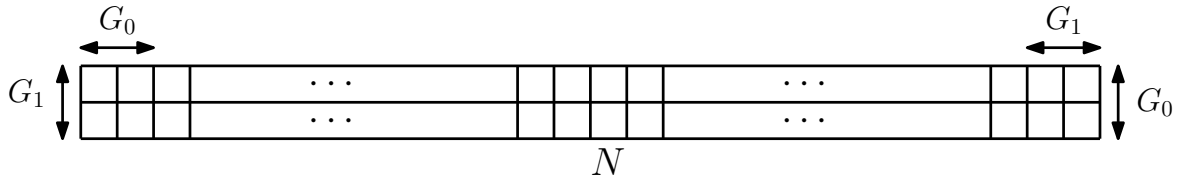


FIGURE 10. $2 \times n$ board associated with Identity 3.18.

Corollary 3.19. For all $n \in \mathbb{N}$, we have

$$\begin{aligned} G_n G'_n + G_{n-1} G'_{n-1} &= G_0 G_{2n-1} + G_1 G_{2n-2} \\ &= G_1 G'_{2n-1} + G_0 G'_{2n-2}. \end{aligned}$$

Proof. Taking $n = 2N$ in Identity 3.18 and then changing the dummy suffixes proves this. \square

Identity 3.20. For all $n \geq 3$ we have,

$$G_n - G'_n = (G_1 - G_0)f_{n-3}. \quad (3.5)$$

Proof. We use the board shown in Figure 11: we have a $2 \times n$ board placed horizontally, and then we extend the first two columns of this board to n rows vertically below. We now count the number of domino tilings of this board in two different ways.

First let us look at the horizontal $2 \times n$ board. If no domino cover the second and third squares of the first column, then the total number of tilings is $G_n f_{n-2}$. Otherwise the total number of such tilings is $G_0 f_{n-2} f_{n-3}$. So in total we get $G_n f_{n-2} + G_0 f_{n-2} f_{n-3}$ many tilings of the board with dominoes.

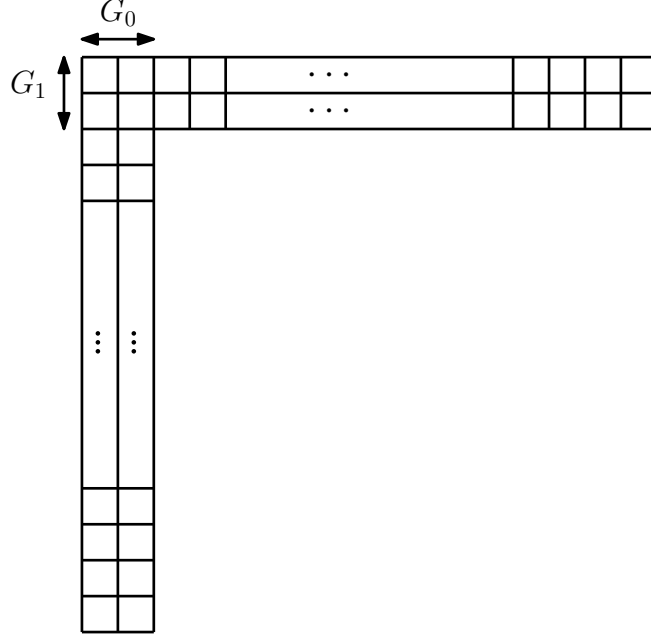


FIGURE 11. Board associated with Identity 3.20.

Now, let us count the number of tilings by looking at the board in the vertical direction. If no domino cover the second and third squares of the first row, then the number of tilings is $G'_n f_{n-2}$. Otherwise, the number is $G_1 f_{n-2} f_{n-3}$. So, in total the number of domino tilings of the board is $G'_n f_{n-2} + G_1 f_{n-2} f_{n-3}$.

Equating the two numbers we get $G_n + G_0 f_{n-3} = G'_n + G_1 f_{n-3}$ which proves the identity. \square

Two very simple congruence relations follow as corollaries.

Corollary 3.21. For all $n \geq 3$, we have

$$G_n \equiv G'_n \pmod{f_{n-3}}.$$

Corollary 3.22. For all $n \in \mathbb{N}$, we have

$$G_n \equiv G'_n \pmod{G_1 - G_0}.$$

Identity 3.23. For all $n \geq 2$, we have

$$G_1(G_n - G'_n) + G_0(G_{n-1} - G'_{n-1}) = (G_1 - G_0)G_{n-2}. \quad (3.6)$$

Proof. We use the board shown in Figure 12: we have a $2 \times n$ board placed horizontally, and then we extend the first two columns of this board to n rows vertically below. We now count the number of domino tilings of this board in two different ways.

First let us look at the horizontal $2 \times n$ board. If a domino covers the first and second squares in the first column then the number of domino tilings of the whole board is $G_1 G_{n-1} G_{n-2}$. Otherwise, the number of such tilings is $G_0 G_{n-2} G_{n-1}$. So the total number of tilings of the board is $G_1 G_{n-1} G_{n-2} + G_0 G_{n-2} G_{n-1}$.

Alternatively, let us now look at the figure in the vertical direction (the reader can think of this as rotated by 90°). If a domino covers the second and third squares in the first row then the number of tilings in this case is $G_1 G_{n-2} G_{n-3}$. Otherwise, we can break the board in between the second and third columns. One part of this broken board will contribute G_{n-2} many tilings. For the other part we look at the bottom most squares of the first and second rows: if a domino covers the bottom most squares in the first and second row then the total

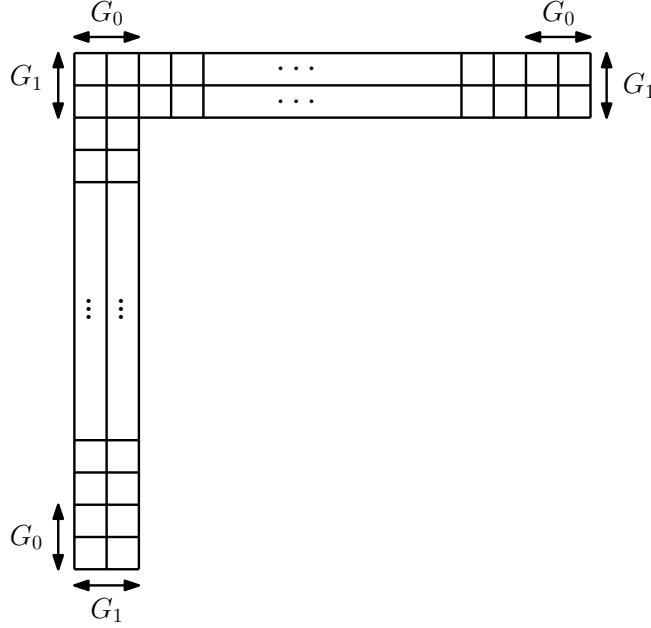


FIGURE 12. Board associated with Identity 3.23.

number of tilings of the broken part is $G_1G'_{n-1}$, otherwise the number is $G_0G'_{n-2}$. So, in total we get the number of domino tilings of the whole board is $G_1G_{n-2}G_{n-3} + G_{n-2}(G_1G'_{n-1} + G_0G'_{n-2})$.

Equating the two numbers from above and after some algebraic manipulation we get

$$G_1G_{n-2}(G_{n-1} - G'_{n-1}) + G_0G_{n-2}(G_{n-2} - G'_{n-2}) = (G_1 - G_0)G_{n-2}G_{n-3}.$$

This proves the identity after substituting $n \rightarrow n + 1$. \square

Remark 3.24. The identity (3.6) can be proved algebraically using the identity (3.5).

Identity 3.25. For all $m, n \geq 3$ we have,

$$G_nf_{m-2} + G_0f_{n-2}f_{m-3} = G'_mf_{n-2} + G_1f_{n-3}f_{m-2}, \quad (3.7)$$

and

$$(G_1G_{n-1} + G_0G_{n-2})G_{m-2} + G_0G_{n-2}G_{m-3} = (G_1G'_{m-1} + G_0G'_{m-2})G_{n-2} + G_1G_{n-3}G_{m-2}. \quad (3.8)$$

Proof. If we take an $2 \times m$ board instead of the $2 \times n$ board in the vertical position in Figure 11, then we get the identity (3.7). Similarly, from Figure 12, we get the identity (3.8). \square

Identity 3.26. For all $n \geq 2$, we have

$$(G_0G_n + G_1G_{n-1} - G_1G'_{n-2})G_{n-1} = (G_1G'_n + G_0G'_{n-1} - G_0G_{n-2})G'_{n-1}.$$

Proof. The proof of this identity is similar to the proof of Identity 3.23, so we omit the details here. The board that we need to take in this case is shown in Figure 13. \square

4. PROOFS OF SOME KNOWN AND NEW RESULTS FROM OUR INTERPRETATION OF GIBONACCI NUMBERS

Using the ideas discussed for Fibonacci numbers by Benjamin and Quinn [BQ03, Chapter 1], we can easily prove different identities involving Gibonacci numbers with the help of our combinatorial interpretation of Gibonacci numbers. We prove several such known identities in this section, which in most of the cases yields simpler proofs than the ones presented by Benjamin and Quinn [BQ03]. We also prove one new result in this section (Theorem 4.8).

Since, we have already proved several of the results in details, for the sake of brevity in this section we do not write all the proofs in details.

Identity 4.1 (Identity 39, [BQ03]). For all $n \in \mathbb{N}$, we have

$$G_0 + G_1 + G_2 + \cdots + G_n = G_{n+2} - G_1.$$

This can be seen by counting the domino tilings of a $2 \times (n + 2)$ board with respect to the location of the last pair of horizontal dominoes. The proof is similar to the one given by Benjamin and Quinn [BQ03].

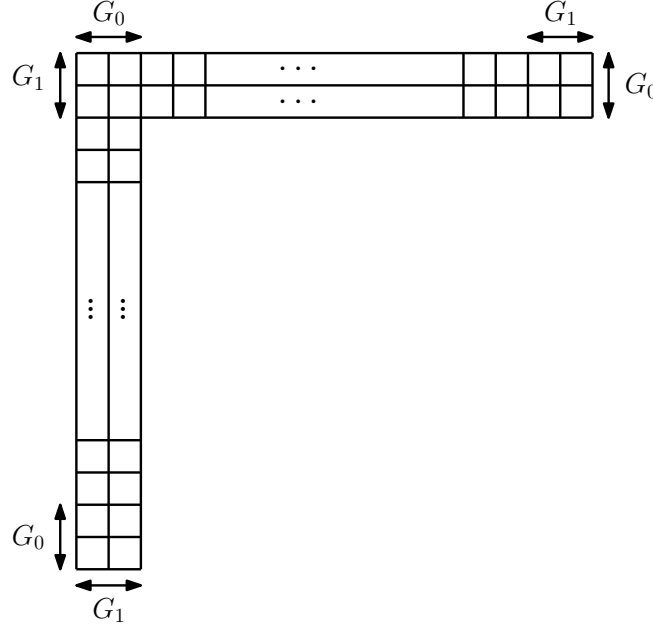


FIGURE 13. Board associated with Identity 3.26.

Identity 4.2 (Identity 62, [BQ03]). *For all $n \in \mathbb{N}$, we have*

$$G_0 + G_2 + G_4 + \cdots + G_{2n} = G_{2n+1} - G_{-1}.$$

This can be seen by counting the domino tilings of a $2 \times (2n + 1)$ board with respect to the location of the last vertical domino. This was left as an exercise by Benjamin and Quinn [BQ03].

Identity 4.3 (Generalization of Identity 7, [BQ03]). *For all $n \in \mathbb{N}$, we have*

$$3G_n = G_{n+2} + G_{n-2}.$$

The proof is analogous to the proof of Benjamin and Quinn's Identity 7 [BQ03], so we omit it here.

Identity 4.4 (Identity 67, [BQ03]). *For all $n \in \mathbb{N}$, we have*

$$\sum_{i=0}^n G_i^2 = G_n G_{n+1} + G_0(G_0 - G_1).$$

This is a generalization of Benjamin and Quinn's Identity 9 [BQ03] and the proof is analogous to it, so we omit it here. This was left as an exercise by Benjamin and Quinn [BQ03]. They use the technique of *faults and tails* ([BQ03, page 7]) to prove Identity 9. We do not recall the technique here, but we use it in the following.

In the following we assume that $\{G_n\}_{n \geq 0}$ and $\{H_n\}_{n \geq 0}$ are two Gibonacci sequences (possibly with different initial conditions). Counting the domino tilings of a $2 \times (n + 1)$ board for $\{H_n\}_{n \geq 0}$ and a $2 \times n$ board for $\{G_n\}_{n \geq 0}$ boards with respect to the location of the last *fault*, we can find the following more general identity.

Identity 4.5 (Identity 42, [BQ03]). *For all $n \in \mathbb{N}$, we have*

$$\sum_{i=0}^n H_i G_i = \begin{cases} H_{n+1} G_n + (H_0 - H_1) G_0, & \text{if } n \text{ is even;} \\ H_{n+1} G_n + H_0(G_0 - G_1), & \text{if } n \text{ is odd.} \end{cases}$$

Taking $H_0 = G_{-1}$ and $H_1 = G_0$, we get the following identity.

Corollary 4.6 (Identity 41, [BQ03]). *For all $n \in \mathbb{N}$, we have*

$$\sum_{i=1}^n G_{i-1} G_i = \begin{cases} G_n^2 - G_0^2, & \text{if } n \text{ is even;} \\ G_n^2 - G_1(G_1 - G_0), & \text{if } n \text{ is odd.} \end{cases}$$

This can also be proved easily using a combinatorial method.

The following was left as an exercise by Benjamin and Quinn [BQ03]. This identity in itself is a generalization of Cassini's identity (Identity 9 of Benjamin and Quinn [BQ03])

$$f_n^2 = f_{n+1} f_{n-1} + (-1)^n.$$

They use a technique called *tail swapping*, which we use here to give a brief proof of the result. We do not discuss in detail what is tail swapping and instead refer the reader to Benjamin and Quinn [BQ03, page 8].

Theorem 4.7 (Identity 46, [BQ03]). *For all $n \in \mathbb{N}$, we have*

$$G_n^2 = G_{n+1}G_{n-1} + (-1)^n(G_0G_2 - G_1^2).$$

Proof. We use two sets of boards as shown in Figure 14 and find a one-to-one correspondence between these two sets. Our sets are

- (1) Two $2 \times n$ boards, and
- (2) One $2 \times (n+1)$ board and one $2 \times (n-1)$.

Applying the technique of *tail swapping* proves that the tilings of Set (1) is in one-to-one correspondence with the tilings of Set (2) of Figure 14, when the last *fault* is at the column i , where $2 \leq i \leq n$.

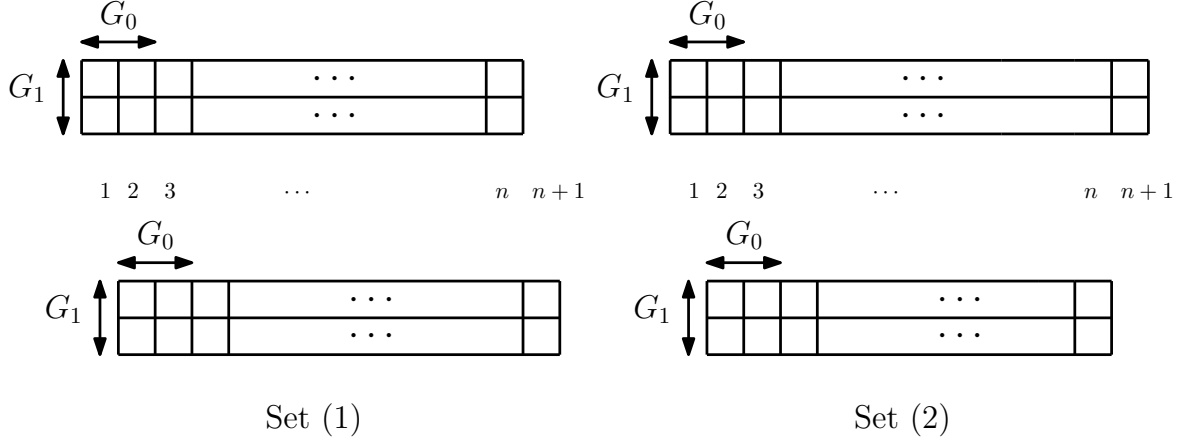


FIGURE 14. Two sets of boards used in the proof of Theorem 4.7.

Now let n be odd and the last fault be at column 1. Then in Set (1) the columns 2 and 3 of the top board must occupy horizontal dominoes; and column 2 of the bottom board must occupy a vertical domino. So in Set (1) we get in total G_1^2 domino tilings. And in Set (2) we get G_0G_1 domino tilings. Also, there is no fault-free tiling in Set (1) and there are G_0^2 fault-free tilings in Set (2). Hence $G_n^2 - G_1^2 = G_{n+1}G_{n-1} - G_0G_1 - G_0^2$, which implies $G_n^2 = G_{n+1}G_{n-1} - (G_0G_2 - G_1^2)$.

Again, let n be even and the last fault is at column 1. Then in Set (1) the column 2 of the top board must occupy a vertical domino; and columns 2 and 3 of the bottom board must occupy horizontal dominoes. So in Set (1) we get G_0G_1 domino tilings. And therefore in Set (2) we get G_1^2 domino tilings. In this case, there are G_0^2 fault-free tilings in Set (1) and there is no fault-free tilings in Set (2). Hence $G_n^2 - G_0G_1 - G_0^2 = G_{n+1}G_{n-1} - G_1^2$, which implies $G_n^2 = G_{n+1}G_{n-1} + (G_0G_2 - G_1^2)$.

This proves the result. \square

In a similar way we have found the following more general identity.

Theorem 4.8. *For all $n \in \mathbb{N}$ and $p \leq n$, we have*

$$G_n^2 = G_{n+p}G_{n-p} + (-1)^{n+p-1}f_{p-1}(G_0G_{p+1} - G_1G_p).$$

Proof. The tilings of Set (1) as shown in Figure 15 is in one-to-one correspondence with the tilings of Set (2) as shown in Figure 16, when the last fault is at the column i , where $p+1 \leq i \leq n$. From columns 1 to p we get G_p tilings. And from columns $n+1$ to $n+p$ we get f_{p-1} tilings.

Case 1: n and p are both odd. In this case $n-p$ is even. So, when the last fault is at column p , then in Set (1) the columns $p+1$ and $p+2$ of the top board must occupy horizontal dominoes; and the column $p+1$ of the bottom board must occupy a vertical domino. So in the Set (1) we get $G_1G_pf_{p-1}$ tilings. And therefore in the Set (2) we get $G_0G_pf_{p-1}$ tilings. Also, there is no fault-free tilings in Set (1) and there are $G_0G_{p-1}f_{p-1}$ fault-free tilings in Set (2).

Hence $G_n^2 - G_1G_pf_{p-1} = G_{n+p}G_{n-p} - G_0G_pf_{p-1} - G_0G_{p-1}f_{p-1}$, which implies

$$G_n^2 = G_{n+p}G_{n-p} - f_{p-1}(G_0G_{p+1} - G_1G_p).$$

Case 2: n is odd and p is even. In this case $n-p$ is odd. So, when the last fault is at column p , then in Set (1) the column $p+1$ of the top board must occupy vertical domino; and the columns $p+1$ and $p+2$ of the

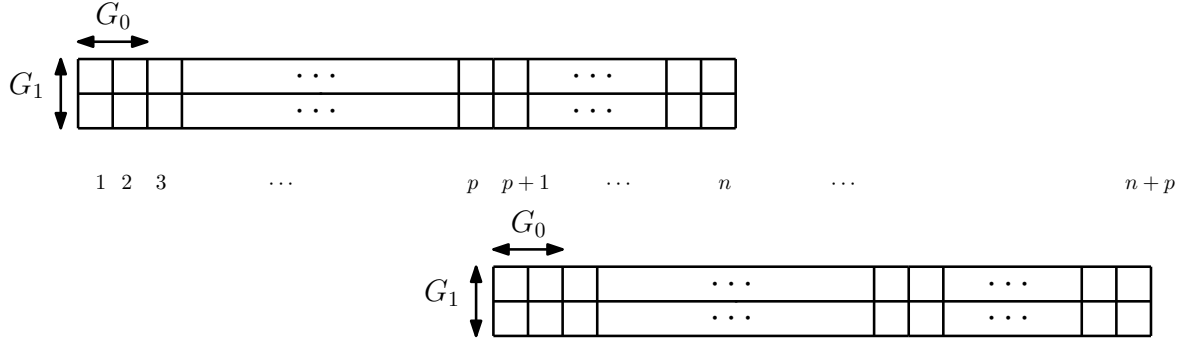


FIGURE 15. Set (1) of boards in the proof of Theorem 4.8.

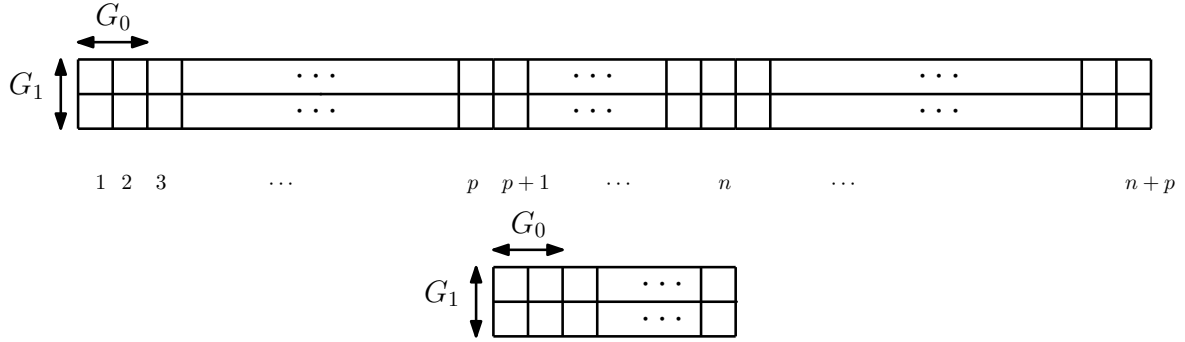


FIGURE 16. Set (2) of boards in the proof of Theorem 4.8.

bottom board must occupy horizontal dominoes. So in Set (1) we get $G_0 G_p f_{p-1}$ tilings. And therefore in Set (2) we get $G_1 G_p f_{p-1}$ tilings. Also, there are $G_0 G_{p-1} f_{p-1}$ fault-free tilings in Set (1) and there is no fault-free tilings in Set (2).

Hence $G_n^2 - G_0 G_p f_{p-1} - G_0 G_{p-1} f_{p-1} = G_{n+p} G_{n-p} - G_1 G_p f_{p-1}$, which implies

$$G_n^2 = G_{n+p} G_{n-p} + f_{p-1} (G_0 G_{p+1} - G_1 G_p).$$

Case 3: Remaining cases. In a similar way when n is even and p is odd implies

$$G_n^2 = G_{n+p} G_{n-p} + f_{p-1} (G_0 G_{p+1} - G_1 G_p)$$

and p is even implies

$$G_n^2 = G_{n+p} G_{n-p} - f_{p-1} (G_0 G_{p+1} - G_1 G_p).$$

This proves the result. □

As corollaries we obtain the following results by taking $p = 2$ and $p = n$ respectively.

Corollary 4.9. *For all $n \in \mathbb{N}$, we have*

$$G_n^2 = G_{n+2} G_{n-2} + (-1)^{n+1} (G_0 G_2 - G_1^2).$$

In particular

$$f_n^2 = f_{n+2} f_{n-2} - (-1)^n.$$

Corollary 4.10. *For all $n \in \mathbb{N}$, we have*

$$G_n^2 = G_{2n} G_0 - f_{n-1} (G_0 G_{n+1} - G_1 G_n).$$

5. OTHER RESULTS RELATED TO GIBONACCI NUMBERS

There is a big wealth of literature concerning tiling proofs of Fibonacci and Lucas identities. It would make the present work much longer if we survey all of this literature and apply our techniques to them and generalize the results to Gibonacci numbers. The aim of the present section is to just take three isolated such incidents and use the techniques to prove results about Gibonacci numbers. It appears that all of the three directions below that we take can be generalized much further to get more general and new identities involving Gibonacci numbers.

5.1. Divisibility Properties of Gibonacci numbers. We have so far not said anything about the divisibility properties of Gibonacci numbers. There is a wealth of results for such divisibility properties of Fibonacci numbers. For Gibonacci numbers, it seems that it is difficult to prove strong divisibility results like those that exist for Fibonacci numbers. However, we can prove weaker results like the following theorem.

Theorem 5.1. *For $G_m > 1$ we have if $n = mr$ for some r , then $G_n \equiv G_{m-1}F_{(r-1)m} \pmod{G_m}$.*

Proof. We use the concept of supertiles as defined by Benjamin and Rouse [BR04] to prove this result. Since $G_n = G_{mr}$ for some r . Let us now divide the $2 \times mr$ board into r segments which we call supertiles, say S_1, S_2, \dots, S_r . This chopping of the board is done to the right of columns numbered $m, 2m, 3m, \dots, (r-1)m$ as shown in Figure 17. Such a chopping might result in two horizontal dominoes covering columns jm and $jm+1$ for some $1 \leq j \leq r-1$ being split. If this happens we say that such a supertile S_j is open on the right and S_{j+1} is open on the left. Otherwise we say it is closed.

S_1	S_2	S_3	S_4	S_5	S_6
-------	-------	-------	-------	-------	-------

FIGURE 17. Chopping of a $2 \times mr$ board into supertiles with $r = 6$.

Let us now look at the first supertile, say S_j that is closed on the left and open on the right. For $1 \leq j \leq r$, the number of tilings with S_j being the first of this type is $G_m F_{m+1}^{j-2} F_m F_{(r-j)m}$. Thus we have

$$G_n = G_{mr} = G_m \sum_{j=2}^{r-1} F_{m+1}^{j-2} F_m F_{(r-j)m} + G_m F_{m+1}^{r-1} + G_{m-1} F_{(r-1)m},$$

which proves the result. \square

Benjamin and Rouse [BR04, BR09] prove several more results of similar flavour for Fibonacci numbers (in fact, the congruences are much more strong) as well as generalized Lucas sequences. We do not explore this further here, but it seems that some of the results could no doubt be extended to our setting as well.

5.2. Breakability of tilings. The idea of breaking a tiling into two or more parts reveal several interesting identities relating Fibonacci numbers. This aspect has been used quite successfully by Benjamin, Carnes and Cloitre [BCC09] to prove identities involving sums of cubes of Fibonacci numbers. It seems possible to extend their results to prove analogous results for Gibonacci numbers, but we do not proceed in that direction here and leave it as an open problem for the reader. To give a flavour of the type of results they can prove using the concept of breakability of tilings we prove the following simple identity.

Identity 5.2. *For all $n \geq 0$ we have,*

$$2 \sum_{j=0}^n G_{3j+2} = G_{3n+4} - G_1$$

Proof. There are G_1 tilings of a $2 \times (3n+4)$ board which cannot be broken at any column of the form $3j+2$ and that is the tiling which starts with a vertical domino and then has $n+1$ sequence of consecutive horizontal dominoes and a vertical domino. So, the right hand side counts the tilings of this board which can be broken at at least one column of the form $3j+2$. The left hand side is now counting the same thing by focusing on the last breakable column of the form $3j+2$, the factor of 2 comes from the fact that the columns $3j+3$ and $4j+4$ can now be either tiled using two vertical dominoes or two horizontal dominoes. \square

5.3. Lacunary recurrence of Gibonacci numbers. A recurrence relation involving terms of a given sequence with indices in arithmetic progression is called a lacunary recurrence. Recently, Ballantine and Merca [BM19] found such a lacunary recurrence for Fibonacci numbers, while the present authors [MS20] found one for the Lucas numbers. We prove the result of Ballantine and Merca [BM19] using our combinatorial interpretation of Gibonacci numbers.

Theorem 5.3. [BM19, Theorem 1] *Given a positive integer $N \geq 2$, we have*

$$F_n = F_N \cdot F_{N-1}^{\lfloor \frac{n-1}{N} \rfloor - 1} \cdot F_{(n-1) \bmod N} + F_{N+1} \cdot F_{n-N} + F_N^2 \cdot \sum_{k=2}^{\lfloor \frac{n-1}{N} \rfloor} F_{N-1}^{k-2} \cdot F_{n-kN},$$

for all $n \geq N$.

Proof. Using a $2 \times n$ board it is easy to see that $G_n = G_{n-N}f_N + G_{n-N-1}f_{n-1}$, which is a known identity (Identity 38 of Benjamin and Quinn [BQ03]). Again we can show $G_{n-N-1} = G_{n-2N}f_{N-1} + G_{n-2N-1}f_{n-2}$ and $G_{n-2N-1} = G_{n-3N}f_{N-1} + G_{n-3N-1}f_{n-2}$ and so on. Doing some simple calculations we get

$$G_n = G_{n-N}f_N + f_{N-1}^2 \sum_{i=2}^d G_{n-iN}f_{N-2}^{i-2} + f_{N-1}G_{n-dN-1}f_{N-2}^{d-1},$$

where $d = \lfloor \frac{n}{N} - 1 \rfloor + 1$.

In particular we have

$$f_n = f_{n-N}f_N + f_{N-1}^2 \sum_{i=2}^d f_{n-iN}f_{N-2}^{i-2} + f_{N-1}f_{n-dN-1}f_{N-2}^{d-1}.$$

Therefore

$$F_{n+1} = F_{n-N+1}F_{N+1} + F_N^2 \sum_{i=2}^d F_{n-iN+1}F_{N-1}^{i-2} + F_N F_{n-dN}F_{N-1}^{d-1}.$$

Taking $n \rightarrow n-1$ we get

$$F_n = F_{n-N}F_{N+1} + F_N^2 \sum_{i=2}^d F_{n-iN}F_{N-1}^{i-2} + F_N F_{n-dN-1}F_{N-1}^{d-1}$$

where $d = \lfloor \frac{n-1}{N} - 1 \rfloor + 1 = \lfloor \frac{n-1}{N} \rfloor$. Hence

$$F_n = F_{n-N}F_{N+1} + F_N^2 \sum_{i=2}^d F_{n-iN}F_{N-1}^{i-2} + F_N F_{(n-1) \bmod N} F_{N-1}^{d-1},$$

where $d = \lfloor \frac{n-1}{N} \rfloor$. □

We have stopped short of proving a more general lacunary recurrence involving only Gibonacci numbers, but we believe that this might be possible to prove using some of our techniques. We leave this as an open problem.

6. CONCLUDING REMARKS

- (1) As we have seen already, several techniques available in the literature can be modified to use with our representation of Gibonacci numbers. A systematic study of all such methods used to prove Fibonacci identities would no doubt yield many new identities.
- (2) Let us denote by $G_n^{a,b} = af_{n-2} + bf_{n-1}$, $n \geq 1$, where $a > 0, b > 0$. For any positive integer there exist at least one Gibonacci sequence where this integer appears. For any positive integer t can we find all the Gibonacci sequences where t appears? That is, can we find the solutions (a, b, n) of the following equation for any fix t , $G_n^{a,b} = t$?
- (3) Can we use the tiling interpretation of Gibonacci numbers to prove inequalities? Or to find a t in terms of a, b, n , for which $f_{t-1} \leq G_n^{a,b} < f_t$?
- (4) Can we say something for the congruence $G_n \equiv G_{n+x} \pmod{p}$, where p is a prime? Can we find a significant relation between x and p ? For example, we have $G_n \equiv G_{n+3} \pmod{2}$, $G_n \equiv G_{n+8} \pmod{3}$, $G_n \equiv G_{n+20} \pmod{5}$, $G_n \equiv G_{n+16} \pmod{7}$, $G_n \equiv G_{n+10} \pmod{11}$, $G_n \equiv G_{n+14} \pmod{29}$, etc. Results of these type for Fibonacci and generalized Fibonacci type sequences were derived using non-combinatorial techniques by Laugier and the second author [LS17].
- (5) Another aspect which is immediately clear is that we can extend some of our proof techniques to three or more term recurrences. Work in this direction may be reported in a forthcoming paper.

ACKNOWLEDGEMENTS

The second author is partially supported by the Leverhulme Trust Research Project Grant RPG-2019-083. The authors would like to thank the anonymous referee for pointing them to the work of Benjamin, Quinn and Su [BQS00] which was missed in the initial submission.

REFERENCES

- [BCC09] Arthur T. Benjamin, Timothy A. Carnes, and Benoit Cloitre. Recounting the sums of cubes of Fibonacci numbers. In *Proceedings of the Eleventh International Conference on Fibonacci Numbers and their Applications*, volume 194, pages 45–51, 2009.
- [BCS19] Arthur T. Benjamin, Joshua Crouch, and James A. Sellers. Unified tiling proofs of a family of Fibonacci identities. *Fibonacci Quart.*, 57(1):29–31, 2019.
- [BM19] Cristina Ballantine and Mircea Merca. A family of lacunary recurrences for Fibonacci numbers. *Miskolc Math. Notes*, 20(2):767–772, 2019.
- [BQ03] Arthur T. Benjamin and Jennifer J. Quinn. *Proofs that really count*, volume 27 of *The Dolciani Mathematical Expositions*. Mathematical Association of America, Washington, DC, 2003. The art of combinatorial proof.
- [BQS00] Arthur T. Benjamin, Jennifer J. Quinn, and Francis Edward Su. Phased tilings and generalized fibonacci identities. *Fibonacci Quart.*, 38(3):282–288, 2000.
- [BR04] Arthur T. Benjamin and Jeremy A. Rouse. Recounting binomial Fibonacci identities. In *Applications of Fibonacci numbers. Vol. 9*, pages 25–28. Kluwer Acad. Publ., Dordrecht, 2004.
- [BR09] Arthur T. Benjamin and Jeremy A. Rouse. When does F_m^L divide F_n ? A combinatorial solution. In *Proceedings of the Eleventh International Conference on Fibonacci Numbers and their Applications*, volume 194, pages 53–58, 2009.
- [Hon85] Ross Honsberger. *Mathematical gems. III*, volume 9 of *The Dolciani Mathematical Expositions*. Mathematical Association of America, Washington, DC, 1985.
- [Kos18] Thomas Koshy. *Fibonacci and Lucas numbers with applications. Vol. 1*. Pure and Applied Mathematics (Hoboken). John Wiley & Sons, Inc., Hoboken, NJ, 2018. Second edition of [MR1855020].
- [LS17] Alexandre Laugier and Manjil P. Saikia. Some properties of Fibonacci numbers, generalized Fibonacci numbers and generalized Fibonacci polynomial sequences. *Kyungpook Math. J.*, 57(1):1–84, 2017.
- [MS20] Pankaj Jyoti Mahanta and Manjil P. Saikia. A family of lacunary recurrences for Lucas numbers. *Fibonacci Quart.*, 58(4):356–360, 2020.

GONIT SORA, DHALPUR, ASSAM 784165, INDIA
 Email address: `pankaj@gonitsora.com`

SCHOOL OF MATHEMATICS, CARDIFF UNIVERSITY, CARDIFF, CF24 4AG, UK
 Email address: `manjil@saikia.in`