

Iron-Catalyzed Transfer Hydrogenation of Allylic Alcohols with Isopropanol

Md Abdul Bari,[#] Salma A. Elsherbeni,[#] Tahir Maqbool, Daniel E. Latham, Edward B. Gushlow, Emily J. Harper, and Louis C. Morrill^{*}



Cite This: *J. Org. Chem.* 2024, 89, 14571–14576



Read Online

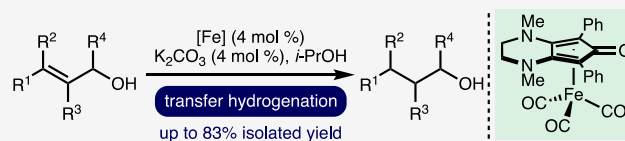
ACCESS |

Metrics & More

Article Recommendations

Supporting Information

ABSTRACT: Herein, we report an iron-catalyzed transfer hydrogenation of allylic alcohols. The operationally simple protocol employs a well-defined bench stable (cyclopentadienone)iron(0) carbonyl complex as a precatalyst in combination with K_2CO_3 (4 mol %) and isopropanol as the hydrogen donor. A diverse range of allylic alcohols undergo transfer hydrogenation to form the corresponding alcohols in good yields (33 examples, $\leq 83\%$ isolated yield). The scope and limitations of the method have been investigated, and experiments that shed light on the reaction mechanism have been conducted.



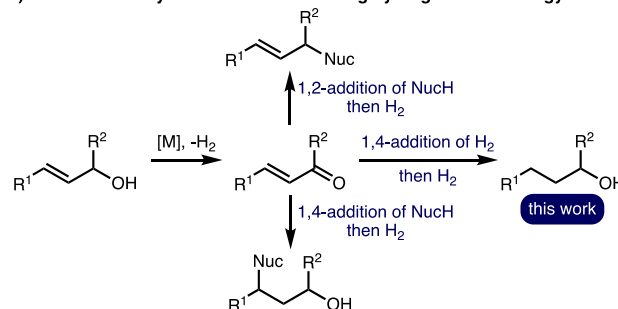
- well-defined bench stable Fe(0) carbonyl complex
- carbonate base
- IPA as hydrogen source
- operationally simple
- acetone byproduct

The borrowing hydrogen approach, which combines transfer hydrogenation with a reaction on the *in situ*-generated reactive intermediate, has undergone a renaissance over the past decade.¹ Most commonly, this strategy has been utilized to diversify the synthetic utility of commodity alcohols, particularly benzylic alcohols and aliphatic alcohols, which can be employed as alkylating agents whereby the sole byproduct of this one-pot reaction is water.² Allylic alcohols, which are privileged motifs in synthetic chemistry due to their widespread availability and diverse reactivity profile,³ have received comparatively less attention in this domain. Dehydrogenation of allylic alcohols generates synthetically versatile α,β -unsaturated carbonyl compounds, which can undergo either 1,2- or 1,4-addition by nucleophiles (Scheme 1A). The 1,2-addition pathway has been utilized for the N-allylation of amines⁴ and sulfinamides⁵ and the C-allylation of ketones⁶ and oxindoles.⁷ Conversely, the 1,4-addition pathway has enabled various regioselective alkene hydrofunctionalization methods.⁸

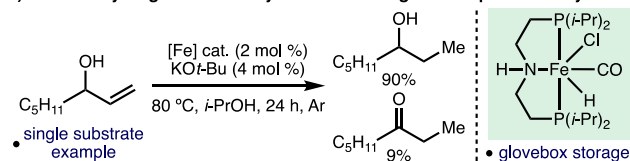
The 1,4-addition of hydrogen results in the redox isomerization of allylic alcohols to form carbonyl compounds,^{9,10} which can undergo further hydrogenation in the presence of a hydrogen donor to complete the formal transfer hydrogenation of allylic alcohols.¹¹ This powerful one-pot transformation has been predominantly explored using a variety of heterogeneous and homogeneous catalyst systems based on precious metals (e.g., Rh, Ru, Pd, and Ir),¹² alongside a few examples that employ catalysts based on more earth-abundant transition metals (e.g., Fe, Ni, and Mo).¹³ Most pertinent to this study, in 2018, de Vries and co-workers reported the isomerization of secondary allylic alcohols to ketones catalyzed by a well-defined iron PNP pincer catalyst, employing $KOt\text{-}Bu$ as the base and toluene as the solvent.¹⁴ During optimization of the reaction with a model substrate, the authors observed competitive transfer hydrogenation when 2-propanol was

Scheme 1. Background and Context

A) Utilization of allylic alcohols in borrowing hydrogen methodology



B) Transfer hydrogenation of allylic alcohol using Fe PNP pincer catalyst



employed as the reaction solvent (Scheme 1B). Building upon our interest in the development of borrowing hydrogen transformations that employ catalysts based on earth-abundant 3d transition metals,¹⁵ herein, we report the use of an air stable phosphine-free (cyclopentadienone)iron(0) carbonyl com-

Received: July 8, 2024

Revised: September 10, 2024

Accepted: September 17, 2024

Published: September 25, 2024



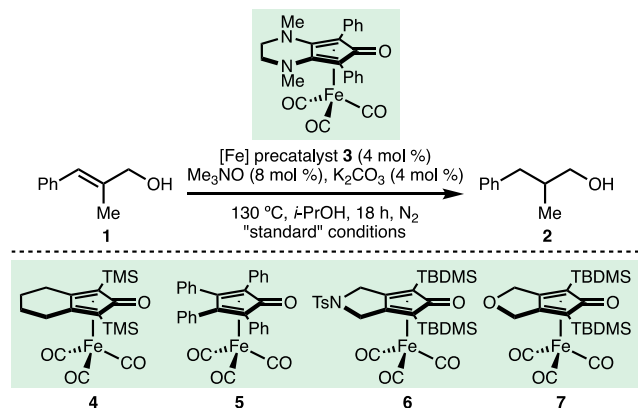
plex^{16,17} as a precatalyst for the transfer hydrogenation of allylic alcohols, with isopropanol as the hydrogen donor.¹⁸

The transfer hydrogenation of (*E*)-2-methyl-3-phenylprop-2-en-1-ol (**1**) to form 2-methyl-3-phenylpropan-1-ol (**2**) was selected as the model system for reaction optimization due to facile determination of conversion data via ¹H nuclear magnetic resonance (NMR) analysis of the crude reaction mixtures (Table 1).¹⁹ It was found that Renaud's

reduced the efficiency of the transfer hydrogenation of **1** to form **2**. The quantity of K₂CO₃ could be decreased to 2 mol % without a significant reduction in conversion (entry 13); however, a small amount of unreacted **1** (7%) was observed, which is challenging to separate from **2** via silica gel flash chromatography. Furthermore, it was found that Me₃NO was not required (entry 14) and that the NMR yield of **2** could be increased to >98% by extending the reaction time to 24 h (entry 15).

With the optimized reaction conditions in hand (Table 1, entry 15), we attempted to establish the scope and limitations of this synthetic method (Scheme 2). Initially, it was found that the reaction could be performed successfully on an increased scale (Scheme 2A), using 5.5 mmol of allylic alcohol **1**, which provided access to 0.66 g of product **2** (80% isolated yield). Next, the impact of various substituents on the aromatic ring within the allylic alcohol scaffold upon conversion was investigated. It was found that methyl substituents could be incorporated at positions 4, 3, and 2 of the aromatic ring, providing access to hydrogenated products **8–10**, respectively, in high isolated yields (71–83%). At position 4, fluorine and chlorine substituents were tolerated, which gave **11** and **12** in 61% and 76% isolated yields, respectively. However, the incorporation of an aryl bromide motif resulted in reduced conversion (33%) to the corresponding product **13**. A selection of electron-releasing (4-OMe and 4-NMe₂) and electron-withdrawing (4-CF₃) aromatic substituents could be present within the allylic alcohol substrates to afford products **14–16**, respectively, in high yields. In some cases, the reaction time was extended to 48 h to ensure full consumption of allylic alcohol starting materials and to facilitate product purification via silica gel flash chromatography. Benzylic alcohol and styrene functionalities were preserved during the transfer hydrogenation process, as demonstrated by the formation of hydrogenated products **17** and **18**. Extended aromatic systems (1-naphthyl and 2-naphthyl) and various heteroaromatics (indole, furans, thiophenes, and pyridines) were well tolerated, which provided access to **19–27** in good yields. It was found that the presence of an aromatic ring at position 3 within the allylic alcohol scaffold was not essential for reactivity. Allylic alcohols bearing benzyl, homobenzyl, and cyclohexyl groups at position 3 all successfully underwent transfer hydrogenation to give reduced products **28–30**, respectively, in 58–72% isolated yields. Furthermore, cinnamyl alcohol and a selection of derivatives containing 4-F, 4-OMe, and 4-CF₃ aromatic substituents could be converted into hydrogenated products **31–34**, respectively, with high conversion (66–88%). These results demonstrated that the 2-methyl substituent within the allylic alcohols was also not required for successful transfer hydrogenation. 2-Methylprop-2-en-1-ol was converted into aliphatic alcohol **35** in 62% NMR yield using the optimized reaction conditions. A 3,3-disubstituted cinnamyl alcohol derivative gave only 24% conversion to product **36** after 48 h, whereas the naturally occurring monoterpenoid geraniol gave **37** in 61% NMR yield using the same reaction conditions. Within geraniol, the allylic alcohol functionality underwent selective hydrogenation, with the other alkene left untouched. Gratifyingly, a secondary allylic alcohol gave 76% conversion to hydrogenated product **38**. It was found that an allylic alcohol, which contained a 4-CO₂Me aromatic substituent, underwent both transfer hydrogenation and transesterification, giving 88% conversion to product **39** (Scheme 2B). Allylic alcohols that contained a 2-phenyl substitution or those that contained two

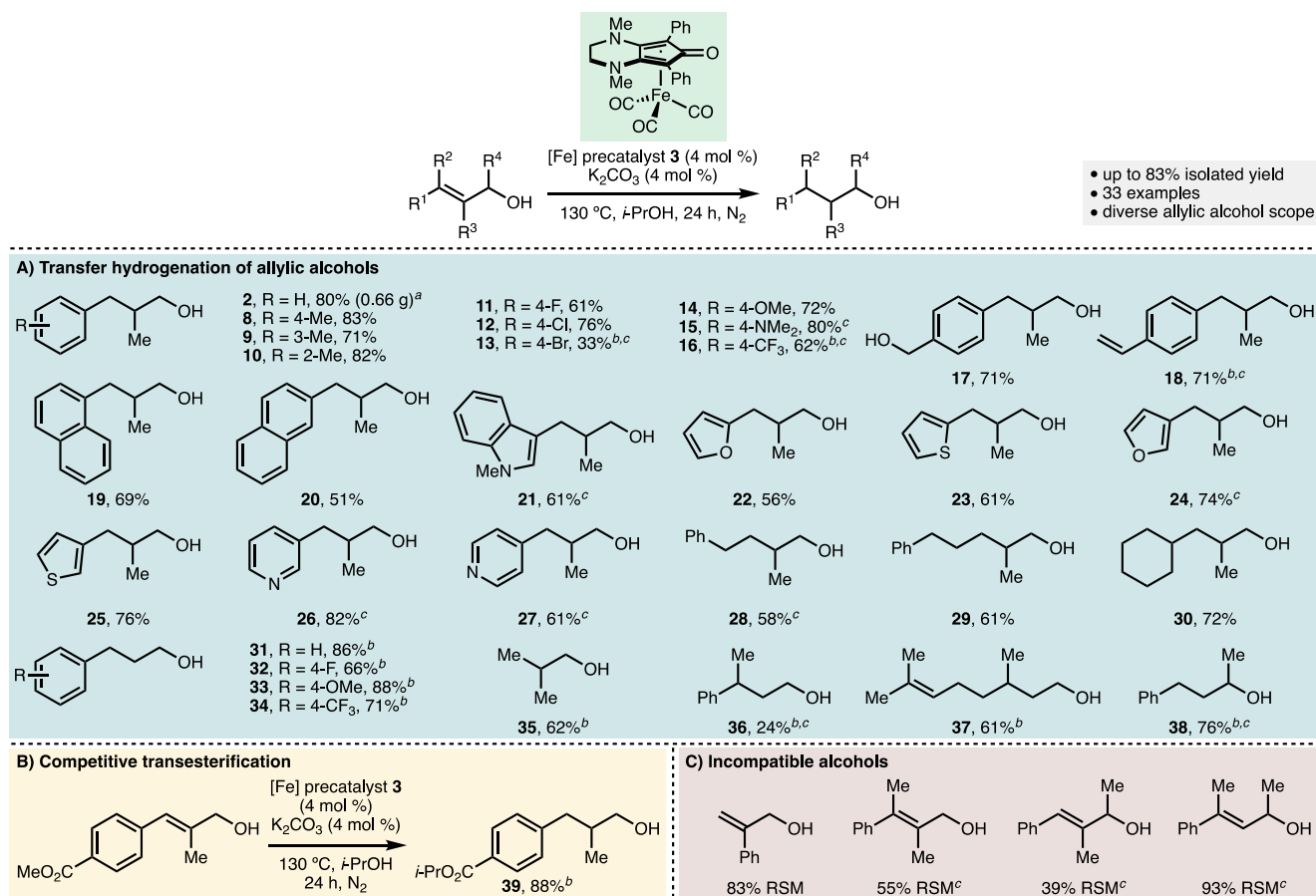
Table 1. Reaction Optimization^a



entry	variation from the standard conditions	yield ^b (%)
1	none	93
2	no [Fe] precatalyst	<2
3	no K ₂ CO ₃	<2
4	[Fe] precatalyst 4 (4 mol %) instead of 3	72
5	[Fe] precatalysts 5–7 (4 mol %) instead of 3	<7
6	KOH (4 mol %) instead of K ₂ CO ₃	44
7	Na ₂ CO ₃ (4 mol %) instead of K ₂ CO ₃	86
8	[1] = 0.25 M	80
9	[1] = 1 M	79
10	110 °C	36
11	8 h	86
12 ^c	[Fe] precatalyst 3 (2 mol %)	78
13	K ₂ CO ₃ (2 mol %)	92
14	no Me ₃ NO	94
15	no Me ₃ NO, 24 h	>98 (80)

^aPerformed using 1 mmol of **1** and reagent grade *i*-PrOH. [**1**] = 0.5 M. ^bDetermined by ¹H NMR analysis of the crude reaction mixture with 1,3,5-trimethylbenzene as the internal standard. Isolated yield in parentheses. ^cWith 4 mol % Me₃NO.

(cyclopentadienone)iron(0) carbonyl complex **3** (4 mol %),²⁰ Me₃NO (8 mol %), and K₂CO₃ (4 mol %) in *i*-PrOH ([**1**] = 0.5 M) at 130 °C for 18 h under N₂ in a sealed tube enabled the transfer hydrogenation of **1**, which formed product **2** in 93% NMR yield (entry 1). Control experiments confirmed that no product was formed in the absence of iron precatalyst **3** or K₂CO₃ (entry 2 or 3, respectively). It was found that precatalyst **4**, which contains a less electron-rich cyclopentadienone framework, gave product **2** in a reduced NMR yield of 72% (entry 4). A selection of other structurally related (cyclopentadienone)iron carbonyl precatalysts **5–7** did not enable product formation in significant quantities (entry 5). Substituting K₂CO₃ for KOH or Na₂CO₃ as the base decreased the observed NMR yield of **2** (entry 6 or 7, respectively). Altering the concentration (entries 8 and 9), decreasing the reaction temperature (entry 10), reducing the reaction time (entry 11), and decreasing the catalyst loading (entry 12) all

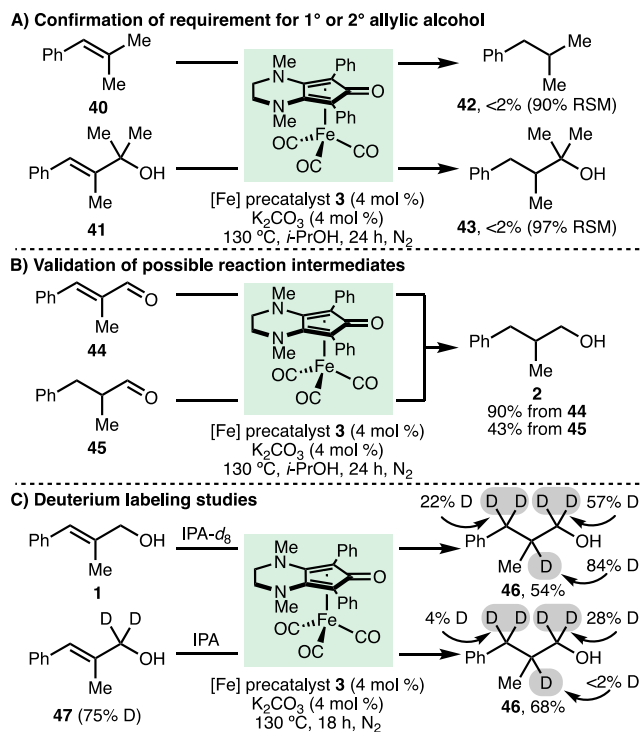
Scheme 2. Scope of Iron-Catalyzed Transfer Hydrogenation of Allylic Alcohols^d

^aWith 5.5 mmol of allylic alcohol as the starting material. ^bAs determined by ¹H NMR analysis of the crude reaction mixture with 1,3,5-trimethylbenzene as the internal standard. ^cFor 48 h. ^dReactions performed using 1 mmol of allylic alcohol starting material and reagent grade *i*-PrOH. Isolated yields after chromatographic purification unless stated otherwise. RSM = recovered starting material.

methyl substituents at position 1, 2, or 3 were found to be incompatible with the transfer hydrogenation protocol (Scheme 2C), with significant quantities of recovered starting materials and/or complex reaction mixtures observed in each case. This indicated that the transfer hydrogenation protocol is somewhat sensitive to the degree and type of substitution on the allylic alcohol scaffold.

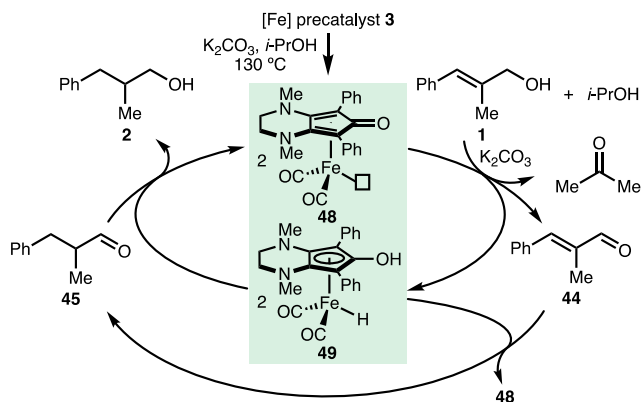
A range of experiments were performed to gain insight into the reaction mechanism (Scheme 3). First, it was found that alkene **40** and tertiary allylic alcohol **41** were both unreactive when subjected to the optimized reaction conditions, with no observable formation of reduced products **42** and **43** (Scheme 3A). In combination with the previous observation of preserved alkenes within products **18** and **37** (cf., Scheme 2), this confirmed that primary or secondary allylic alcohol functionalities are required for successful transfer hydrogenation to occur. Next, employing the optimized reaction conditions, enal **44** and aldehyde **45** were each converted into hydrogenated alcohol **2** in 90% and 43% NMR yields, respectively, which validated both **44** and **45** as plausible reaction intermediates (Scheme 3B). The progress of the reaction with time was monitored for the transfer hydrogenation of allylic alcohol **1**.¹⁹ Product **2** was initially formed slowly, with an only 13% conversion to **2** observed after 2 h. Beyond 2 h, the rate of formation of **2** increased, with 46% conversion observed after 4 h and 86% conversion after 8 h.

Trace quantities of enal **44** (<2%) were observed throughout the reaction monitoring, until 18 h. Conversion to **2** reached >98% at 24 h. The initial slow formation of product **2** during the reaction over the first 2 h may be attributed to activation of precatalyst **3**.¹⁸ When toluene was employed as the reaction solvent (no *i*-PrOH hydrogen donor), a complex mixture of products that consisted of allylic alcohol **1** (35%), enal **44** (33%), aldehyde **45** (2%), and alcohol **2** (20%) was observed. Further mechanistic information was provided by deuterium labeling studies (Scheme 3C). Subjecting allylic alcohol **1** to the standard reaction conditions, except for isopropanol-*d*₈ as the solvent, resulted in the formation of product **46** with significant deuterium incorporation at positions 1–3. The reaction of allylic alcohol **47**, which was deuterated at position 1 (75% D), also formed product **46** with deuterium incorporation at positions 1 and 3. Altogether, the incorporation of deuterium at positions 1 and 3 indicated the involvement of an iron hydride species in the reaction mechanism, which would be formed upon dehydrogenation of allylic alcohol **1** or isopropanol. The incorporation of deuterium at position 2 can be explained by the protonation of enolate intermediates. In line with these observations and related previous works,¹⁸ the proposed mechanism proceeds via initial conversion of precatalyst **3** to **48** in the presence of K₂CO₃ and *i*-PrOH (Scheme 4). Complex **48** promotes dehydrogenation of allylic alcohol **1** and isopropanol in the

Scheme 3. Mechanistic Experiments^a

^aYields and deuterium incorporation determined by ¹H NMR analysis of the crude reaction mixture with 1,3,5-trimethylbenzene as the internal standard.

Scheme 4. Plausible Mechanism



presence of K_2CO_3 to form enal **44** and acetone, respectively. Hydrogenation of **44** by iron–hydrogen complex **49** gives aldehyde **45**, which can undergo further hydrogenation to form alcohol **2** with the regeneration of **48**.

In summary, an operationally simple and efficient iron-catalyzed transfer hydrogenation of allylic alcohols has been developed (33 examples, $\leq 83\%$ isolated yield). The protocol employs a bench stable precatalyst based on an earth-abundant transition metal, a carbonate base, and isopropyl alcohol as the hydrogen donor.

■ ASSOCIATED CONTENT

Data Availability Statement

The data underlying this study are openly available in the Cardiff University data catalogue at [10.17035/d.2024.0324584208](https://doi.org/10.17035/d.2024.0324584208).

SI Supporting Information

The Supporting Information is available free of charge at <https://pubs.acs.org/doi/10.1021/acs.joc.4c01701>.

Optimization data, experimental procedures, characterization of new compounds, and spectral data (PDF)

■ AUTHOR INFORMATION

Corresponding Author

Louis C. Morrill – Cardiff Catalysis Institute, School of Chemistry, Cardiff University, Cardiff CF10 3AT, United Kingdom; Department of Chemistry, University of Bath, Bath BA2 7AY, United Kingdom; orcid.org/0000-0002-6453-7531; Email: lcm71@bath.ac.uk

Authors

Md Abdul Bari – Cardiff Catalysis Institute, School of Chemistry, Cardiff University, Cardiff CF10 3AT, United Kingdom

Salma A. Elsherbeni – Cardiff Catalysis Institute, School of Chemistry, Cardiff University, Cardiff CF10 3AT, United Kingdom; Department of Pharmaceutical Chemistry, Faculty of Pharmacy, Tanta University, Tanta 31527, Egypt

Tahir Maqbool – Cardiff Catalysis Institute, School of Chemistry, Cardiff University, Cardiff CF10 3AT, United Kingdom; Department of Chemistry, Government College University Faisalabad, Faisalabad 38000, Pakistan

Daniel E. Latham – Cardiff Catalysis Institute, School of Chemistry, Cardiff University, Cardiff CF10 3AT, United Kingdom

Edward B. Gushlow – Cardiff Catalysis Institute, School of Chemistry, Cardiff University, Cardiff CF10 3AT, United Kingdom; orcid.org/0009-0009-1310-147X

Emily J. Harper – Cardiff Catalysis Institute, School of Chemistry, Cardiff University, Cardiff CF10 3AT, United Kingdom

Complete contact information is available at: <https://pubs.acs.org/10.1021/acs.joc.4c01701>

Author Contributions

[#]M.A.B. and S.A.E. contributed equally to this work.

Notes

The authors declare no competing financial interest.

■ ACKNOWLEDGMENTS

The authors gratefully acknowledge the School of Chemistry at Cardiff University and the Department of Chemistry at the University of Bath for generous support. S.A.E. thanks the British Council and the Egyptian Cultural Affairs and Missions Sector for a Ph.D. studentship through the Newton-Mosharafa Fund. T.M. thanks the Higher Education Commission of Pakistan Post-Doctoral Fellowship Programme (Phase III). D.E.L. thanks the EPSRC-funded Bath/Bristol/Cardiff Catalysis Centre for Doctoral Training (EP/L016443/1).

■ REFERENCES

- (1) For selected reviews, see: (a) Corma, A.; Navas, J.; Sabater, M. J. *Advances in One-Pot Synthesis through Borrowing Hydrogen Catalysis*. *Chem. Rev.* **2018**, *118*, 1410–1459. (b) Reed-Berendt, B. G.; Polidano, K.; Morrill, L. C. Recent advances in homogeneous borrowing hydrogen catalysis using earth-abundant first row transition metals. *Org. Biomol. Chem.* **2019**, *17*, 1595–1607. (c) Kwok, T.; Hoff, O.; Armstrong, R. J.; Donohoe, T. J. Control of Absolute Stereochemistry in Transition-Metal-Catalysed Hydrogen-Borrowing

Reactions. *Chem. - Eur. J.* **2020**, *26*, 12912–12926. (d) Reed-Berendt, B. G.; Latham, D. E.; Dambatta, M. B.; Morrill, L. C. Borrowing Hydrogen for Organic Synthesis. *ACS Cent. Sci.* **2021**, *7*, 570–585. (e) Garg, N.; Agrawal, I.; Satav, D.; Kumar, D. V.; Sundararaju, B. Recent developments in transition metal-catalyzed asymmetric borrowing hydrogen catalysis. *Tetrahedron Chem.* **2023**, *8*, No. 100054. (f) Gao, Y.; Hong, G.; Yang, B.-M.; Zhao, Y. Enantioconvergent transformations of secondary alcohols through borrowing hydrogen catalysis. *Chem. Soc. Rev.* **2023**, *52*, 5541–5562.

(2) For selected reviews, see: (a) Bähn, S.; Imm, S.; Neubert, L.; Zhang, M.; Neumann, H.; Beller, M. The Catalytic Amination of Alcohols. *ChemCatChem* **2011**, *3*, 1853–1864. (b) Irrgang, T.; Kempe, R. 3d-Metal Catalyzed N- and C-Alkylation Reactions via Borrowing Hydrogen or Hydrogen Autotransfer. *Chem. Rev.* **2019**, *119*, 2524–2549. (c) Hameury, S.; Bensalem, H.; De Oliveira Vigier, K. Sustainable Amination of Bio-Based Alcohols by Hydrogen Borrowing Catalysis. *Catalysts* **2022**, *12*, 1306. (d) Podyacheva, E.; Afanasyev, O. I.; Vasilyev, D. V.; Chusov, D. Borrowing Hydrogen Amination Reactions: A Complex Analysis of Trends and Correlations of the Various Reaction Parameters. *ACS Catal.* **2022**, *12*, 7142–7198. (e) Jafarzadeh, M.; Sobhani, S. H.; Gajewski, K.; Kianmehr, E. Recent advances in C/N-alkylation with alcohols through hydride transfer strategies. *Org. Biomol. Chem.* **2022**, *20*, 7713–7745.

(3) For a review, see: Lumbroso, A.; Cooke, M. L.; Breit, B. Catalytic Asymmetric Synthesis of Allylic Alcohols and Derivatives and their Applications in Organic Synthesis. *Angew. Chem., Int. Ed.* **2013**, *52*, 1890–1932.

(4) (a) Emayavaramban, B.; Roy, M.; Sundararaju, B. Iron-Catalyzed Allylic Amination Directly from Allylic Alcohols. *Chem. - Eur. J.* **2016**, *22*, 3952–3955. (b) Emayavaramban, B.; Sen, M.; Sundararaju, B. Iron-Catalyzed Sustainable Synthesis of Pyrrole. *Org. Lett.* **2017**, *19*, 6–9.

(5) Wu, X.; Ma, W.; Tang, W.; Xue, D.; Xiao, J.; Wang, C. Fe-Catalyzed Amidation of Allylic Alcohols by Borrowing Hydrogen Catalysis. *Chem. - Eur. J.* **2022**, *28*, No. e202201829.

(6) (a) Sankar, R. V.; Manikpuri, D.; Gunanathan, C. Ruthenium-catalyzed α -prenylation of ketones using prenol. *Org. Biomol. Chem.* **2023**, *21*, 273–278. (b) Joly, N.; Colella, A.; Mendy, M.-E.; Mbaye, M. D.; Gaillard, S.; Poater, A.; Renaud, J.-L. Blue-Light Induced Iron-Catalyzed Synthesis of γ,δ -Unsaturated Ketones. *ChemSusChem* **2024**, *17*, No. e202301472.

(7) Chakraborty, P.; Pradhan, S.; Premkumar, J. R.; Sundararaju, B. Valorization of terpenols under iron catalysis. *J. Catal.* **2023**, *421*, 309–318.

(8) For selected examples, see: (a) Quintard, A.; Constantieux, T.; Rodriguez, J. An Iron/Amine-Catalyzed Cascade Process for the Enantioselective Functionalization of Allylic Alcohols. *Angew. Chem., Int. Ed.* **2013**, *52*, 12883–12887. (b) Nakamura, Y.; Ohta, T.; Oe, Y. A formal anti-Markovnikov hydroamination of allylic alcohols via tandem oxidation/1,4-conjugate addition/1,2-reduction using a Ru catalyst. *Chem. Commun.* **2015**, *51*, 7459–7462. (c) Ma, W.; Zhang, X.; Fan, J.; Liu, Y.; Tang, W.; Xue, D.; Li, C.; Xiao, J.; Wang, C. Iron-Catalyzed Anti-Markovnikov Hydroamination and Hydroamidation of Allylic Alcohols. *J. Am. Chem. Soc.* **2019**, *141*, 13506–13515. (d) Lichosyt, D.; Zhang, Y.; Hurej, K.; Dydio, P. Dual-catalytic transition metal systems for functionalization of unreactive sites of molecules. *Nat. Catal.* **2019**, *2*, 114–122. (e) Pan, Y.; You, Y.; He, D.; Chen, F.; Chang, X.; Jin, M. Y.; Xing, X. Asymmetric Synthesis of γ -Secondary Amino Alcohols via a Borrowing-Hydrogen Cascade. *Org. Lett.* **2020**, *22*, 7278–7283. (f) Duarte de Almeida, L.; Bourriquen, F.; Junge, K.; Beller, M. Catalytic Formal Hydroamination of Allylic Alcohols Using Manganese PNP-Pincer Complexes. *Adv. Synth. Catal.* **2021**, *363*, 4177–4181. (g) Das, K.; Sarkar, K.; Maji, B. Manganese-Catalyzed Anti-Markovnikov Hydroamination of Allyl Alcohols via Hydrogen-Borrowing Catalysis. *ACS Catal.* **2021**, *11*, 7060–7069. (h) Thiyagarajan, S.; Sankar, R. V.; Anjalikrishna, P. K.; Suresh, C. H.; Gunanathan, C. Catalytic Formal Conjugate Addition: Direct Synthesis of δ -Hydroxynitriles from Nitriles and Allylic Alcohols.

ACS Catal. **2022**, *12*, 2191–2204. (i) Chang, X.; Cheng, X.; Liu, X.-T.; Fu, C.; Wang, W.-Y.; Wang, C.-J. Stereodivergent Construction of 1,4-Nonadjacent Stereocenters via Hydroalkylation of Racemic Allylic Alcohols Enabled by Copper/Ruthenium Relay Catalysis. *Angew. Chem., Int. Ed.* **2022**, *61*, No. e202206517.

(9) For selected reviews, see: (a) Uma, R.; Crévisy, C.; Grée, R. Transposition of Allylic Alcohols into Carbonyl Compounds Mediated by Transition Metal Complexes. *Chem. Rev.* **2003**, *103*, 27–51. (b) Ahlsten, N.; Bartoszewicz, A.; Martín-Matute, B. Allylic alcohols as synthetic enolate equivalents: Isomerisation and tandem reactions catalysed by transition metal complexes. *Dalton Trans.* **2012**, *41*, 1660–1670. (c) Cahard, D.; Gaillard, S.; Renaud, J.-L. Asymmetric isomerization of allylic alcohols. *Tetrahedron Lett.* **2015**, *56*, 6159–6169. (d) Li, H.; Mazet, C. Iridium-Catalyzed Selective Isomerization of Primary Allylic Alcohols. *Acc. Chem. Res.* **2016**, *49*, 1232–1241.

(10) For selected examples, see: (a) Cahard, D.; Bizet, V.; Dai, X.; Gaillard, S.; Renaud, J.-L. Iron(II) complexes are suitable catalysts for the isomerization of trifluoromethylated allylic alcohols. Synthesis of trifluoromethylated dihydrochalcones. *J. Fluor. Chem.* **2013**, *155*, 78–82. (b) Xia, W.; Spiegelberg, B.; Wei, Z.; Jiao, H.; Tin, S.; Hinze, S.; de Vries, J. G. Manganese PNP-pincer catalyzed isomerization of allylic/homo-allylic alcohols to ketones – activity, selectivity, efficiency. *Catal. Sci. Technol.* **2019**, *9*, 6327–6334. (c) Spiegelberg, B.; Dell'Acqua, A.; Xia, T.; Spannenberg, A.; Tin, S.; Hinze, S.; de Vries, J. G. Additive-Free Isomerization of Allylic Alcohols to Ketones with a Cobalt PNP Pincer Catalyst. *Chem. - Eur. J.* **2019**, *25*, 7820–7825. (d) Vigneswaran, V.; MacMillan, S. N.; Lacy, D. C. β -Amino Phosphine Mn Catalysts for 1,4-Transfer Hydrogenation of Chalcones and Allylic Alcohol Isomerization. *Organometallics* **2019**, *38*, 4387–4391. (e) Li, M.; Sanz-Marco, A.; Martinez-Erro, S.; García-Vázquez, V.; Mai, B. K.; Fernández-Gallardo, J.; Himo, F.; Martín-Matute, B. Unraveling the Mechanism of the Ir(III)-Catalyzed Regiospecific Synthesis of α -Chlorocarbonyl Compounds from Allylic Alcohols. *Chem. - Eur. J.* **2020**, *26*, 14978–14986.

(11) For selected reviews, see: (a) Wang, D.; Astruc, D. The Golden Age of Transfer Hydrogenation. *Chem. Rev.* **2015**, *115*, 6621–6686. (b) Baidilov, D.; Hayrapetyan, D.; Khalimon, A. Y. Recent advances in homogeneous base-metal-catalyzed transfer hydrogenation reactions. *Tetrahedron* **2021**, *98*, No. 132435.

(12) For selected examples, see: (a) Kim, J. W.; Koike, T.; Kotani, M.; Yamaguchi, K.; Mizuno, N. Synthetic Scope of Ru(OH)_x/Al₂O₃-Catalyzed Hydrogen-Transfer Reactions: An Application to Reduction of Allylic Alcohols by a Sequential Process of Isomerization/Meerwein–Ponndorf–Verley-Type Reduction. *Chem. - Eur. J.* **2008**, *14*, 4104–4109. (b) Cadierno, V.; Crochet, P.; Francos, J.; García-Garrido, S. E.; Gimeno, J.; Nebra, N. Ruthenium-catalyzed redox isomerization/transfer hydrogenation in organic and aqueous media: A one-pot tandem process for the reduction of allylic alcohols. *Green Chem.* **2009**, *11*, 1992–2000. (c) Slagbrand, T.; Lundberg, H.; Adolfsson, H. Ruthenium-Catalyzed Tandem-Isomerization/Asymmetric Transfer Hydrogenation of Allylic Alcohols. *Chem. - Eur. J.* **2014**, *20*, 16102–16106. (d) Shoola, C. O.; DelMastro, T.; Wu, R.; Sowa, J. R. Asymmetric Transfer Hydrogenation of Secondary Allylic Alcohols. *Eur. J. Org. Chem.* **2015**, *2015*, 1670–1673.

(13) (a) Lamani, M.; Ravikumara, G. S.; Prabhu, K. R. Iron(III) Chloride-Catalyzed Aerobic Reduction of Olefins using Aqueous Hydrazine at Ambient Temperature. *Adv. Synth. Catal.* **2012**, *354*, 1437–1442. (b) Wu, W.; Seki, T.; Walker, K. L.; Waymouth, R. M. Transfer Hydrogenation of Aldehydes, Allylic Alcohols, Ketones, and Imines Using Molybdenum Cyclopentadienone Complexes. *Organometallics* **2018**, *37*, 1428–1431. (c) Guo, S.; Wang, X.; Zhou, J. S. Asymmetric Umpolung Hydrogenation and Deuteration of Alkenes Catalyzed by Nickel. *Org. Lett.* **2020**, *22*, 1204–1207.

(14) Xia, T.; Wei, Z.; Spiegelberg, B.; Jiao, H.; Hinze, S.; de Vries, J. G. Isomerization of Allylic Alcohols to Ketones Catalyzed by Well-Defined Iron PNP Pincer Catalysts. *Chem. - Eur. J.* **2018**, *24*, 4043–4049.

(15) (a) Polidano, K.; Allen, B. W.; Williams, J. M. J.; Morrill, L. C. Iron-Catalyzed Methylation Using the Borrowing Hydrogen Approach. *ACS Catal.* **2018**, *8*, 6440–6445. (b) Reed-Berendt, B. G.; Morrill, L. C. Manganese-Catalyzed N-Alkylation of Sulfonamides Using Alcohols. *J. Org. Chem.* **2019**, *84*, 3715–3724. (c) Dambatta, M. B.; Polidano, K.; Northey, A. D.; Williams, J. M. J.; Morrill, L. C. Iron-Catalyzed Borrowing Hydrogen C-Alkylation of Oxindoles with Alcohols. *ChemSusChem* **2019**, *12*, 2345–2349. (d) Polidano, K.; Williams, J. M. J.; Morrill, L. C. Iron-Catalyzed Borrowing Hydrogen β -C(sp³)-Methylation of Alcohols. *ACS Catal.* **2019**, *9*, 8575–8580. (e) Latham, D. E.; Polidano, K.; Williams, J. M. J.; Morrill, L. C. One-Pot Conversion of Allylic Alcohols to α -Methyl Ketones via Iron-Catalyzed Isomerization–Methylation. *Org. Lett.* **2019**, *21*, 7914–7918. (f) Reed-Berendt, B. G.; Mast, N.; Morrill, L. C. Manganese-Catalyzed One-Pot Conversion of Nitroarenes into N-Methylarylamines Using Methanol. *Eur. J. Org. Chem.* **2020**, *2020*, 1136–1140.

(16) For selected reviews, see: (a) Quintard, A.; Rodriguez, J. Iron Cyclopentadienone Complexes: Discovery, Properties, and Catalytic Reactivity. *Angew. Chem., Int. Ed.* **2014**, *53*, 4044–4055. (b) Pignataro, L.; Gennari, C. Recent Catalytic Applications of (Cyclopentadienone) iron Complexes. *Eur. J. Org. Chem.* **2020**, *2020*, 3192–3205. (c) Akter, M.; Anbarasan, P. (Cyclopentadienone)iron Complexes: Synthesis, Mechanism and Applications in Organic Synthesis. *Chem. - Asian J.* **2021**, *16*, 1703–1724.

(17) For pioneering early work, see: (a) Casey, C. P.; Guan, H. An Efficient and Chemoselective Iron Catalyst for the Hydrogenation of Ketones. *J. Am. Chem. Soc.* **2007**, *129*, 5816–5817. (b) Casey, C. P.; Guan, H. Cyclopentadienone Iron Alcohol Complexes: Synthesis, Reactivity, and Implications for the Mechanism of Iron-Catalyzed Hydrogenation of Aldehydes. *J. Am. Chem. Soc.* **2009**, *131*, 2499–2507. (c) Thorson, M. K.; Klinkel, K. L.; Wang, J.; Williams, T. J. Mechanism of Hydride Abstraction by Cyclopentadienone-Ligated Carbonylmetal Complexes (M = Ru, Fe). *Eur. J. Inorg. Chem.* **2009**, *2009*, 295–302.

(18) For selected examples of (cyclopentadienone)iron(0) carbonyl complexes in transfer hydrogenation, see: (a) Coleman, M. G.; Brown, A. N.; Bolton, B. A.; Guan, H. Iron-Catalyzed Oppenauer-Type Oxidation of Alcohols. *Adv. Synth. Catal.* **2010**, *352*, 967–970. (b) Moyer, S. A.; Funk, T. W. Air-stable iron catalyst for the Oppenauer-type oxidation of alcohols. *Tetrahedron Lett.* **2010**, *51*, 5430–5433. (c) Johnson, T. C.; Clarkson, G. J.; Wills, M. (Cyclopentadienone)iron Shvo Complexes: Synthesis and Applications to Hydrogen Transfer Reactions. *Organometallics* **2011**, *30*, 1859–1868. (d) Plank, T. N.; Drake, J. L.; Kim, D. K.; Funk, T. W. Air-Stable, Nitrile-Ligated (Cyclopentadienone)iron Dicarboxyl Compounds as Transfer Reduction and Oxidation Catalysts. *Adv. Synth. Catal.* **2012**, *354*, 597–601. (e) Fleischer, S.; Zhou, S.; Junge, J.; Beller, M. General and Highly Efficient Iron-Catalyzed Hydrogenation of Aldehydes, Ketones, and α,β -Unsaturated Aldehydes. *Angew. Chem., Int. Ed.* **2013**, *52*, 5120–5124. (f) Hodgkinson, R.; Del Grosso, A.; Clarkson, G.; Wills, M. Iron cyclopentadienone complexes derived from C₂-symmetric bis-propargylic alcohols; preparation and applications to catalysis. *Dalton Trans.* **2016**, *45*, 3992–4005. (g) Lator, A.; Gaillard, S.; Poater, A.; Renaud, J.-L. Iron-Catalyzed Chemoselective Reduction of α,β -Unsaturated Ketones. *Chem. - Eur. J.* **2018**, *24*, 5770–5774. (h) Ndiaye, D.; Coufourier, S.; Mbaye, M. D.; Gaillard, S.; Renaud, J.-L. Cyclopentadienone Iron Tricarbonyl Complexes-Catalyzed Hydrogen Transfer in Water. *Molecules* **2020**, *25*, 421. (i) Coufourier, S.; Ndiaye, D.; Gaillard, Q. G.; Bettoni, L.; Joly, N.; Mbaye, M. D.; Poater, A.; Gaillard, S.; Renaud, J.-L. Iron-catalyzed chemoselective hydride transfer reactions. *Tetrahedron* **2021**, *90*, No. 132187.

(19) See the [Supporting Information](#) for full experimental details.

(20) For representative examples, see: (a) Thai, T.-T.; Mérel, D. S.; Poater, A.; Gaillard, S.; Renaud, J.-L. Highly Active Phosphine-Free Bifunctional Iron Complex for Hydrogenation of Bicarbonate and Reductive Amination. *Chem. - Eur. J.* **2015**, *21*, 7066–7070. (b) Seck, C.; Diagne Mbaye, M.; Coufourier, S.; Lator, A.; Lohier, J.-F.; Poater, A.; Ward, T. R.; Gaillard, S.; Renaud, J.-L. Alkylation of Ketones

Catalyzed by Bifunctional Iron Complexes: From Mechanistic Understanding to Application. *ChemCatChem* **2017**, *9*, 4410–4416. (c) Lator, A.; Gaillard, S.; Poater, A.; Renaud, J.-L. Well-Defined Phosphine-Free Iron-Catalyzed N-Ethylation and N-Methylation of Amines with Ethanol and Methanol. *Org. Lett.* **2018**, *20*, 5985–5990. (d) Seck, C.; Diagne Mbaye, M.; Gaillard, S.; Renaud, J.-L. Bifunctional Iron Complexes Catalyzed Alkylation of Indoles. *Adv. Synth. Catal.* **2018**, *360*, 4640–4645. (e) Bettoni, L.; Gaillard, S.; Renaud, J.-L. Iron-Catalyzed α -Alkylation of Ketones with Secondary Alcohols: Access to β -Disubstituted Carbonyl Compounds. *Org. Lett.* **2020**, *22*, 2064–2069. (f) Abdallah, M.-S.; Joly, N.; Gaillard, S.; Poater, A.; Renaud, J.-L. Blue-Light-Induced Iron-Catalyzed α -Alkylation of Ketones. *Org. Lett.* **2022**, *24*, 5584–5589.