



green  
alliance...

# Next stop, better rail

Growing UK  
train travel



## Next stop, better rail

Growing UK train travel

### Authors

Rosie Allen and Nick Davies

### Acknowledgements

With thanks to Dr Crispin Cooper of Cardiff University and Kani Hinshelwood of Trainline for their work on the mapping and data analysis underpinning this work. Also to 'I came by train', supported by Trainline, for supplying the ticketing data. 'I came by train' is the collective movement to inspire individuals to switch to more sustainable travel habits, and demonstrate how collective action can have a positive impact on the planet. Particular thanks to Laura Sinclair, Chris Atkinson and Rose Abdollahzadeh from Trainline and 'I came by Train' for their support on this project.

This work was supported by Trainline and the Foundation for Integrated Transport.



### Green Alliance

Green Alliance is an independent think tank and charity focused on ambitious leadership for the environment. Since 1979, we have been working with the most influential leaders in business, NGOs and politics to accelerate political action and create transformative policy for a green and prosperous UK.

The Green Alliance Trust  
Registered charity no 1045395  
Company limited by guarantee  
(England and Wales) no. 3037633

Published by Green Alliance  
February 2025

ISBN 978-1-915754-53-0

Designed by Howdy

---

© Green Alliance, February 2025

The text and original graphics in this work are licensed under the Creative Commons Attribution-NonCommercial-NoDerivatives 4.0 International licence. To view a copy, visit <http://creativecommons.org/licenses/by-nc-nd/4.0/>. Any use of this content should credit Green Alliance as the original author and source. Photographic images are subject to separate copyright and are not covered by this licence.



# Contents

Summary	2
Introduction	4
Our findings	9
Transforming UK rail travel	15
Railways fit for the future	25
Endnotes	27

# Summary

“

**There is a once in a generation opportunity to revitalise the rail system.”**

Investing in a better UK rail network so more people can travel by train is an important way to boost inclusive regional growth, open up greater economic and leisure opportunities, and tackle climate change and air pollution.

Now is the moment to act. With the government poised to reintegrate operations under Great British Railways (GBR), extend devolution deals and develop a new integrated transport strategy, there is a once in a generation opportunity to revitalise the rail system. Reforms should work for passengers, communities and the UK's economy. Rail travel should play a greater role as a greener alternative to private car journeys as the government accelerates efforts to reach net zero emissions.

The analysis on which this report's findings are based was conducted for us by researchers at Cardiff University. It was produced using anonymised 'I came by train' ticket data, revealing journey patterns across the UK. It shows that regional disparities mean many communities remain dependent on cars and that the cost and convenience of rail services is a postcode lottery.

Rail compares favourably with driving for journeys in and out of London. But, too often, travelling by train within and between other regions is not so competitive with driving, on either cost or journey times. Poor integration of rail with bus services

“

**The government was elected on a promise to deliver reliable, affordable, high quality rail services.”**

makes journeys even slower for those without a car and inconsistent facilities can make rail travel for disabled people a difficult choice.

The government was elected on a promise to deliver reliable, affordable, high quality rail services, while improving rail connectivity across the north of England. Our study reveals the three main areas of action that could achieve these aims:

- making rail fares more affordable;
- investing in faster, better connections around the country;
- smarter integration with other transport modes.

Committing to more action on these fronts would get GBR off to a successful start and accelerate the UK’s journey to a cleaner, more sustainable transport system.

# Introduction

“

The UK's rail system is at a critical juncture.”



For two centuries railways have kept Britain's economy moving but, in recent decades, governments have prioritised road transport. This has left some communities poorly connected and many people dependent on affording a car to access good jobs, amenities and leisure activities.<sup>1</sup> It has also contributed to climate impacts, air pollution and congestion.<sup>2</sup>

People are now unhappy with rail services, one survey found that 77 per cent see trains as bad value for money and 54 per cent think there is bad investment in infrastructure.<sup>3</sup>

## A political, economic and environmental win

The UK's rail system is at a critical juncture. The government wants to improve it, by bringing it back into public ownership and moving to a simpler, more reliable system under the new Great British Railways (GBR), transitioning to the new company as existing contracts expire.

Legislation in 2025 will establish GBR and reform the way the rail system works. This will facilitate more joined up

“

**Improving the rail network promises considerable economic rewards, both nationally and regionally.”**

decision making across services, helping to improve frequency and connectivity. It should also enable better co-ordination of timetabling and engineering works to reduce delays.

This is a once in a generation opportunity to make sure the rail network delivers for passengers, regions, the economy and the environment.

### Passenger benefits

Bringing rail into public ownership is very popular with the public. People want to see GBR cut ticket prices and improve services.<sup>4</sup> The state of rail infrastructure, service reliability and high fares are barriers to more people choosing the train. A more affordable, convenient and reliable train service would improve lives by opening up more opportunities for education, work and leisure, as well as better serving people with accessibility challenges.<sup>5,6</sup>

### Regional benefits

Regions outside London and the south east face problems of under investment and aging infrastructure.<sup>7</sup> Even where local rail services exist, limited or infrequent services prevent people using them.<sup>8</sup>

In contrast, other countries, like Germany and France, have recognised the importance of their regional rail networks, investing in modern, efficient and accessible services that connect smaller towns and cities and help to boost their national economies.<sup>9</sup> Germany has twice as many railway stations per 100,000 people than England.<sup>10</sup>

Rail improvements beyond the south east could help tackle a range of economic challenges, increasing productivity and attracting more business and investment.

### Economic rewards

Improving the rail network promises considerable economic rewards, both nationally and regionally.<sup>11</sup> It is a wide ranging solution to boost productivity and unlock the huge potential of the regions. New rail infrastructure will require investment, but it is essential for economic transformation, particularly in northern England. The



“

**Electrification  
is making rail  
services an even  
greener option.”**

regional rail body, Transport for the North, estimates that better connecting northern urban centres to one another could play a part in delivering £118 billion in economic growth for the north and 850,000 new jobs by 2050.<sup>12</sup> Greater London already secures £11 billion in social, economic, environmental benefits every year from its network of railways, according to WPI Economics.<sup>13</sup> These kinds of benefits should be spread across the country.

### Environmental benefits

Rail infrastructure investment would also accelerate the decarbonisation of the transport sector, the UK's largest emitter of greenhouse gases. Rail was responsible for just one per cent of UK transport's 2022 greenhouse gas emissions despite accounting for eight per cent of miles travelled.<sup>14,15</sup> Electrification is making rail services an even greener option, especially as the government aims to complete its mission for a clean power system by 2030.

By comparison, petrol and diesel cars and vans produced 69 per cent of domestic transport emissions, despite making up 51 per cent of miles travelled in 2022.<sup>16,17</sup> Without decisive intervention, traffic growth is predicted to grow, worsening emissions.<sup>18</sup>

The country's car and van fleet will gradually electrify as sales of new purely electric vehicles rise to reach 100 per cent by 2035. But millions of petrol, diesel and hybrid cars will remain on the roads beyond this date. Without further action to cut emissions from transport, it will be difficult to meet target timescales, based on scientific evidence of what is needed, to prevent serious climate impacts.<sup>19</sup> As we have shown in our *Net zero policy tracker* and recent *Mind the gap* report, transport is one of the UK sectors most off track in meeting legally binding carbon targets.<sup>20</sup> More action will be needed to reduce car use and encourage a shift to public transport.



**“  
Increasing  
passenger numbers  
could provide  
£46 billion in  
annual benefits.”**

## Next stop, better rail

The government was elected on a promise to modernise our rail network, accelerate action on climate change and boost growth as part of its national renewal. The UK’s rail network already delivers an estimated £26 billion a year in environmental and social benefits. This value comes from enabling business travel and cutting congestion and pollution. But there is greater, as yet untapped potential. Research has shown that increasing passenger numbers could provide £46 billion in annual benefits.<sup>21</sup>

Now is the moment to put the rail network at the heart of a cleaner, greener transport future. The creation of GBR could be more than structural reform; it could lead a cultural shift where the train becomes the first choice for sustainable travel and an engine of economic revival.

Here, we report on our new collaboration with Cardiff University and ‘I came by train’ data, mapping patterns of rail use across the UK. We then present a range of ways to encourage more people to use the train based on the insights from this work.

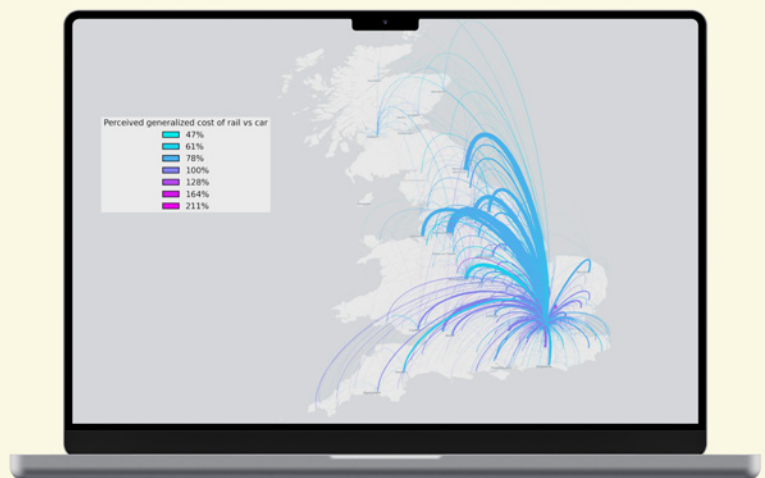
## Our research

In partnership with Cardiff University's computer science team and 'I came by train', a sustainable transport movement supported by Trainline, we conducted detailed mapping using Trainline's Reasonable by Rail dataset. This builds on previous work with Cardiff University in which we built a 'modal shift model' that allowed us to show how various policies could reduce car miles driven.<sup>22</sup> The Reasonable by Rail dataset was developed by their data science team, using anonymised booking data from 'I came by train', collating hundreds of thousands of individual bookings across all routes travelled between April 2023 and March 2024 in the UK.

This dataset was used by Cardiff University to map journey times and costs and compare them with car use.

The research provides new insights into the UK's rail system. By using the median time for all train trips between two destinations, and the median price of a one way journey for an adult without a railcard, it allows comprehensive understanding of where existing rail services offer competitive advantages over driving and where they fall short.<sup>23</sup>

The results of this analysis can be interrogated through an interactive, granular map, providing detailed insights into regional disparities. You can access the technical report and interactive maps to explore this research in more detail at [bit.ly/4aTt6tQ](https://bit.ly/4aTt6tQ).



# Our findings

“

The cost and convenience of services across the country is a postcode lottery.”



The mapping makes clear the extent of regional inequalities in rail provision across the country, which need to be tackled for more people to choose rail travel. It shows that the cost and convenience of services across the country is a postcode lottery. While rail compares favourably with cars for journeys in and out of London, travelling by train within and between other regions and urban centres is often not competitive with driving on either the cost or time of journeys. Integration with bus services is also poor in many places making travel even slower for people without a car.

These results underscore the pressing need for increased investment in rail in regions beyond the south east and for an ambitious integrated transport strategy. In the following pages, we set out our findings on cost, time and integration.

## Cost is a major barrier to rail travel

The perceived high cost of rail travel, compared to fuel or domestic flights, is the biggest barrier to getting more people to take the train.<sup>24</sup>

“

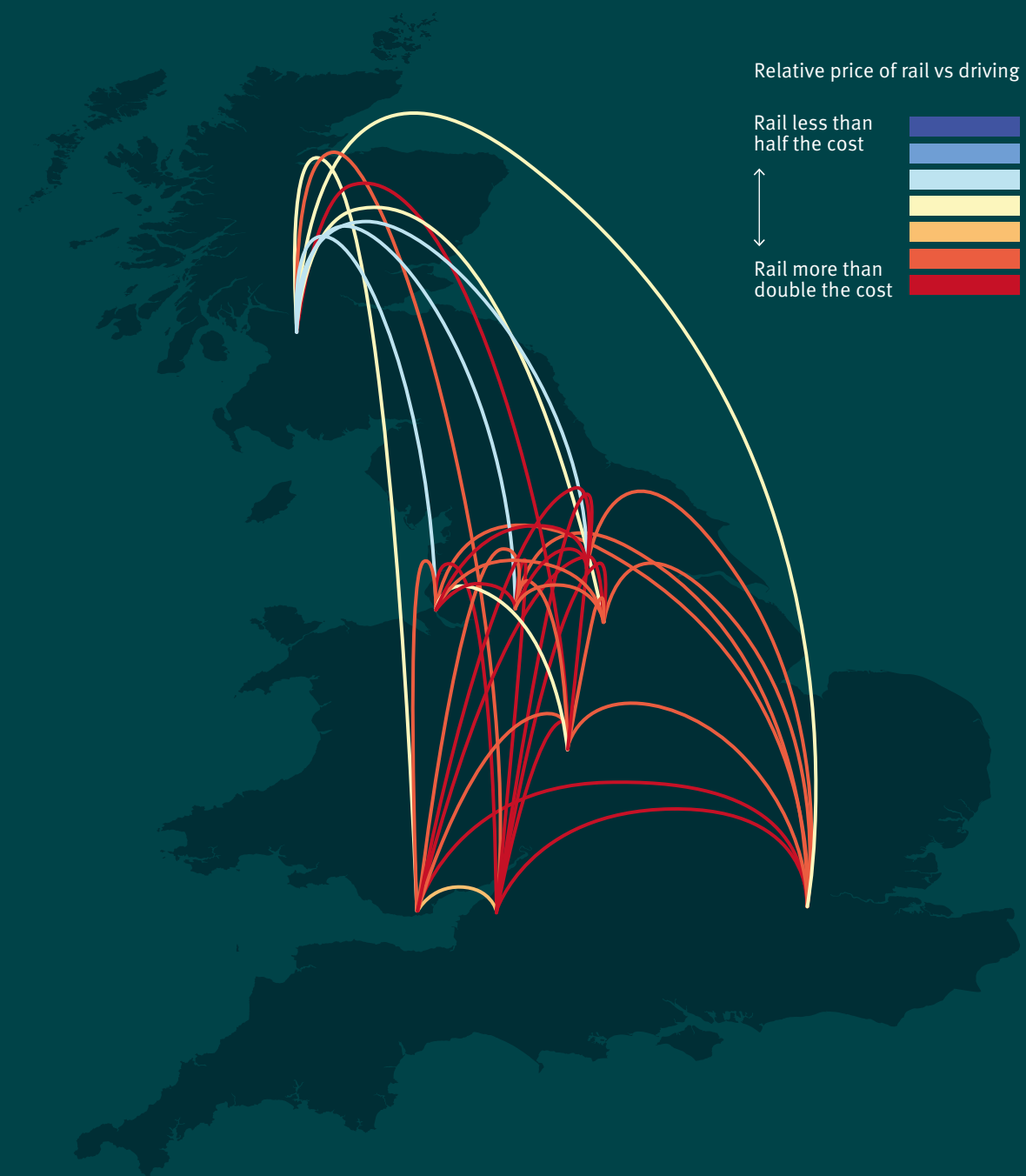
**If someone already owns a car, they are likely to base their choice of travel for an individual trip on variable costs.”**

The full cost of driving includes the cost of buying a car, tax, insurance, MOTs, servicing, repairs, congestion charges and parking costs. However, if someone already owns a car, they are likely to base their choice of travel for an individual trip on variable costs, such as tickets compared to fuel, rather than factoring in the full costs of car ownership.

Therefore, the mapping done for this report compared just the cost of buying fuel against the cost of a train ticket for different journeys between the biggest urban centres. Because the cost of fuel is cheaper than the median rail fare – which was the case on 95 per cent of the routes mapped – it reinforces the public perception that rail is the expensive option.

The map opposite, based on the interactive version produced by Cardiff University, shows that, for journeys between many of the UK’s ten largest urban centres, the cost of fuel is cheaper than the median cost of train tickets. For instance, a median priced train ticket from Manchester to Leeds costs more than twice as much as fuelling a car for that journey. But it also shows that rail is better value for some of the longest journeys (the blue and yellow lines), eg between Glasgow and the largest urban areas in England and Wales.

Cost of rail tickets versus fuel on major routes between ten UK cities  
(based on average fuel price and the median fare)



“

**Travel between Manchester and Leeds is likely to take as long or longer by train than by car.”**

Our analysis found that one of the most effective ways to encourage greater rail use is to reduce the cost of train tickets.<sup>25</sup> Our model shows that a ten per cent reduction in rail ticket prices could increase rail use by ten per cent and, even accounting for the newly generated trips, it would remove approximately 1.2 billion car miles from the roads annually, reducing CO<sub>2</sub> emissions by approximately 335,000 tonnes.<sup>26</sup>

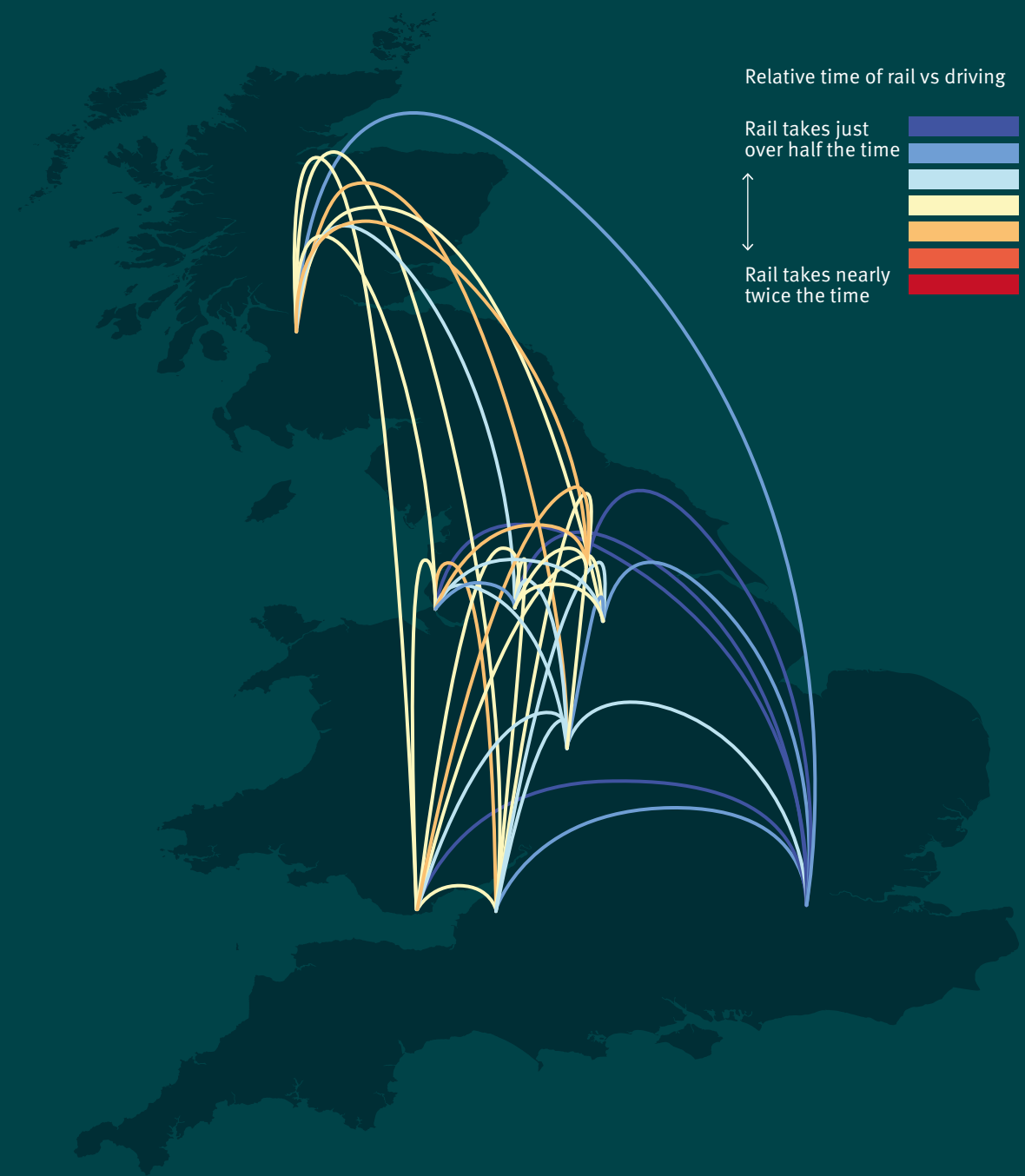
### **The time it takes to travel by train is offputting**

Our analysis looked at the median time taken to travel on major rail routes across the country, compared to the average time to drive the same journey. In part as a result of the UK's failure to keep up with other European countries in developing high speed rail lines, 83 per cent of the train routes mapped have a slower median journey time than the average time it takes to drive the same route.

A train journey from London to Manchester takes half as long as driving. Taking the train from Glasgow, Cardiff or Bristol to London is also quicker. The median train journeys from Bristol to London are around 40 minutes faster than the average driving time.<sup>27</sup> However, travel between other urban centres within regions, like Manchester and Leeds or Plymouth and Bristol, is likely to take as long or longer by train than by car in some cases. In rural areas, like Cornwall, travelling by train can be far slower than driving. The journey from Newquay to Falmouth takes two hours 15 minutes, a distance which can be driven in 46 minutes. On this route, trains currently only run every two hours.

The map opposite reveals the time disparities between London connections and others around the country, not including travel time to and from the nearest station.

Time taken for rail journeys, compared to driving, on major routes between ten UK cities  
(based on median rail travel and average driving times)





## Poor transport integration makes journeys too slow

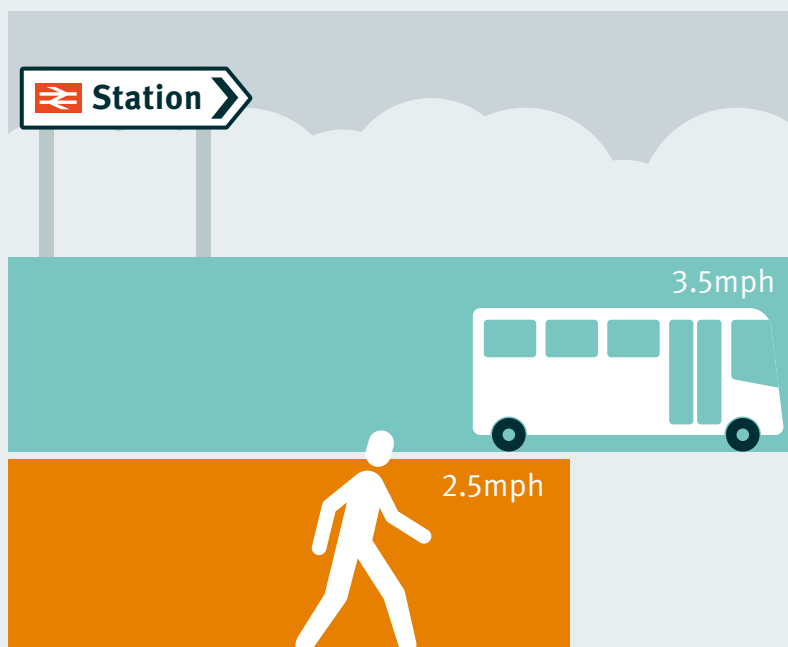
“

The shift from cars to public transport will not happen without more action to encourage it.”

There are considerable inequalities across the country in the speed people can reach rail stations by public transport. Additional analysis by Cardiff University (see the technical report at the link on page eight) calculated the average effective speed of the journey from each postcode area to local railway stations (within 7.5 miles of each station). It found that the median speed nationally, of waiting for and then taking a bus to a nearby station, was 3.5 miles per hour, which is barely faster than walking. This is also slow compared to the average speed of cars on local streets, estimated at 13 miles per hour.

These slow transport connections to stations are a significant barrier to wider rail use. Our previous work has highlighted that the shift from cars to public transport will not happen without action to encourage it, including capital investment in bus priority measures to speed up journeys.<sup>28</sup>

Across the country, average public transport speeds to a nearby station are barely faster than walking



# Transforming UK rail travel

“

**Reducing the cost of rail tickets is one of the fastest ways to encourage people onto trains.”**

As GBR is established in 2025 and the government delivers its national integrated transport strategy, there is an opportunity to transform UK rail travel and grow passenger numbers with more affordable fares, faster connections and better integration with other modes of public transport. Here, we outline a range of options available to the government.

---

## Affordable fares

Affordability is a major barrier to more people choosing rail travel. High fares are not only putting off potential new customers, but they also price regular commuters away from using trains. Polling of over 1,000 people for the Campaign for Better Transport in January 2025 found 71 per cent would travel more by train if fares were cheaper.<sup>29</sup> Our modelling backs this up, showing that reducing the cost of rail tickets is one of the fastest ways to encourage people onto trains.<sup>30</sup>

## Make rail a more attractive choice

The high costs to society of car travel, resulting from climate-changing emissions, air pollution, congestion and road accidents, are not well reflected in the price of fossil fuels or government policy. For two decades, before the recent energy price crisis caused by the war in Ukraine, the price of train travel was allowed to rise faster than the cost of driving.<sup>31,32</sup> Since fuel duty was frozen in 2011, rail ticket prices have risen by 50 per cent.<sup>33</sup>

But cutting fares is a challenge in a difficult economic environment. Railways are expensive to run and require public subsidy in the UK. In 2023-24, £12.5 billion of public money supported operator running costs.<sup>34</sup>

**“  
A targeted  
intervention  
could enable  
more people on  
low incomes to  
travel by train.”**

One solution is to raise more revenue by taking the freeze off fuel duty, more fairly reflecting the negative external costs to society and the environment of driving compared to rail travel, another would be to introduce a pay per mile charge to replace the tax revenues that will be lost as the car fleet electrifies. The chancellor could have raised £3 billion in 2025-26 if the temporary 5p cut to fuel duty had been permitted to end in March 2025 (when it was due to) and ended the freeze on the duty introduced in 2011.<sup>35</sup> Our modelling suggests that channelling an extra £3 billion into discounting rail fares could deliver a 22 per cent increase in passenger rail miles travelled in the UK.<sup>36</sup>

This additional revenue could fund a fare cap or discounts and make rail more competitive with the perceived cost of driving. This has been trialled in Germany, with a single €9 ticket for all rail travel across the country for a month to encourage passengers to return to rail after the Covid pandemic. This increased public transport use by 29 per cent.<sup>37</sup> The Deutschlandticket has subsequently risen to a flat rate of €58.<sup>38</sup>

### **Rail discounts to cut transport poverty and attract new passengers**

People in the lowest income quintile in the UK currently only travel 12 per cent of rail miles compared to 36 per cent for the highest quintile.<sup>39</sup> Lower income households are also less likely to have access to a car, so they are disproportionately priced out of travelling distances to access work, education and other services. While jobseekers are given a short term temporary railcard to assist them in finding work, more could be done to support all low income groups priced out of transport.

A targeted intervention for those most priced out of rail could enable more people on low incomes to travel by train, assisting them to reach better work opportunities and helping to solve economic stagnation in some areas. Targeting fare reductions at this group would also help to maximise the use of available capacity on rail services, by increasing the number of passengers travelling overall.

**“Despite the benefits of electrification, the UK’s progress has been ‘stop start’.”**

Another option could be to offer free travel for the children of low income families, which would also help to embed sustainable travel habits. GBR should take forward lessons from existing regional trials, such as in Greater Manchester and London, with targeted fare discounting and pilot a national scheme to expand train travel.

---

### Faster journey times and better connections

Disparities in rail speed and frequency, identified in our analysis, highlight the pressing need for the government to accelerate electrification, cut delays and deliver better rail provision to the regions outside the south east. Addressing these barriers is essential to connect more communities and ensure rail travel is viable for most people.

The creation of GBR is a rare chance to tackle these issues directly by promoting co-ordinated decision making across the network, improving service reliability and enhancing connectivity, especially for the most poorly served regions.

### Electrify track faster to cut journey times

Accelerating progress on electrifying track can deliver faster services, reducing travel times on routes across the country and making train journeys more competitive. Electrification also reduces tailpipe air pollution and greenhouse gas emissions, saves operators money on fuel costs and can reduce the need for costly maintenance work compared to diesel trains.<sup>40</sup> Electric trains accelerate faster than diesel engines, and the consistency in their journey times enables more capacity and frequency.<sup>41</sup> Just 38 per cent of Britain’s network is electrified, compared to 60 per cent in the EU.<sup>42</sup> Despite the benefits of electrification, the UK’s progress has been ‘stop start’. In 2021-22, only 1.4 miles of track was electrified. This increased to 38.5 miles in 2023.<sup>43,44</sup>

### Modernise regional infrastructure

While London has enjoyed high levels of rail investment per resident, delivering a world class public transport network, the rail network across other UK regions has been underfunded.<sup>45</sup> Better east-west and north-south links are needed for other regions to thrive and overcome disparities

**“Cutting regional rail investment to save money is a false economy.”**

in rail access and efficiency between London connected routes and those in the rest of the country. Successive governments have recognised this problem, but efforts to invest in regional improvements have repeatedly faltered. Many regional growth plans were relying on the northern leg of HS2 but, following its cancellation, alternative solutions must be provided.

When the previous Conservative government announced the cancellation of the northern leg of HS2, it promised £36 billion would be spent on alternative rail, road and bus schemes.<sup>46</sup> This included a new link between Manchester and Liverpool, a part of the proposed Northern Powerhouse Rail link. The Manchester to Crewe route is also set to be upgraded.

Despite coming to power on a promise to modernise transport infrastructure, the current government has cancelled some investment in regional rail. In July, the chancellor announced the cancellation of the £500 million Restoring Your Railway fund, which had been introduced by the previous administration to reopen rail lines to “provide better access to jobs, homes and education, and level up and reconnect communities.”<sup>47</sup> Funding for the promised Liverpool line is also under threat.<sup>48</sup>

The government is developing a ten year infrastructure strategy, promising to align with regional development priorities, including rail connectivity across the north of England. Improving connectivity must be a priority to achieve the strategy’s three objectives: boosting growth, accelerating to net zero and ensuring social infrastructure supports public services. Cutting regional rail investment to save money is a false economy if the government wants to unlock the growth potential of the regions.

As the government devolves more powers to regional leaders, these must be accompanied by capital expenditure, some of which should be directed to improving rail infrastructure in the north. The West Midlands and Greater Manchester mayors have proposed a Midlands-North-West rail link that would reportedly be more cost effective to construct than the cancelled northern leg of HS2.<sup>49</sup>





**“  
Open access  
operators can  
help to improve  
regional  
connectivity.”**

Adequate funding, alongside spending powers, would enable regional leaders to determine priorities for their areas.

### End delays to stimulate passenger growth

Frequent delays are a barrier to passenger growth but, as GBR brings better co-ordination to the rail system, there is great potential for improvement. Unsurprisingly, services prone to late running trains and cancellations suffer from lower demand.

Halving the average lateness of services could lead to increases in rail demand of two per cent for journey season ticket holders, and four per cent for other tickets, with further increases in demand possible with further reductions in lateness.<sup>50</sup>

### Service level innovation is cheaper

People are more likely to use frequent, convenient rail services. Our modelling shows that a ten per cent increase in service frequency would lead to a two per cent increase in passenger numbers.<sup>51</sup>

Improving service frequency on existing lines is cheaper than building major new infrastructure. One way this can be done is by encouraging open access operators to make the most of existing infrastructure to offer additional services.

Open access operators, such as Lumo, Hull Trains or Grand Central, have track access agreements for lines in competition with existing services. The government recognises the benefits of these operators as they increase competition, innovation and offer more diverse services. They can also help to improve regional connectivity. The approval process ensures they add capacity where it is needed, rather than detracting from existing franchised services.



**“  
Lumo has  
innovated, by  
prioritising long  
distance travel,  
highlighting  
green credentials  
and creative  
discounting.”**

### **Lumo: high discounts for long journeys**

Lumo was launched in 2021. It operates train services between London and Edinburgh via Stevenage, Newcastle and Morpeth, working alongside the franchised operator on the East Coast Main Line, LNER.

Price variations the company offers make it possible for passengers to travel cheaply on long distance trips at unpopular times. Customers are only able to reserve seats on the longer journeys.

With no first class, no paper tickets and no reservations for shorter trips, Lumo has innovated, by prioritising long distance travel, highlighting green credentials and creative discounting, to increase passenger numbers. The company now has a new service planned from Euston to Rochdale



Other open access routes planned include Hull Trains’ expansion from King’s Cross to Sheffield, and Grand Union’s routes from King’s Cross to Stirling and Paddington to Carmarthen. Additionally, Grand Union’s Alliance Rail has proposed a Cardiff Central to Edinburgh route. Go Op is a proposed co-operative open access operator, based in the south west of England, to connect underserved towns in the West Country such as Swindon, Taunton and Weston-super-Mare.

**“Improving integration between bus and rail services could increase the use of both trains and buses by around 14 per cent.”**

---

## Integrated transport services

Rail travel is most efficient when it integrates well with other modes of transport and is accessible to all, regardless of individual needs or circumstances. The government’s national integrated transport strategy for England, which it intends to publish by summer 2025, should focus on making switching between rail and other modes of transport smoother and easier.

### Co-ordinate timetables for better interchanges

Improving integration between bus and rail services could speed up journeys overall and, as Cardiff University’s analysis shows, could potentially increase the use of both trains and buses by around 14 per cent.<sup>52</sup> Increasing bus speeds by ten per cent, for instance using bus priority measures, would increase bus use by six per cent.<sup>53</sup> If bus and train timetables were better aligned across England and Wales, this could cut the equivalent of 760,000 tonnes of CO<sub>2</sub> emissions each year.<sup>54</sup>

Our mapping demonstrates that many people cannot easily access a train station unless they drive, which is a major barrier. Effective integration means co-ordinating bus and rail timetables, safe and convenient bike routes and storage, and good transfers between modes. Other European countries, including Ireland, are leading the way by planning effortless public transport interchanges.<sup>55</sup> The government should require GBR to engage with bus operators to ensure timetables for both services are complementary.

**“Capacity can be increased through lower cost, quickly implemented interventions.”**

### **Mid Cornwall Metro: better integrating existing rail lines to increasing capacity**

Capacity can be increased through lower cost, quickly implemented interventions instead of constructing new rail lines.

The Mid Cornwall Metro initiative is investing £56 million in improvements, such as station upgrades, ticketing reforms and enhanced active travel connections, to improve passengers' experience and increase capacity on existing lines. From summer 2025, the service between Newquay and Par will double to hourly, increasing the number of available seats by 700,000 a year. From 2026, the Newquay service will extend to St Austell, Truro, Penryn and Falmouth, improving connections across the county on existing lines.<sup>56</sup>



### **Connect new developments with public transport**

New Economics Foundation's analysis reveals a growing trend over the past 15 years for new housing developments to encourage car dependent lifestyles.<sup>57</sup> The government must ensure new developments are sited close to train stations where possible. Mobility hubs, ie spaces for multiple transport options, including shared transport like car clubs, should be created to make it easier to travel to stations.

As more transport powers are devolved to regional leaders, they should be given support and guidance to provide integrated multimodal ticketing for city regions, to facilitate public transport use by residents and visitors.

**“  
Forty four per  
cent of disabled  
people are  
unhappy about  
making journeys  
at all.”**

## **Make trains accessible to all**

Poor accessibility across the rail network prevents some people who already struggle with mobility from taking the train. Disabled people make fewer journeys overall than able-bodied people. Forty four per cent of disabled people are unhappy about making journeys at all.<sup>58</sup> This is not surprising when only one in four mainline stations have step free access and only two per cent provide level boarding.

Rail passengers requiring assistance must book at least two hours in advance of their journey. The passenger assist system is also underperforming. In 2022, almost one in five requests passenger assist requests were unsuccessful.<sup>59</sup>

GBR should engage with people with a range of disabilities to find out how to enhance these services, setting an improvement target for all passenger assist requests to be met by 2030.

Accessibility can be enhanced by GBR, working with rolling stock providers to increase flexible space design onboard new trains. With improved step free access, this would also make travel easier for older people, those using pushchairs and those with luggage.

# Railways fit for the future

“

A target to encourage more people to use rail was promised by Labour ahead of the 2024 general election.”

Making travel on the UK's rail system more appealing and accessible will grow passenger numbers, meet climate goals, cut car dependency, tackle inequality and support economic growth. As our analysis has shown, this can be done by making rail more affordable, better connecting communities and improving integration with other transport modes.

Our recommendations:

---

## Set a target to grow rail travel

- A target to encourage more people to use rail was promised by Labour in its *Get Britain moving* report, published ahead of the 2024 general election.<sup>60</sup> This should be set soon in the Rail Reform Bill.

---

## Prioritise affordability

- The government should commission a national review of fares and ticketing to inform GBR's approach. Its remit should be to simplify fares and increase the affordability of rail compared to the perceived cost of driving.
- The chancellor should end the 5p cut to fuel duty and the 14 year fuel duty freeze that has helped feed the perception that driving is so much cheaper than rail travel for many journeys. The additional revenue should be used to cut train fares as GBR services begin.
- The government should consider targeted ticket reductions to reduce transport poverty and increase access to education, jobs and vital amenities for those on low incomes.

**“  
The £36 billion  
capital investment  
promised for  
transport  
infrastructure  
projects should  
be spent on  
enhancing regional  
connectivity.”**

---

## **Improve connections**

- Electrification will speed up journey times and further reduce the rail’s already low climate impact. GBR’s governance of track and train services should enable more consistent investment and the Treasury should support this with adequate funding to accelerate track electrification.
- The £36 billion capital investment promised for transport infrastructure projects, when phase two of HS2 was cancelled, should be used to support rail and bus improvements. This should be spent on enhancing regional connectivity, with better integration of rail and bus services, delivered in collaboration with regional leaders.

---

## **Promote integration**

- The forthcoming national integrated transport strategy should promote bus and train timetable alignment across England, and encourage the development of bus and cycle routes connected to stations
- Accessibility should be a higher priority, with a target to meet all passenger assist requests by 2030 and a design requirement for more flexible space in all new rolling stock.

# Endnotes

- 1 New Economics Foundation, 2024, *Trapped behind the wheel*
- 2 Green Alliance, 2023, *Moving on: greener travel for the UK*
- 3 YouGov, September 2024, 'Survey results Fieldwork 2nd 3rd September', d3nkl3psvxxpe9. [cloudfront.net/documents/Internal\\_Railways\\_240903.pdf](https://cloudfront.net/documents/Internal_Railways_240903.pdf)
- 4 YouGov, 25 September 2024, 'Support for nationalising the railways disappears if it means ticket prices increasing'
- 5 National Infrastructure Commission, 2023, *Second national infrastructure assessment*
- 6 Transport for the North, March 2024, *Transforming the north: strategic transport plan*
- 7 *The i paper*, 9 June 2021, 'Government urged to end decades of underinvestment in northern England's Victorian railways'
- 8 New Economics Foundation, 2024, *Trapped behind the wheel*
- 9 *New Civil Engineer*, 8 April 2024, 'Following French to propose a better model for delivering high speed rail in the UK'
- 10 Bennett Institute for Public Policy, 2023, *Townscapes: a universal basic infrastructure for the UK*
- 11 National Infrastructure Commission, 2023, op cit
- 12 Transport for the North, 2024, *Strategic transport plan*
- 13 Rail Delivery Group, 14 November 2024, 'Rail key to driving regional economic growth and achieving net zero ambitions, new research reveals'
- 14 Department for Transport (DfT), 2023, 'Mode of travel statistical data set', NTS0303
- 15 DfT, 2024, 'Energy and Environment data tables, ENV02'
- 16 Gov.UK, 28 August 2024, National Travel Survey, Mode of travel statistical data set 'NTS0303'
- 17 DfT, 2024, 'Energy and Environment data tables, ENV02'
- 18 DfT, December 2022, *National road traffic projections 2022*
- 19 Green Alliance, 2025, *Mind the gap: how to cut transport's climate impact*
- 20 Green Alliance, 2024, *Net zero policy tracker*; Green Alliance, 2025, *Mind the Gap: how to cut transport's climate impact*
- 21 WPI Economics for Rail Delivery Group, 2024, *Beyond the tracks: rail's contribution to the UK*
- 22 Green Alliance, 2023, op cit;
- 23 Calculation basis: for rail journeys a UK inventory was used from over 340,000 routes; a year of journey data was analysed between April 2023 and March 2024; the median duration of a train journey was used across all transactions on a route between two stations within the year, this excluded travel to and from a train station, but included time at interchanges to change trains; first class, children's tickets, night trains and coach and rail replacement buses were excluded; for train fares, the median price across all transactions was used for a single adult (excluding transactions using railcards and discounts, and Trainline booking fees); for car journeys average driving time was determined using the Google Matrix API, defined as "based on road network and average time-independent traffic conditions", (see: developers.



- google.com/maps/documentation/distance-matrix/overview); the cost of driving was calculated based on distance, using government advisory rates (see: [www.gov.uk/guidance/advisory-fuel-rates](http://www.gov.uk/guidance/advisory-fuel-rates)), at 16p per mile, the cost to fuel a 1400-2000cc petrol car, between September 2023 and February 2024.
- 24 Campaign for Better Transport, Jan 2024, *Fix fares for good: A policy position paper from Campaign for Better Transport*
  - 25 C Cooper, for Green Alliance, May 2024, 'Trafred model', [trafred.cardiff.ac.uk](http://trafred.cardiff.ac.uk)
  - 26 Ibid
  - 27 Cardiff University and Green Alliance, 2025, 'Interactive maps of UK rail flows: visualising costs and times: relative time of rail vs car', fiftysevendegreesofrad.  
[github.io/AcceleratingModalShiftMaps/LargePKM-trainreltime.html](https://github.io/AcceleratingModalShiftMaps/LargePKM-trainreltime.html)
  - 28 Green Alliance, April 2023, op cit
  - 29 Campaign for Better Transport, January 2025, 'Fix fares for good: a policy position paper from Campaign for Better Transport'
  - 30 C Cooper, for Green Alliance, May 2024, op cit
  - 31 BBC, 22 December 2017, '10 charts that tell the story of Britain's roads'
  - 32 RAC, 'Transport price index', last accessed 2 February 2025
  - 33 New Economics Foundation, 20 March 2023, 'Carbon emissions from fuel duty freeze equivalent to putting extra 2m cars on the road'
  - 34 Office for Rail and Road, 2024, 'Rail industry finance (UK) April 2023 to March 2024'
  - 35 Gov.uk, October 2024, 'Autumn budget 2024 speech'
  - 36 C Cooper, for Green Alliance, May 2024, op cit
  - 37 Allister Loder et al, March 2024, '*Observing Germany's nationwide public transport fare policy experiment "9-Euro-Ticket" – Empirical findings from a panel study, case studies on transport policy*'
  - 38 International Rail Journal, 3 November 2022, 'Germany introduces €49 ticket as 9-euro ticket successor'
  - 39 The Health Foundation, July 2024, 'Trends in households without access to a car'
  - 40 Arcadis, December 2024, *Rail electrification: the path to a sustainable future for transport*
  - 41 Rail Industry Association, March 2023, 'Electrification: the facts'
  - 42 *The Economist*, 9 November 2023, 'Why rail electrification is so slow in Britain'
  - 43 Office of Rail and Road, October 2022, 'Rail infrastructure and assets April 2021 to March 2022'
  - 44 Office of Rail and Road, October 2023, 'Rail infrastructure and assets April 2022 to March 2023'
  - 45 Institute for Fiscal Studies, 2020, *IFS Green Budget 2020*, chapter 7, figure 7.7, 'Transport investment spending per person, by category, nation and region'
  - 46 BBC, 4 October 2023, 'Rishi Sunak promises more rail, road and bus links'
  - 47 Gov.uk, June 2022, 'Restoring Your Railway update'
  - 48 Place North West, 25 September 2024, '£17bn Manchester-Liverpool link in doubt'
  - 49 BBC News, 13 September 2024, 'Mayors reveal plan for Manchester-Birmingham line'
  - 50 C Cooper, for Green Alliance, May 2024, op cit
  - 51 Ibid
  - 52 Ibid
  - 53 Ibid
  - 54 Green Alliance, 2025, op cit
  - 55 National Transport Authority (Ireland), November 2024, 'People now using TFI Local Link services 100,000 times a week in rural Ireland'
  - 56 Mid Cornwall Metro, [midcornwallmetro.com](http://midcornwallmetro.com), accessed February 2025
  - 57 New Economics Foundation, November 2024, op cit
  - 58 Transport for All, 2023, *Are we there yet?*
  - 59 Office for Rail and Road, 2023, *Experiences of passenger assist*
  - 60 Labour Party, April 2024, *Get Britain moving*



Green Alliance  
18th Floor  
Millbank Tower  
21-24 Millbank  
London SW1P 4QP

020 7233 7433  
[ga@green-alliance.org.uk](mailto:ga@green-alliance.org.uk)

[www.green-alliance.org.uk](http://www.green-alliance.org.uk)  
@GreenAllianceUK  
blog: [www.greenallianceblog.org.uk](http://www.greenallianceblog.org.uk)