

This is an Open Access document downloaded from ORCA, Cardiff University's institutional repository:<https://orca.cardiff.ac.uk/id/eprint/85075/>

This is the author's version of a work that was submitted to / accepted for publication.

Citation for final published version:

Thomas, John Meurig and Harris, Kenneth David Maclean 2016. Some of tomorrow's catalysts for processing renewable and non-renewable feedstocks, diminishing anthropogenic carbon dioxide and increasing the production of energy. *Energy & Environmental Science* 9 (3) , pp. 687-708. 10.1039/C5EE03461B

Publishers page: <http://dx.doi.org/10.1039/C5EE03461B>

Please note:

Changes made as a result of publishing processes such as copy-editing, formatting and page numbers may not be reflected in this version. For the definitive version of this publication, please refer to the published source. You are advised to consult the publisher's version if you wish to cite this paper.

This version is being made available in accordance with publisher policies. See <http://orca.cf.ac.uk/policies.html> for usage policies. Copyright and moral rights for publications made available in ORCA are retained by the copyright holders.





Cite this: *Energy Environ. Sci.*, 2016, 9, 687

# Some of tomorrow's catalysts for processing renewable and non-renewable feedstocks, diminishing anthropogenic carbon dioxide and increasing the production of energy†‡

John Meurig Thomas\*<sup>a</sup> and Kenneth D. M. Harris\*<sup>b</sup>

This review provides a wide-ranging summary of several aspects of heterogeneous catalysis and its impact on the increasing need to generate more energy, less CO<sub>2</sub> and the production of more commodities required by an expanding world population. Particular attention is paid to the options (some of which are already a practical reality) now available for the use of anthropogenic CO<sub>2</sub> as a source for the production of platform chemicals required to sustain civilized life. In this connection, Rubisco-inspired methods of utilizing CO<sub>2</sub> are discussed, as is the utilization of algae to yield ethanol and O<sub>2</sub> from water, CO<sub>2</sub> and sunlight. In addition, the increasing use of methanol (derived from CO<sub>2</sub>) as an energy vector, as well as a source of ethene and propene (which are in growing worldwide demand), is adumbrated. As far as strategies for the design of new solid catalysts are concerned, summarizing accounts are given of the emerging popularity and recent successes of supported "single-atom", chemo-selective catalysts (of Pt, Pd, Ir and Au), of so-called "single-atom alloy" catalysts for selective hydrogenations, and of monophasic single-site heterogeneous catalysts (SSHCs) for a range of chemical processes, some of which have already been commercialized. SSHCs can, in general, be assembled from earth-abundant elements (C, N, O, Mg, Al, P, Fe), and are effective for shape-selective, regio-selective and enantio-selective catalytic conversions. We also briefly discuss the prospect of converting anthropogenic CO<sub>2</sub> into CH<sub>4</sub>, and touch upon the action needed to reduce atmospheric CO<sub>2</sub> so as to fulfil the aims of the recent (December 2015) UN Climate Change Conference in Paris (COP-21).

Received 13th November 2015,  
Accepted 6th January 2016

DOI: 10.1039/c5ee03461b

[www.rsc.org/ees](http://www.rsc.org/ees)

### Broader context

Solid catalysts, as well as being the backbone of the chemical industry and the major means of manufacturing useful materials for a wide variety of different applications, are also of crucial importance in numerous energy-releasing processes. Small quantities of the correct, judiciously designed (atom-efficient) heterogeneous inorganic catalysts play a vital role in both the conservation and generation of various forms of energy. Many new catalysts are required to cope with the successful utilization of the increasing massive amounts of anthropogenic CO<sub>2</sub>. Moreover, ways of designing new (*e.g.* supported single-atom, chemo-selective and single-site heterogeneous) catalysts to effect more efficient, cleaner, environmentally benign chemical processes are outlined. Single-atom catalysts are the most atom-efficient conceivable type of catalyst. In view of the very recently acknowledged assessment<sup>1</sup> that natural gas supplies are likely to prove plentiful for the next 230 years (Fig. 1),<sup>2</sup> the frequently expressed notion (see Dhakshinamoorthy *et al.*,<sup>3</sup> for example) that there will soon be a shortage of fossil fuels is no longer tenable. We therefore also discuss a selection of important manufacturing processes that are likely to continue to require non-renewable (fossil-derived) feedstocks, but using them in environmentally cleaner and more energetically efficient ways. Ways of stabilizing and ultimately decreasing the content of CO<sub>2</sub> in the atmosphere are also critically discussed.

## 1. Introduction

As it is always hazardous to look too far into the future, it is with considerable caution, given the title we have chosen, that we embark on this article. Fundamentally new types of catalyst, of which we are currently oblivious, may be discovered and developed in the short-term future; moreover, there may well be existing catalysts of which, again through ignorance, we are

<sup>a</sup> Department of Materials Science, University of Cambridge, Cambridge CB0 3FS, England, UK. E-mail: [jmt2@cam.ac.uk](mailto:jmt2@cam.ac.uk)

<sup>b</sup> School of Chemistry, Cardiff University, Park Place, Cardiff CF10 3AT, Wales, UK. E-mail: [HarrisKDM@cardiff.ac.uk](mailto:HarrisKDM@cardiff.ac.uk)

† Based in part on a lecture given by JMT at the Nobel Workshop, Gothenburg, 5 May 2015.

‡ Dedicated to Professor Bengt Nordén on the occasion of his seventieth birthday.



currently unaware, and which could well meet some of the needs identified below.

It is salutary to recall that, when the Commission set up in 1937 by President F. D. Roosevelt to advise his administration of the likely future scientific and technological developments (over a ten-year horizon) submitted its report, it was seen (when viewed in retrospect many years later) to have been seriously inadequate. Unsurprisingly, it predicted that agricultural science would play an increasingly prominent role in the economy of the nation, which indeed it did and continues to do. It also described how hydrocarbons for various kinds of transport and heating fuels, as well as lubricants, could be produced from coal – again, unsurprisingly, as the Fisher-Tropsch catalytic synthesis of hydrocarbons from a mixture of CO and H<sub>2</sub> had been discovered in Germany in 1925.

The Commission could be forgiven for not mentioning nuclear fission and nuclear fusion or magnetic resonance imaging or transistors, masers and lasers: none of these phenomena or devices had been discovered by 1937. But there were other omissions that were less excusable. For example, the fax machine, invented by a Scottish watchmaker in the early 1840s, was not mentioned; neither was there reference to the fuel cell that had been invented by a Welsh lawyer, also in the early 1840s, nor were antibiotics identified even though Fleming had discovered penicillin in 1928 (see Table 1).

These facts remind us that, in seeking to identify the catalysts that are likely to be used in the future, we may well fall far short of satisfactory predictions. Be that as it may, it is incumbent upon us to try and ascertain both the key questions to be asked, and their possible answers, bearing in mind several pressing issues that currently face the human race.

In Section 2, we focus on two key questions pertaining to CO<sub>2</sub>: first, its continued massive production – the current anthropogenic emission rate hovers around 40 G ton year<sup>-1</sup>, with little sign of easing off even during the growth of various kinds of renewable energy; second, the urgent need to “recycle” CO<sub>2</sub> by, *inter alia*, utilizing it as a feedstock in the manufacture of materials required for civilized life. (We do not discuss the sequestration of CO<sub>2</sub> by such means as the conversion of the minerals cordierite and olivine (magnesium-rich silicates), which occur in abundance, to form the involatile minerals magnesium carbonate and silica; this topic is fully discussed in the article by Fennell and colleagues.<sup>4</sup>)

In Section 3, we focus on some of the important applied chemical manufacturing processes that are likely to be difficult to operate using renewable, rather than natural gas and other fossil-based, feedstocks. Section 4 deals with aspects of the use of inorganic catalysts in the chemical industry and especially with the need for environmentally-friendly processes. Our environmentally-conscious



**John Meurig Thomas**

*Sir John Meurig Thomas is a pioneer of Solid-State Chemistry, which he initiated in the University of Wales (Bangor and Aberystwyth) and extended after taking up (in 1978) the Headship of the Department of Physical Chemistry, University of Cambridge and the Directorship of the Royal Institution of Great Britain, London (1986). On returning to Cambridge as Master of Peterhouse (1993), he became an Honorary Professor in the Department of Materials*

*Science, Cambridge. Over the years, he has designed and exploited numerous new solid catalysts and devised several novel techniques for their characterization. He has pioneered the use of electron microscopy in chemistry since the early 1960s. The author of several university texts in Heterogeneous Catalysis, and a biography of Michael Faraday, he has been the recipient of a multitude of awards including the Faraday Medal and several other awards of the Royal Society of Chemistry, the Willard Gibbs Gold Medal of the American Chemical Society, the Linus Pauling Gold Medal, the Stokes Gold Medal, the Davy Medal of the Royal Society, and the Zewail Gold Medal (2015), and he was the first recipient of the American Chemical Society award for Creative Research in Homogeneous or Heterogeneous Catalysis in 1999. He was knighted in 1991 for services to chemistry and the popularization of science. A new mineral, meurigite, was named in his honour in 1995.*



**Kenneth D. M. Harris**

*Kenneth D. M. Harris received a stimulating education in Solid-State Chemistry by carrying out research for his PhD degree under the supervision of Sir John Meurig Thomas FRS at the University of Cambridge and at the Royal Institution, between 1985 and 1988. After holding Lectureships at the University of St. Andrews and then at University College London, he was appointed Professor of Structural Chemistry at the University of Birmingham in*

*1995. He took up his present appointment as Distinguished Research Professor at Cardiff University in 2003. He has been awarded the Meldola (1991), Marlow (1996), Corday-Morgan (1999), Structural Chemistry (2001) and Tilden (2007/8) Medals of the Royal Society of Chemistry, and has been elected as a Fellow of the Royal Society of Edinburgh (2008), Fellow of the Learned Society of Wales (2011) and Member of Academia Europaea (2013). His research in the Physical Chemistry of Solids has advanced new directions of research focused on understanding fundamental properties of solids, and the development of new aspects of techniques (particularly powder X-ray diffraction, solid-state NMR and X-ray Birefringence Imaging) for interrogating these properties. He has held several appointments as Visiting Professor in Japan, France, USA, Spain and Taiwan.*





**Table 1** What President Roosevelt's Commission (1937) missed, if it had looked as far as modern times<sup>a</sup>

The Physical Sciences and Technology
Fission, fusion, nuclear energy
Radar
Laser, maser
Transistor, integrated circuit, VLSI
Personal computer
Laser disk, compact disk, CD-ROM
Synchrotron radiation
Jet aircraft, rocketry, space travel
Stereo-regular polymers (polythene, polypropene)
Natural gas to liquid fuels
Fax machine, mobile phone
Fuel cell
Tomography, magnetic resonance imaging (MRI)
Positron emission tomography (PET)
Charge-coupled device (CCD)
Internet, Google, Wikipedia

#### The Biological Sciences and Biotechnology

Antibiotics
Immunosuppressive drugs
Transplantation medicine
Structure of DNA, molecular genetics
Genomics, proteomics
Protein engineering
Genetic fingerprinting and manipulation
Monoclonal antibodies
Contraceptive pill
Pharmaceuticals
Flexible endoscope

<sup>a</sup> For heuristic purposes, we have extended the 10 year horizon requested by President Roosevelt up until the end of the 20th century.

age also requires either the use of atom-efficient catalysts, composed of relatively rare elements (Rh, Pt, Pd, Ir, Os, Au, *etc.*) – provided they can be utilized in atomically dispersed forms – or of earth-abundant elements (such as C, N, O, Mg, Al, P and Fe) in appropriate, readily synthesizable forms. Fortunately, there has been significant recent progress in pursuing these two aims in the evolution of new catalysts. And this leads

us to ponder the recent spectacular successes of single-atom supported catalysts, and also to elaborate the already useful concept and reality of single-site heterogeneous nanoporous catalysts, which can be utilized in the context of the facile preparation of platform chemicals by the conversion of chemical energy, and in effecting asymmetric syntheses for the production of enantiopure substances.

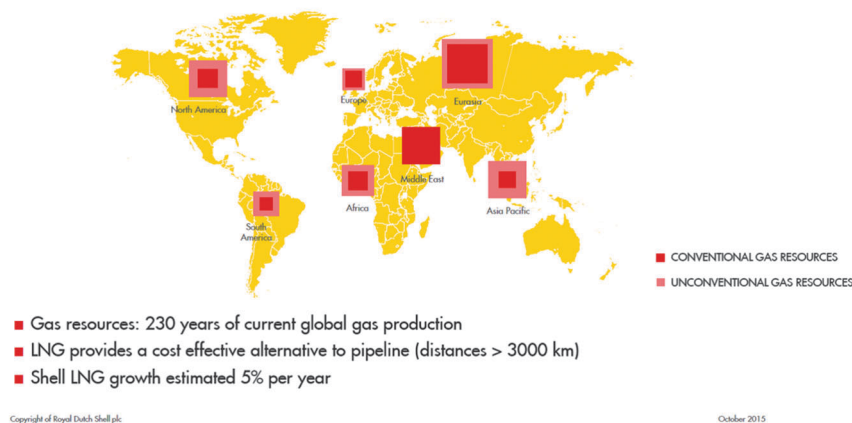
In looking towards tomorrow's catalysts, we must also bear in mind, as emphasized by Campbell<sup>5</sup> a decade or so ago, that computational science is likely to play an increasingly important role in the design and discovery of new catalysts. The growing precision of density functional theoretical methods, as illustrated by the work of Reuter *et al.*,<sup>6</sup> Nørskov, Chorkendorff and co-workers,<sup>7–10</sup> van Santen and Neurock<sup>11</sup> and others, gives reason to believe that such fundamental properties as activation energies and transition-state vibrational frequencies may now be calculated with good accuracy for all relevant elemental surface reactions, as well as kinetic Monte Carlo simulations of overall reaction processes. To emphasize this point, one need quote only the work by Hinnemann *et al.*,<sup>9</sup> who have made rapid progress in the drive towards replacing platinum by non-precious metal electrocatalysts as the currently preferred catalyst for the hydrogen evolution reaction (HER). This reaction is of cardinal importance in photo-electrochemical and electrolytic applications, as we describe at the end of this article (see Section 5 for further details).

A final introductory comment pertains to future supplies of natural gas. Contrary to the implications of the frequently expressed mantra that fossil fuels are likely soon to be in short supply, we must recognize that this prediction is invalid: gas resources are plentiful, growing and geographically diverse (as recently emphasized by Brown<sup>1</sup> – see Fig. 1).

## 2. The question of CO<sub>2</sub>

It is almost a platitude to remark that CO<sub>2</sub> presents a serious threat to the future of the human race. Far too much of it is

### GAS RESOURCES ARE PLENTIFUL, GROWING AND GEOGRAPHICALLY DIVERSE



**Fig. 1** Assessment, by Royal Dutch Shell plc, of the current situation pertaining to gas resources. Note that liquefied natural gas (LNG) is a viable alternative to pipelines as a means of distribution. (By kind permission of A. Brown).



liberated into the atmosphere every year. Even though there are now several feasible operations for CO<sub>2</sub> storage and sequestration, comparatively little progress has yet been made towards the massive use of CO<sub>2</sub> as a chemical feedstock. In addition, there is an urgent need to minimize CO<sub>2</sub> production, by seeking alternatives to oil, coal and gas – or improvements in the cleanliness and efficiency of their use – as the primary sources of energy and the chemical materials that sustain civilized life. (In Section 5, we return to the question of converting anthropogenic CO<sub>2</sub> into CH<sub>4</sub>, which, on use, generates CO<sub>2</sub>, thereby maintaining a carbon neutral situation, which would stabilize the amount of CO<sub>2</sub> in the Earth's atmosphere).

Much has already been said and written about various aspects of these questions. In 2010, Jiang *et al.*<sup>12</sup> discussed at length the thermodynamic and materials science aspects of turning CO<sub>2</sub> into fuel; and many others have addressed the principles and possible practices that involve the use of CO<sub>2</sub>, not only as a source of fuel, but also as the basis of the manufacture of a wide range of chemicals. In this regard, the comprehensive reviews by Centi *et al.*<sup>13</sup> and by Aresta *et al.*<sup>14</sup> are invaluable as they deal with all the relevant work published up to 2014. Also, the reviews by one of us<sup>15,16</sup> and especially the work of Centi and Perathoner *et al.*<sup>17–20</sup> and others,<sup>21–23</sup> including a recent missive by Schlögl,<sup>24</sup> provide much useful background.

Leaving aside the controversial issue of generating biofuels<sup>25</sup> (for transport and other purposes), we discuss first the more attractive and environmentally responsible procedure of using algae as the means of utilizing CO<sub>2</sub> to produce ethanol.<sup>26</sup> A brief account of potential new biotechnological approaches<sup>27</sup> follows, before we make reference to a revolutionary way, pioneered by Kanan,<sup>28</sup> of recycling CO<sub>2</sub>.

## 2.1 The photo-production of ethanol from CO<sub>2</sub>

Among the reasons why biofuels are frequently frowned upon are the following facts: their production generally competes with that of foodstuffs, in that land use for the latter has to be sacrificed in favour of the former, and moreover their production requires large quantities of fresh water. Algae, on the other hand, can utilize seawater, and the photo-production of liquids such as ethanol, from CO<sub>2</sub> and water by solar radiation, is both environmentally responsible and economically attractive.

In the discussion below, we pay particular attention to the work of the company Algenol Biofuels, which produces ethanol and biomass (from CO<sub>2</sub>, water and sunlight) using their genetically enhanced cyanobacteria (chosen from 2300 strains collected globally as candidates for development), as summarized in Fig. 2. (While we highlight the recent developments of Algenol Biofuels in this article, we note that the first report of the synthesis of ethanol by genetic engineering in cyanobacteria was published<sup>29</sup> by Deng and Coleman in 1999, and we emphasize that other commercial companies, such as Joule Co., are also involved in producing fuels from sunlight using cyanobacteria). The metabolic pathway for this process is shown in Fig. 3.

In 2013, Algenol Biofuels utilized CO<sub>2</sub> gas (liberated from an industrial plant in Florida) to produce 8000 gallons of ethanol

## Core Technology: Enhanced Cyanobacteria

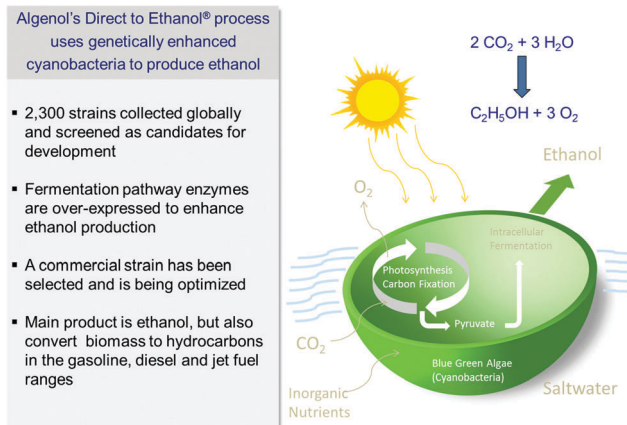


Fig. 2 Representation of the use of enhanced cyanobacteria (algae) employed by the Algenol Biofuels Company to convert CO<sub>2</sub> and H<sub>2</sub>O in sunlight to ethanol. (By kind permission of R. R. Chance).

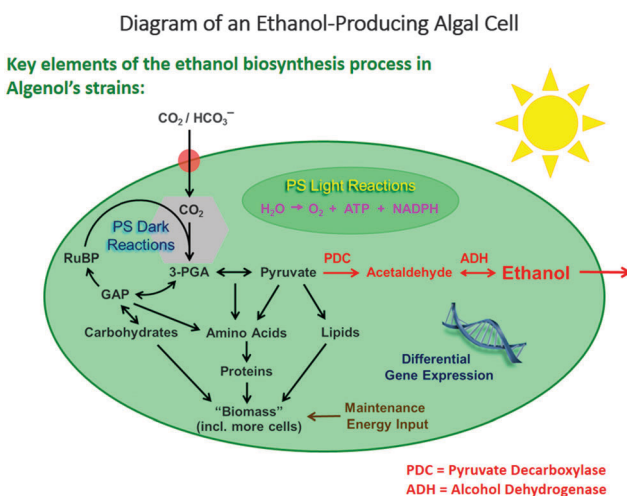


Fig. 3 Outline of the metabolic pathway for ethanol production photo-chemically from CO<sub>2</sub> and H<sub>2</sub>O in sunlight, and the parallel production of biomass. (By kind permission of R. R. Chance and P. Roessler).

per acre per year, and some 2% to 3% solar energy conversion (to ethanol) was possible. When their plant grows to occupy 2000 acres, the Algenol company will produce *ca.* 14 × 10<sup>6</sup> gallons of ethanol per annum.<sup>26,30</sup> They produce *ca.* 130 to 140 gallons of biofuel per tonne of CO<sub>2</sub>, and the energy required to run their facility is *ca.* 25% to 30% of the heat value of the fuel. We note that O<sub>2</sub> is also produced along with ethanol. Several possibilities exist for the further use of this O<sub>2</sub>, one being energy production for the manufacturing facility. Another possibility is the production of the widely-used chemical, ethylene oxide. It is easy to produce ethylene by catalytic dehydration of the ethanol over a single-site Brønsted acid catalyst<sup>31,32</sup> (see Fig. 4.15 on page 70 of ref. 31). The ethylene could, in association with a well-known Ag on α-Al<sub>2</sub>O<sub>3</sub> catalyst for example, be converted readily to ethylene oxide, which in turn can be readily hydrolysed to the valuable platform molecule ethylene glycol.



## 2.2 Rubisco-inspired methods of utilizing CO<sub>2</sub>

Rubisco (D-ribulose-1,5-bisphosphate carboxylase/oxygenase), a member of the carboxylase family of enzymes, is one of the most abundant enzymes in the biosphere. Each year it turns over 10<sup>11</sup> tons of CO<sub>2</sub> in the process of atmospheric CO<sub>2</sub> fixation.

The active site not only accommodates CO<sub>2</sub> but is also capable of accepting O<sub>2</sub>, which acts as an alternative electrophile during the conversion of the CO<sub>2</sub> to glucose.<sup>33,34</sup> This causes an oxygenation side reaction, and is a contributor to the rather slow (for an enzyme) turnover frequency (*ca.* 3 s<sup>-1</sup>) of Rubisco. Remarkably, the mode of action of Rubisco entails (at least) three distinct mechanistic steps: first, ribulose-1,5-bisphosphate is enolized to form the reactive enolate intermediate; second, this intermediate attacks the CO<sub>2</sub> to form the primary carboxylation product, 2-carboxy-3-ketoarabinitol-1,5-bisphosphate; third, this unstable C<sub>6</sub>-intermediate is hydrolytically cleaved to yield the final reaction products, specifically two molecules of phosphoglycerate.

The multitude of carboxylation reactions that occur in the natural world makes carboxylases interesting targets for applications in organic chemistry, biotechnology and synthetic biology, and these opportunities have been discussed by Erb and colleagues,<sup>33,34</sup> who have outlined ways in which synthetic biology could be used to create novel, customized, CO<sub>2</sub>-fixation pathways to produce biomass and fine chemicals from atmospheric CO<sub>2</sub>. Up to now, however,<sup>34</sup> practical applications of CO<sub>2</sub>-fixing enzymes in organic chemistry have been limited by the availability of suitable carboxylases, because many of them are highly substrate specific and also oxygen sensitive, or require complex co-factors/co-substrates such as biotin, ATP or ferredoxin for catalysis to ensue.

Nevertheless, Erb has very recently<sup>34</sup> elucidated the first step in the process of extracting CO<sub>2</sub> by evolving a CO<sub>2</sub>-fixing enzyme from an ancient purple photosynthetic proteobacteria called *Rhodobacter sphaeroides*. This enzyme, called crotonyl-CoA carboxylase/reductase (CCR, where CoA stands for coenzyme A), extracts CO<sub>2</sub> out of the atmosphere nearly 100 times as fast as the enzyme (Rubisco) used by plants. Erb is currently focused on reducing atmospheric CO<sub>2</sub> in this way, and also in producing, from CO<sub>2</sub>, useful high-value carbon building blocks such as glycerol and aspartic acid, as well as generating biofuels and antibiotics.

Rubisco chemistry has also inspired the recent work of Kanan *et al.*<sup>28</sup> In endeavouring to emulate nature's strategy for C–C bond formation, which is to deprotonate C–H bonds to form carbanions and then to trap these intermediates with CO<sub>2</sub> to form C–CO<sub>2</sub><sup>-</sup> (carboxylates), Kanan opted for a purely inorganic approach, which circumvents the need for co-factors and other complications associated with the approach of the synthetic biologists. The challenge that he addressed was how to effect the above deprotonation in a useful way without relying on extremely strong bases. Full details of the experimental work carried out by Kanan *et al.*<sup>28</sup> await publication. Remarkably, they are able to synthesize ethylene glycol and ethanol using only CO<sub>2</sub> and H<sub>2</sub>. Such procedures lead to the ready synthesis of polyethylenefurandicarboxylate (also designated polyethylenefuranoate, PEF), a very viable substitute for

polyethyleneterephthalate (PET),<sup>35</sup> which is used extensively as a container material for water and mineral drinks.

The H<sub>2</sub> required for the preparation of ethylene glycol, as prepared by Kanan,<sup>28</sup> may be produced from either wind-powered or solar-powered water-splitting (using, for example, photovoltaics for electrolysis), meaning that the ethylene glycol, an important platform chemical, can be produced cheaply. Moreover, by replacing the entire 15 M tonne year<sup>-1</sup> PET market with PEF, it is estimated<sup>35</sup> that 20 to 35 M ton year<sup>-1</sup> of CO<sub>2</sub> would be saved from liberation to the environment. In summary, the methods developed by Kanan rely on the use of simple inorganic bases to generate carbon-centred nucleophiles that are trapped by CO<sub>2</sub> to form C–C bonds.

It is relevant to note that, in work only recently submitted for publication by H.-J. Freund *et al.*,<sup>36</sup> an ingenious method has been devised for attaching a neutral CO<sub>2</sub> molecule to a radical ion of CO<sub>2</sub>, thus forming a (CO<sub>2</sub>)<sub>2</sub><sup>-</sup> species, which may then be transformed into an oxalate species whereby a C–C bond is formed. According to Freund,<sup>36</sup> these oxalate species may then be further catalytically transformed with water or ammonia into useful chemicals.

## 2.3 Synthesizing methanol from CO<sub>2</sub>

Much has been written about this topic, especially by its leading protagonist Olah,<sup>37–39</sup> and about its potential role both in utilizing super-abundant CO<sub>2</sub> and in generating a range of fuels and essential chemicals. A cycle illustrating sustainable production of methanol is shown in Fig. 4.

In essence, the sustainable methanol economy requires an abundant source of H<sub>2</sub> (which can, as mentioned earlier, readily be produced at an appropriate cost by electrolysis of water using solar, wind or geothermal power) which is combined with CO<sub>2</sub> over an appropriate catalyst (usually composed of Cu/ZnO and Al<sub>2</sub>O<sub>3</sub>) to yield methanol. (Carbon Recycling International in Iceland utilize geothermal power to produce the H<sub>2</sub> that is combined with CO<sub>2</sub> in their commercial operation).

As pointed out by Jacobson *et al.*,<sup>40,41</sup> there are, in principle – and increasingly in practice – several ways in which the power of wind, water and sunlight can lead to the abundant generation of H<sub>2</sub>. It is relevant to mention that numerous concentrated solar

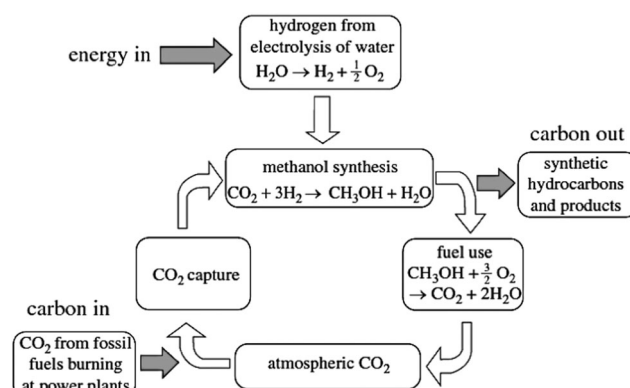


Fig. 4 A cycle for sustainable methanol production.





power plants of 200 MW to 300 MW are also capable of providing the electricity to electrolyze water for the generation of H<sub>2</sub>.

As described by Ampelli *et al.*,<sup>17</sup> methanol has many material advantages over other competing substances (such as the hydrocarbon products of Fischer–Tropsch catalysis). For example, it is a raw material for the chemical industry in that it can be readily converted (with known, earth-abundant catalysts) to the building blocks for petrochemical production, such as olefins, or methyl-tertiary-butyl ether (MTBE), which is a high-octane-number component of gasoline.

Ampelli *et al.*<sup>17</sup> have also drawn attention to the fact that methanol turbines have been demonstrated on pilot units to have low NO<sub>x</sub> emissions. The use of methanol-fuelled gas turbines allows high efficiencies of over 60% to be attained together with recovery of CO<sub>2</sub>. In this way, it becomes possible to construct a closed-loop system for importing renewable energy from remote areas.

#### 2.4 The growing importance of methanol as an energy vector

Given that the global demand for olefins is about the same as that for liquid natural gas (LNG), it has recently been suggested<sup>42</sup> that methanol, derived from CO<sub>2</sub>, could compete as a useful feedstock. It is now relatively easy to design and construct methanol-to-olefin (MTO) plants in a very short time. (In a joint venture between the Dalian Institute of Chemical Physics and BP, such a plant took less than 18 months to become fully operational from the time of a feasibility study). With a SAPO-34 (single-site heterogeneous) acid catalyst, such a facility has exhibited 100% conversion of methanol with *ca.* 40% selectivity to C<sub>2</sub> olefins and *ca.* 35% selectivity to C<sub>3</sub> olefins over a period of 90 days (see Fig. 5).

An illuminating account of the scientific path, taken by workers in the Dalian Institute of Chemical Physics, in proceeding from fundamental studies to commercialization has recently been given by Liu and co-workers.<sup>43</sup> Their account briefly summarizes the key issues for the process development, including studies on the reaction mechanism, the synthesis of the molecular sieve (single-site acid catalyst) SAPO-34, and its manufacturing scale-up. As well as the MTO process, these workers also deal with a “dimethyl ether or methanol to olefin” (DMTO) process, the world’s first. Their methanol is derived from syngas, which in turn is generated from coal. In fact, China established the world’s first coal-to-olefin plant. The world’s first DMTO commercial unit (operated from May 2010) produces 0.6 M ton of polyethylene and polypropylene per year. In future, the challenge will be to use coal as a feedstock in an environmentally benign manner.

Fig. 6, taken from the work of Atkins<sup>42</sup> and others at BP, shows the ease with which dimethylether (DME) – another important platform molecule – can be generated (again with a single-site acidic, nanoporous catalyst) by dehydration of methanol. It also shows how other products like acetic acid and methyl acetate may be readily made as part of a closed cycle. Another important speciality molecule, dimethylcarbonate (DMC), is formed from methanol (*via* an H<sub>2</sub> carrier) in an evolving economy based on methanol.

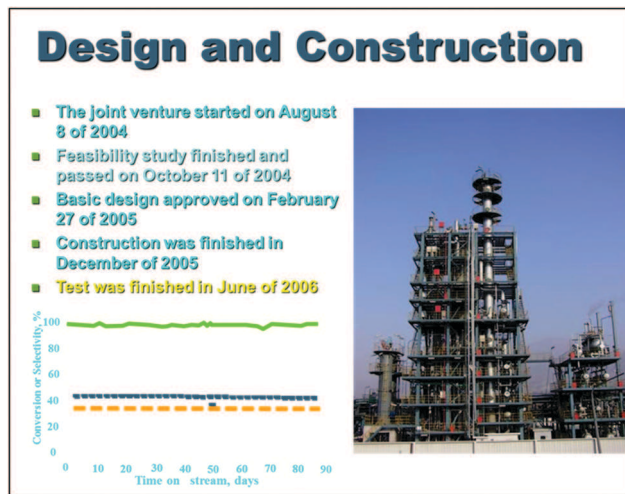


Fig. 5 Photograph of the MTO facility built in less than two years by a Chinese-BP consortium. (By kind permission of M. Atkins).

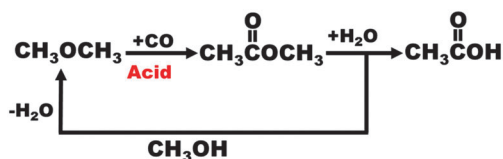


Fig. 6 Illustration of the ease of interconversion of important platform molecules using methanol and dimethyl ether. (By kind permission of M. Atkins).

Finally, we note that an increasing prospect, following the recent resolution at the UN Climate Change Conference (COP-21) in December 2015, is that ultimately syngas will have to be generated from biomass, which is both abundant and renewable.

### 3. A selection of important manufacturing processes that are not easily effected by renewable feedstocks

According to the *Technology Roadmap: Energy and Greenhouse Gas Reductions in the Chemical Industry via Catalytic Processes*,<sup>44</sup> of the several tens of thousands of chemicals that are manufactured, only a small number of products account for 80% of energy demand and are responsible for 75% of greenhouse gas emissions. Table 2 lists these products.

Some of the sustainable ways in which several of these products may be produced – in place of using non-renewable feedstocks – have been described elsewhere (see ref. 13–17 and 20) and numerous ingenious new sustainable processes are continually being reported. But many crucially important manufacturing processes, such as those listed in Table 3, are likely to be slower to replace using only sustainable feedstocks.



**Table 2** The chemical products that account, in their manufacture, for 80% of energy demand and are responsible for 75% of greenhouse gas emissions

Acrylonitrile	Polypropylene
Caprolactam	Propylene oxide
Cumene	<i>p</i> -Xylene
Ethylene glycol	Styrene
Ethylene oxide	Terephthalic acid
Phenol	Vinyl chloride
Polyethylene	

**Table 3** Chemical processes likely to prove difficult to run using renewable sources of energy and renewable feedstocks

Ammonia synthesis
Methanol synthesis <sup>a</sup>
Ammoxidations
Fischer-Tropsch reactions
Methanation
Water-gas shift reaction
Catalytic cracking

<sup>a</sup> Where circumstances are favourable, as in Iceland, methanol can be produced using renewable sources.

It is rather paradoxical that, with the burgeoning of the fracking industry and the consequential ease of generating methane locally, there are now plans among automobile manufacturers to accelerate the production of fuel-cell vehicles<sup>45</sup> because the ease of generating H<sub>2</sub> from methane at local (filling) stations is attractive commercially. (It is possible to generate pure H<sub>2</sub> from methane using a nickel on silica catalyst<sup>46</sup>).

The Toyota Company is currently manufacturing a fuel-cell driven car that burns H<sub>2</sub>. As a consequence, liquid H<sub>2</sub> filling stations (where the H<sub>2</sub> is produced by steam-reforming of natural gas) are being built in many countries, especially in the USA and Denmark. The Shell Company has recently constructed

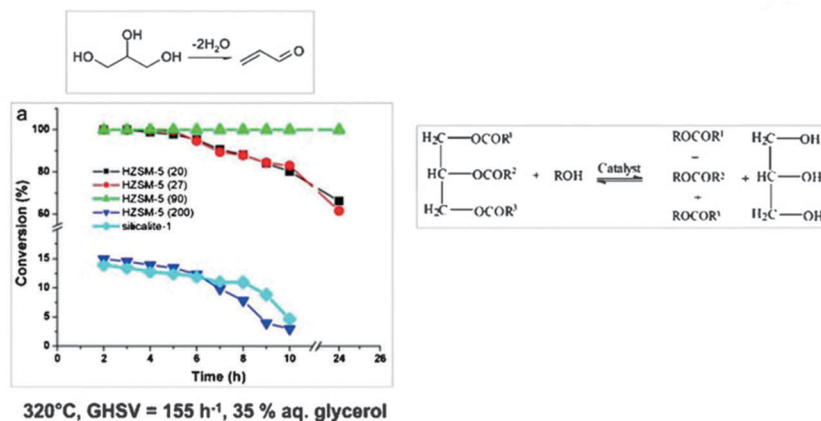
200 such filling stations in Germany. And two such filling stations are in London.

Steam reforming and the water-gas shift reaction have long been the corner-stone of the ammonia synthesis industry, since they produce the high-purity H<sub>2</sub> necessary for the reaction. Where hydroelectric power is plentiful – as in the Nasser Dam in Upper Egypt – very high purity H<sub>2</sub> can be produced (by electrolysis of water) for ammonia synthesis, and hydroelectric power is currently used in that location. (Reliable methods of electrolysis on the industrial scale were evolved long ago by Nørsk Hydro and other companies). However, several workers, notably Gallezot<sup>47</sup> and Dumesic,<sup>48,49</sup> have convincingly demonstrated that carbohydrate-based feedstocks can be used to generate H<sub>2</sub> by aqueous-phase reforming. This can also be carried out with glycerol, which is a plentifully available by-product, as a result of the increased production of biodiesel (fatty acid methyl esters) that is generated from naturally occurring triglyceride, either by transesterification (with methanol) or by alkali saponification.

Acrolein (CH<sub>2</sub>=CHCHO), the precursor to acrylic acid, can now be prepared straightforwardly from glycerol using a single-site Brønsted acid catalyst that effects dehydration (see Fig. 7).<sup>50</sup> Caprolactam, the precursor to nylon 6, which unlike nylon 6,6 is recyclable, can also be readily produced in an environmentally benign way (using O<sub>2</sub> and NH<sub>3</sub> as reactants), but it still requires cyclohexanone as the starting material (Fig. 8) which has not yet been produced from renewable feedstocks.

This facile production of ε-caprolactam is made possible by the designed, nanoporous, bifunctional aluminophosphate catalyst shown in Fig. 9 (see also Fig. 18), and discussed fully elsewhere.<sup>51</sup> The key point about this particular single-site nanoporous catalyst is that it can readily be made bifunctional. When high-oxidation state substituents (like Mn<sup>III</sup> or Co<sup>III</sup>) replace an Al<sup>III</sup> (tetrahedral) site, a redox active centre is generated. When a metal ion, such as Mg<sup>II</sup> or Zn<sup>II</sup>, isomorphously replaces

## Catalytic Dehydration of Glycerol Using a Single-Site Acid Catalyst



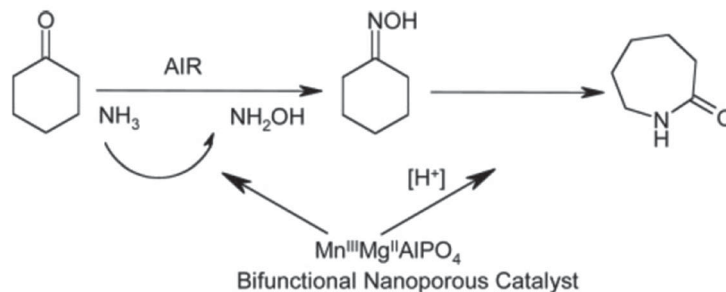
**Fig. 7** Jia, Schüth and co-workers<sup>50</sup> have shown how the single-site H-ZSM-5 catalyst, with appropriate Si/Al ratio, converts glycerol to acrolein with 100% efficiency and possesses long life.





**Benign** Catalytic low-temperature solvent-free production of  $\epsilon$ -caprolactam: Performance of a series of bifunctional AIPO-5 catalysts

Microporous bifunctional catalyst*	TON <sup>†</sup>	Conv mole, %	Product selectivity, mole %		
			Oxime	$\epsilon$ -caprolactam	Others
Mn <sub>0.02</sub> Mg <sub>0.02</sub> Al <sub>0.96</sub> PO <sub>4</sub>	61.5	68.3	5.7	77.9	16.4
Fe <sub>0.02</sub> Mg <sub>0.02</sub> Al <sub>0.96</sub> PO <sub>4</sub>	64.8	71.9	11.5	72.0	16.3
Co <sub>0.02</sub> Mg <sub>0.02</sub> Al <sub>0.96</sub> PO <sub>4</sub>	53.6	57.5	3.2	65.5	35.2
Mn <sub>0.02</sub> Zn <sub>0.02</sub> Al <sub>0.96</sub> PO <sub>4</sub>	97.3	61.5	6.3	65.0	28.6
Fe <sub>0.02</sub> Zn <sub>0.02</sub> Al <sub>0.96</sub> PO <sub>4</sub>	109.5	66.9	3.7	61.2	35.1



J. M. Thomas and R. Raja *PNAS* 102 (2005) 13732.

Fig. 8 A set of effective nanoporous (see Fig. 18a) catalysts (top part of figure) for the conversion of cyclohexanone, using NH<sub>3</sub> and air (or O<sub>2</sub>) first to its oxime and then to caprolactam, the precursor of nylon 6, as schematized in the bottom part of the figure.<sup>51</sup>

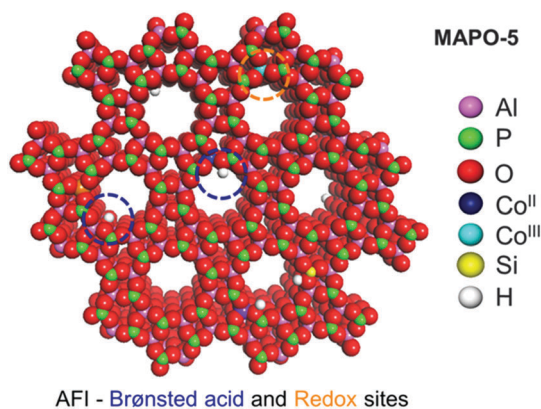


Fig. 9 Schematic of a bifunctional single-site heterogeneous catalyst derived from the microporous solid aluminophosphate ALPO-5. The Brønsted acid catalytic centres are well-separated from the redox sites.

an Al<sup>III</sup> ion, a Brønsted acid active centre is generated; a loosely attached proton is formed, and is bound to a structural oxygen atom as an ionic-covalent (polarized covalent) bond.

Reverting to the discussion in Section 2, many of the polymeric products previously synthesized from non-renewable sources can now be readily prepared in an entirely sustainable manner. The case of polyurethane is a good example: Leitner, Langanke and co-workers<sup>52</sup> have shown how CO<sub>2</sub> can be used as a feedstock for polyurethane production (see Fig. 10). The Bayer Materials Science (BMS) facility now does this on the scale of a 10<sup>3</sup> ton year<sup>-1</sup> capacity.

So far as the water-gas shift reaction (CO + H<sub>2</sub>O ⇌ CO<sub>2</sub> + H<sub>2</sub>) is concerned, remarkably powerful so-called “single-atom” catalysts have been developed, as described in Section 4.

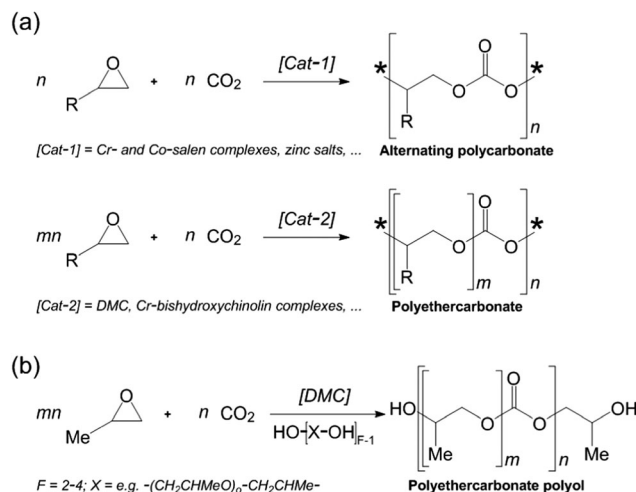


Fig. 10 (a) Copolymerization of epoxides and CO<sub>2</sub> to alternating polycarbonates (top; \* = end group) and polyethercarbonates (bottom). (b) Tailored polyethercarbonate polyols obtained from propylene oxide and CO<sub>2</sub> using zinc hexacyanocobaltate (DMC) as a catalyst and a multi-functional alcohol as a starter. (After Langanke *et al.*<sup>52</sup>)

## 4. Inorganic catalysts in the chemical industry. The need for atom efficiency and environmentally benign processes

Fig. 11 summarizes the important role played by catalysis in manufacturing processes. However, this illustration, produced over a decade ago (kindly provided by Gerhard Ertl), does not fairly reflect the growing number of biocatalysts that are now utilized industrially. Although biocatalysts are not yet extensively used, one of the merits of employing enzymes as applied catalysts is that they



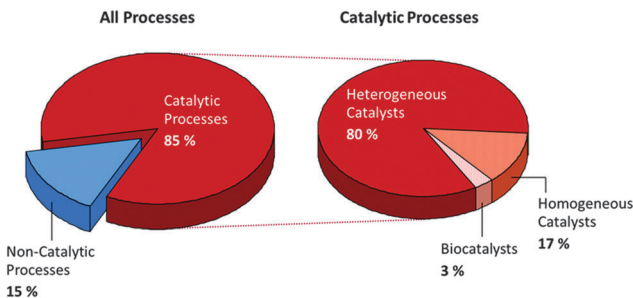


Fig. 11 Pie charts showing the percentages of all industrial processes that entail the use of heterogeneous, homogeneous and bio-catalysis. (Source: Winnacker U. Küchler, *Chemische Technik*, vol. 1, 2004, BASF estimates. By kind permission of BASF).

can be tailored to facilitate *cascade* processes, in which a given reactant is converted, through multiple steps, to a desired product without the necessity of separating out all the intermediates. Moreover, such is the present, whirlwind pace of advances in chemical biology, epitomized by the work of Keasling<sup>53</sup> and Arnold,<sup>54</sup> that it is expected that a significant proportion of industrial chemicals will be produced in future using microorganisms by transferring product-specific enzymes, or even whole metabolic pathways, from rare and/or genetically intractable organisms to those that can be readily engineered.<sup>55</sup> The data in Fig. 11 are also somewhat biased in favour of heterogeneous catalysts, partly because volume factors loom large, and petrochemical refining and associated processes entail utilization of massive quantities of material.

As pointed out by Leitner,<sup>56</sup> there have recently been a number of large-scale plants using homogeneous catalysts, mostly of organometallic origin. Typical examples include Pd compounds for the production of ibuprofen and acetaldehyde (Wacker processes), and Rh compounds for the production of menthol and acetic acid. The latter are used extensively by several companies (BASF, Union Carbide, Exxon, Sasol and Evonik) in hydroformylations.

Nevertheless, one of the supreme and self-evident advantages of heterogeneous catalysts is that they greatly facilitate separation of product from reactants – and are also usually amenable to facile reactivation, as exemplified by the rare-earth-zeolite Y fluidized cracking catalysts.

Insofar as environmental protection is concerned, several informative monographs exist (see Cavani *et al.*<sup>57</sup> and Beller *et al.*<sup>58</sup>). And one of us has written extensively on the role of appropriate catalysts to this effect.<sup>15,16,31,59</sup>

We now proceed to discuss two approaches to the design of atom-efficient catalysts for atom-efficient processes. The first approach which has great promise – single-atom heterogeneous catalysts – is now burgeoning, as described below. The second – single-site heterogeneous catalysts (SSHCs) – has been exploited already for more than a decade, and some industrial processes are operated on its principles. SSHCs have been alluded to already above and are discussed further in Section 4.2.

#### 4.1 Single-atom heterogeneous catalysts

Recent advances in structural characterization have prompted many students of catalysis to argue that the traditional distinctions

between heterogeneous and homogeneous catalysts are now becoming increasingly blurred.<sup>60</sup> One reason for this state of affairs has arisen because of the results that have emerged from the study of supported metal catalysts by aberration-corrected high-resolution electron microscopy (see Fig. 12).<sup>61–65</sup> It has become startlingly apparent that catalytic systems such as nanoclusters or nanoparticles of Au, Pd or Pt on oxides (*e.g.* TiO<sub>2</sub> or MgO) or on elemental carbon, can behave quite differently from one another. Whereas a nanoparticle, of typically 5 nm diameter, contains tens of thousands of atoms, a nanocluster of a pure metal or of a bimetallic entity may contain a very small number of atoms, usually 5 to 15 atoms.

Several discussions in the past have pursued the question of whether a single atom attached to a support, or otherwise a constitutional part of the support, may function as an efficient catalyst.<sup>66–69</sup> Indeed, Flytzani-Stephanopolous and co-workers<sup>70</sup> found no evidence for the participation of nanoparticles of supported Au as active catalysts in the low-temperature water-gas shift reaction. It was deduced by these workers that only single atoms of Au, present as Au–O<sub>x</sub> surface species, function as active catalysts. Later work by Flytzani-Stephanopolous and Mavrikakis,<sup>71,72</sup> described more fully below, showed how a special kind of single-atom catalyst consisting of an individual Pt atom is stabilized by closely attached Na<sup>+</sup> or K<sup>+</sup> ions on a SiO<sub>2</sub> surface (as depicted<sup>72</sup> in Fig. 13).

In addition to the work of Flytzani-Stephanopolous and her associates, workers at the Dalian Institute of Chemical Physics<sup>73–76</sup> have provided cogent evidence that individual atoms of the precious metals Ir, Pt and Pd are capable of




Fig. 12 Illustrative examples of minute nanoclusters of Au on a titania support (top) and on an activated carbon support (bottom). Sub-nanometre clusters (white circles) of *ca.* 0.5 nm diameter and containing *ca.* 10 Au atoms are observed, together with individual Au atoms (black circles). Data from ref. 60. Micrographs kindly provided by P. L. Gai.



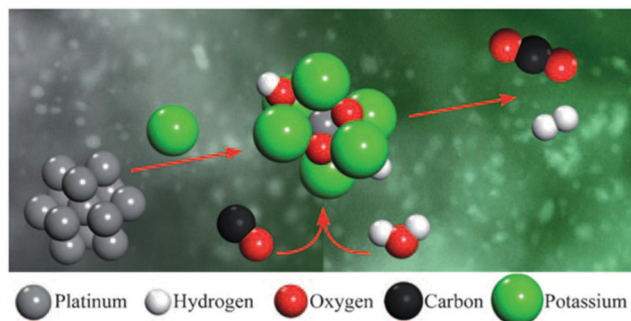


Fig. 13 Schematic depiction of the alkali metal-ion-stabilized  $\text{Pt}^{\text{II}}\text{-O(OH)}_x$  species (centre) that catalyses the water-gas shift reaction. (By kind permission of M. Flytzani-Stephanopoulos).

catalysing a number of commercially important reactions. In 2013, they showed<sup>73</sup> that single atoms of Ir supported on  $\text{FeO}_x$  exhibit remarkably high performance in catalysing the water gas shift reaction. And in a short review later that year, Yang, Zhang *et al.*<sup>74</sup> and other work by Flytzani-Stephanopoulos<sup>77,78</sup> reported advances in the preparation, characterization and catalytic performance of single-atom catalysts for a number of oxidations, hydrogenations and the water-gas shift reaction. Also, Wei *et al.*<sup>75</sup> reported on single-atom Pt catalysts (again supported on  $\text{FeO}_x$ ) for the chemoselective hydrogenation of nine different functionalized nitroarenes.

The catalytic hydrogenation of nitroarenes is an environmentally benign technology for the production of anilines that are key intermediates for manufacturing agrochemicals, pharmaceuticals and dyes. These workers point out that most nanoparticle versions of precious metal catalysts suffer from low chemoselectivity when one or more reducible groups is present in a nitroarene molecule. Their single-atom Pt catalysts, however, are highly active, chemoselective and re-usable for the hydrogenation of a variety of substituted nitroarenes. For the hydrogenation of 3-nitrostyrene, for example, the single-atom Pt catalyst of Wei *et al.*<sup>75</sup> yields a turnover frequency of *ca.*  $1500 \text{ h}^{-1}$ , which is 20-fold as high as the best result reported in the literature, and has a selectivity to 3-aminostyrene of *ca.* 99%, which is the highest reported value for a Pt group metal catalyst.<sup>79</sup> These authors attribute the exceptional catalytic performance to the presence of positively charged Pt centres and the absence of Pt–Pt bonds. Their reported results are spectacular and superior to those obtained with nanoparticle Pt or Au catalysts (Table 4).

The whole domain of single-atom, precious metal (especially Pt and Au) catalysts has been the subject of several definitive studies by Flytzani-Stephanopoulos and her co-workers.<sup>80–82</sup> In the paper by Lucci *et al.*,<sup>78</sup> advantage is taken of a concept introduced earlier by this group (see Kyriakou *et al.*<sup>83</sup>) described by them as “single-atom alloys”, in which isolated atoms of Pd on a metallic copper host catalyse carbon deposition. The work of Lucci *et al.* entailed the design of a new generation of platinum–copper nanoparticle catalysts, at the single-atom limit. And these catalysts selectively hydrogenate 1,3-butadiene to 1-butene (an extremely important industrial reaction, as it is used to eliminate impurities of deleterious butadiene in propylene gas

Table 4 Chemoselective hydrogenation of a variety of nitroarenes by a single-atom Pt catalyst supported on  $\text{FeO}_x$  (After Wei *et al.*<sup>75</sup>)

Entry	Substrate	Product	Time (min)	Conv. (%)	Sel. (%)
1			50	96.5	98.6
2			60	100	97.4
3 <sup>a</sup>			44	96.9	98.0
4 <sup>a</sup>			120	90.3	97.8
5			30	93.4	99.4
6 <sup>b</sup>			122	93.7	99.3
7 <sup>b</sup>			80	99.5	92.8
8			114	95.9	99.7
9 <sup>c</sup>			10	100	90

Reaction conditions:  $T = 40 \text{ }^\circ\text{C}$ ,  $P = 3 \text{ bar}$ , 0.08 wt% Pt/ $\text{FeO}_x$  catalyst, Pt/substrate = 0.08%; 5 ml reaction mixture: 0.5 mmol substrate, toluene as solvent, *o*-xylene as internal standard. <sup>a</sup> Pt/substrate = 0.32%,  $T = 50 \text{ }^\circ\text{C}$ ,  $p = 6 \text{ bar}$ . <sup>b</sup> Pt/substrate = 0.16%. <sup>c</sup> Pt/substrate = 0.41%, refer to yields of isolated products.

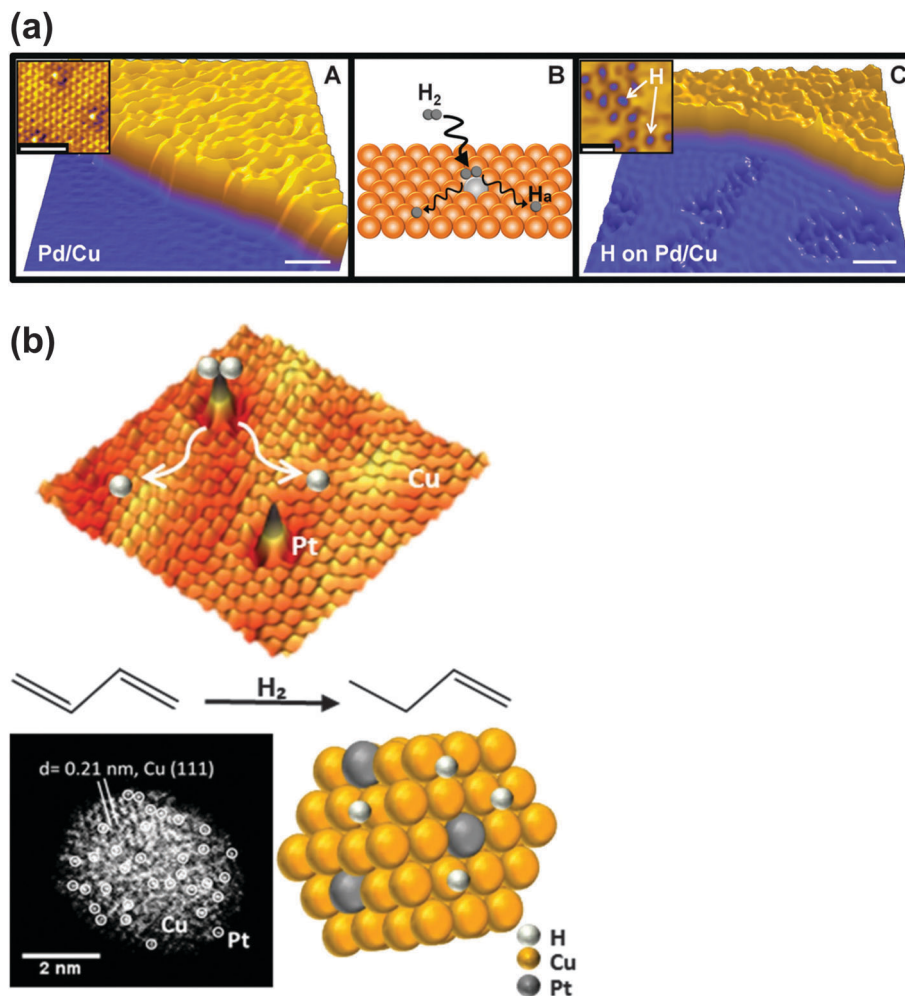
that is to be used in polymerization). Significantly, the isolated Pt atom species in the catalyst allows hydrogen activation and spillover, leading to hydrogenation, but is unable to effect C–C bond scission, which would result in loss of selectivity and catalyst deactivation. A pictorial summary of the mechanistic steps in this selective hydrogenation reaction is given in Fig. 14b.

While it is well known that different types of oxide support have different capabilities to anchor a metal, and hence to tailor the catalytic behaviour, it is not always clear whether the support is a mere carrier of the active metal site or whether it participates directly in the overall reaction. Recent work of Flytzani-Stephanopoulos<sup>81</sup> sheds light on this question.

The kind of single-atom site that she envisages (depicted in Fig. 13) is essentially an isolated  $\text{Pt}^{\text{II}}$  atom that is covalently bonded to oxygen atoms of the support and shrouded by the alkali metal atoms (either Na or K). Their high-resolution electron micrographs (recorded by scanning transmission electron microscopy) of the single-site  $\text{Pt}^{\text{II}}\text{-O(OH)}_x$  catalytic centres on three







**Fig. 14** (a) STM images showing atomically dispersed Pd atoms in a Cu(111) surface and hydrogen atoms that have dissociated and spilled over onto the Cu surface.<sup>83</sup> (A) Pd is alloyed into the Cu(111) surface preferentially above the step edges as evidenced by the ruffled appearance of the upper terrace (scale bar indicates 5 nm). (inset) Atomic resolution of the Pd/Cu alloy on the upper terrace showing individual, isolated Pd atoms in the surface layer appearing as protrusions (scale bar, 2 nm). (B) Schematic showing H<sub>2</sub> dissociation and spillover at individual, isolated Pd atom sites in the Cu surface layer. (C) Islands of H atoms imaged after hydrogen uptake appear as depressed regions on the clean Cu(111) lower terrace (scale bar, 5 nm). (inset) High-resolution image of individual hydrogen atoms on Cu(111) (scale bar, 2 nm). Images recorded at 5 K. (b) Mechanistic aspects of the selective hydrogenation of 1,3-butadiene to 1-butene using a platinum–copper nanoparticle catalyst at the single-atom limit.<sup>78</sup> (By kind permission of M. Flytzani-Stephanopoulos).

distinct supports are shown in Fig. 15. All three catalysts are active in the water-gas shift reaction. These workers determine the oxidation state of the active Pt species by *in situ* X-ray absorption spectroscopy, leaving little doubt that the active species is in the Pt<sup>II</sup> state.

An unusual but ingenious experiment utilizing isolated metal atom geometries to improve heterogeneous catalytic hydrogenations has been devised by Sykes and co-workers.<sup>83</sup> Starting from the known facts<sup>16</sup> that both facile dissociation of H<sub>2</sub> and rather weak bonding of reactants at a metal (especially copper) surface are pre-requisites for efficient catalysis, these workers “placed” individual atoms of Pd on a Cu(111) surface. When a molecule of H<sub>2</sub> impinges upon a Pd atom, it readily dissociates and “spills over” on to the Cu substratum. Reactant molecules of styrene or acetylene weakly bonded on the latter can, with such so-called “single-atom” alloys, be readily hydrogenated

by the mobile H atoms. Fig. 14a represents pictorially the essence of this unusual single-atom catalysis.

A spectacular example of a stable single-atom Pd catalyst for selective hydrogenation has recently been reported by Lopez and Perez-Ramirez and colleagues.<sup>84</sup> Unlike many previous workers in this field, they use a structurally well-defined solid as the support for atomically dispersed Pd, namely nanoporous carbon nitride, C<sub>3</sub>N<sub>4</sub>, a material that has been known since the days of Berzelius and Liebig. The great merit of their system (see Fig. 16) is that the individual atoms of Pd are so firmly anchored to the nanoporous walls of the C<sub>3</sub>N<sub>4</sub> that they exhibit no tendency to migrate and coalesce to form nanoclusters or nanoparticles. This catalyst was shown to be active in a three-phase hydrogenation of alkynes in flow mode, and both its activity and selectivity surpassed those of nanoparticulate Pd. The wider significance of the concept of single-atom catalysis is



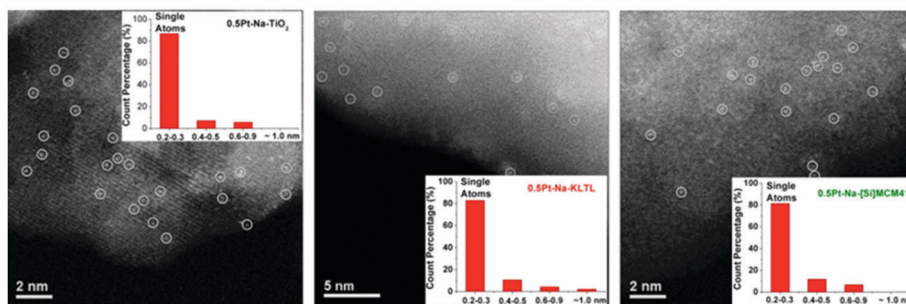


Fig. 15 Aberration-corrected high-angle annular dark field scanning transmission electron micrographs of atomically-dispersed Pt<sup>II</sup> entities anchored on three different supports. (After Yang *et al.*<sup>81</sup>).




Fig. 16 (a) Schematic of a single-atom Pd catalyst comprising isolated Pd atoms on a solid support of carbon nitride (C<sub>3</sub>N<sub>4</sub>; carbon, grey; nitrogen, purple), which acts as a catalyst for hydrogenation reactions. Strong bonds to the nitrogen atoms firmly anchor the Pd atoms in roughly triangular pores in the stacked, two-dimensional layers of the support. There is approximately one, roughly triangular cage per 50 Å<sup>2</sup> in each layer, and it is estimated that up to 10% of them are occupied by a single Pd atom. (b) View parallel to the C<sub>3</sub>N<sub>4</sub> plane showing the DFT-optimized position of the Pd atom incorporated in the C<sub>3</sub>N<sub>4</sub> support. (After Vilé *et al.*<sup>84</sup>).

that it augurs well for the more economical (atom-efficient) use of the platinum group metals – Ru, Rh, Pd, Os, Ir and Pt, as well as Au – which are extensively used as catalysts in industries that

produce fuels and compounds such as agrochemicals, dyestuffs and pharmaceuticals, and several of them are components of catalytic converters in internal combustion and diesel engines.<sup>85</sup>

#### 4.2 Single-site heterogeneous catalysts (SSHCs)<sup>31,86,87</sup>

A single-site heterogeneous catalyst does not necessarily have to be made up of a single atom, as in the cases described in Section 4.1. Indeed, the work of Flytzani-Stephanopoulos *et al.*<sup>70,78,81,82</sup> shows that the active centre is composed of several other atoms besides the crucial Pt or Au noble metal entities. It has been recognized for well over a decade<sup>86</sup> that numerous other single-site catalysts can occur at solid surfaces. In the classic examples of SSHCs,<sup>31,86,87</sup> all the single-sites are chemically (and energetically) identical and are spatially well-separated from one another on a high-area support – usually a nanoporous solid.<sup>31,87</sup>

The prime exemplars in this category are zeolites and framework-substituted aluminophosphates (ALPOs), typified by MALPO-5, MALPO-18, MALPO-31 and MALPO-36, where M may be Co, Mn or Fe in one of two oxidation states, usually M<sup>II</sup> and M<sup>III</sup>.<sup>86,88</sup> Here, there is little doubt that a single (ionized) atom does, in each case (see below), act as a catalytically active site in such processes as the aerial, selective oxidation of hydrocarbons. A specific example is the oxyfunctionalization of *n*-hexane to adipic acid with Co<sup>III</sup>ALPO-18.<sup>89,90</sup>

Fig. 17 shows how a reactant (*n*-hexane) fits snugly inside the chabazitic cage of a Co<sup>III</sup>ALPO-18 molecular sieve catalyst. With a high loading (*ca.* 10 atom percent) of Co<sup>III</sup> incorporated into the catalyst in place of Al<sup>III</sup>, it follows statistically that a high proportion of the cages in the molecular-sieve catalyst will have two Co<sup>III</sup> ions as tenants at sites situated at opposite ends of the cage. Moreover, given the dimensions of *n*-hexane relative to the cage, these two Co<sup>III</sup> active sites would be in close proximity to the two terminal CH<sub>3</sub> groups of the *n*-hexane molecule. The cage and its apertures are large enough to allow free access to the O<sub>2</sub> reactant.

XAFS measurements<sup>90</sup> leave little doubt as to the precise ionic states of the catalytically active site: it is Co<sup>III</sup> in the framework of the open-structure catalyst. We note in passing that this ionic active site (Co<sup>III</sup>) displays multi-functionality in that, in the presence of O<sub>2</sub>, the terminal –CH<sub>3</sub> groups are



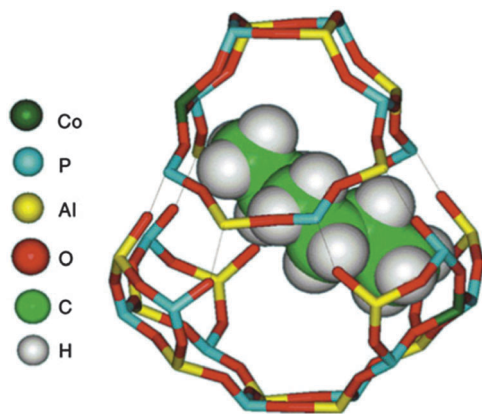


Fig. 17 View of the chabazite cage in the ALPO-18 structure, showing two separated  $\text{Co}^{\text{III}}$  ions in the cage and the energy minimized configuration of an  $n$ -hexane molecule. For clarity, the top half of the cage has been separated from the bottom half, and the thin lines indicate the specific atoms in the two separated halves that are linked to each other. The distance between the van der Waals surfaces of the two  $\text{Co}^{\text{III}}$  ions is ca. 7.6 Å. Figure from ref. 90.

sequentially converted (as in a cascade reaction) first to  $-\text{CH}_2\text{OH}$ , then to  $-\text{CHO}$  and finally to  $-\text{COOH}$ . A free-radical reaction is involved in this sequential series of steps.<sup>88</sup>

Similar arguments pertaining to an ionic active site (in this case  $\text{Fe}^{\text{III}}$ ), that also behaves multi-functionally, apply to the FeALPO-31 catalyst that selectively oxidizes cyclohexane to adipic acid in  $\text{O}_2$ .<sup>91</sup> In this case, the intermediate, partially oxidized, products are cyclohexyl hydroperoxide, cyclohexanol and cyclohexanone. In all the cases in which  $\text{Mn}^{\text{II}}/\text{Mn}^{\text{III}}$ ,  $\text{Co}^{\text{II}}/\text{Co}^{\text{III}}$  and  $\text{Fe}^{\text{II}}/\text{Fe}^{\text{III}}$  function as predominantly ionic oxidation catalysts, it has been shown<sup>92</sup> that a combination of coordinative unsaturation at the ionic site, and its facility to exhibit redox behaviour, is the essential requirement for its role as the active centre. At the risk of excessive emphasis, the redox sites in the framework-substituted ALPO nanoporous solids, especially  $\text{Co}^{\text{III}}$ ,  $\text{Mn}^{\text{III}}$  and  $\text{Fe}^{\text{III}}$ , are all effective in converting a  $-\text{CH}_3$  group in the presence of ambient  $\text{O}_2$  to  $-\text{CH}_2\text{OH}$  and on to the aldehyde and the carboxylic acid.

It is interesting to reflect that one of the most successful ever SSHCs is the so-called TS-1 (titanosilicalite) selective oxidation catalyst, developed in the laboratories of Enichem in Italy and discovered by accident.<sup>93</sup>

In the examples of SSHCs cited above, the key point to note is that, although a single ion (*e.g.*  $\text{Co}^{\text{III}}$ ,  $\text{Mn}^{\text{III}}$  or  $\text{Ti}^{\text{IV}}$ ) is the principal locus of the active site, the attached oxygen atoms of the nanoporous matrices, in which the (accessible) active sites are embedded, also participate in the catalytic turnover. The paper by Gomez-Hortiguera *et al.*<sup>92</sup> gives full details of such participation.

Thanks to advances in the synthesis of novel solids, almost all inorganic oxides can now be readily prepared as nanoporous solids possessing very large surface areas – up to and often beyond  $1000 \text{ m}^2 \text{ g}^{-1}$  – and with well-defined pore structures of controllable diameters in the range *ca.* 3.5 to 500 Å (see Fig. 18a). These solids can be fashioned into heterogeneous

catalysts with a single type of spatially well-separated, highly selective, active site. These sites can be readily introduced either during synthesis or by post-synthesis modification.<sup>31</sup> Moreover, SSHCs of this kind – just like homogeneous catalysts – are readily amenable to delicate design and to *in situ* characterization by a wide variety of spectroscopic methods and other techniques.<sup>31,86,87</sup>

Micrographic and related aspects of a selection of the inorganic nanoporous oxides that are used to create SSHCs are shown in Fig. 18b. Recent advances in preparing mesoporous and hierarchical zeolitic structures have added further scope to the range of desired SSHCs that may now be designed. For example, the mesoporous zeolites (shown at the bottom right of Fig. 18) prepared by Garcia-Martinez,<sup>94</sup> have substantially improved the performance of catalytic-cracking catalysts (such as  $\text{La}^{\text{III}}-\text{Y}$  zeolite), in that greater conversion to desired hydrocarbons and less deleterious coking are achieved. (See also Milina *et al.*<sup>95</sup>).

Metal–organic frameworks (MOFs), of which there are now estimated to be over 20 000 different structural types,<sup>96</sup> are currently finding increasing use as SSHCs (see Fig. 19). Many MOFs are relatively stable thermally, and are readily amenable to post-synthesis modification so as to enable single-site catalytic centres to be introduced (see Section 4.2.2 below in the context of enantioselective catalysts). Nowadays, MOFs are being used increasingly in contexts that impinge directly on questions pertaining to energy and environmental science. Here we give a few examples.

**4.2.1 Separation of  $\text{O}_2$  from air.** With over 100 million tons produced annually,  $\text{O}_2$  is one of the most widely used commodity chemicals in the world. Its separation from air is carried out industrially on a massive scale. In recent years, the need for supplies of pure  $\text{O}_2$  has risen acutely, mainly because of the increasing practice of oxyfuel combustion as a means of liberating high-purity  $\text{CO}_2$  emissions in concentrated form from fossil fuel fired power stations.<sup>97–99</sup> A concise description of the practice and benefits of oxyfuel combustion as a means of generating high-purity  $\text{CO}_2$  for storage (sequestration) is described by Fennell *et al.*<sup>4</sup> (see p. 140 of ref. 4).

Long and co-workers<sup>98,99</sup> designed a MOF –  $\text{Cr}_3(1,3,5\text{-benzenetricarboxylate})_2$  [designated  $\text{Cr}_3(\text{BTC})_2$ ] – which is highly selective (and reversible) in binding  $\text{O}_2$  from  $\text{O}_2/\text{N}_2$  mixtures. This work promises to replace the industrial (energy intensive) cryogenic distillation process.

**4.2.2 Synthesis of enantiopure organic products using homochiral MOFs.** So far as agrochemicals and pharmaceuticals are concerned, it is now mandatory to prepare enantiopure products. Whereas it did appear at one time that chiral zeolites or ALPO counterparts could be used for such purposes, it transpires that only a few of these materials are intrinsically chiral. Moreover, a crystallized form of any of these chiral zeolites gives rise, in general, to mixtures of both the “right-handed” and “left-handed” enantiomorphous forms of the chiral solid.<sup>100</sup> Since it is now readily possible to prepare a range of homochiral MOFs, thanks to the early work of Seo *et al.*<sup>101</sup> and others,<sup>102</sup> it is possible to use these materials as SSHCs to catalyse the synthesis of such products as  $\beta$ -lactams,





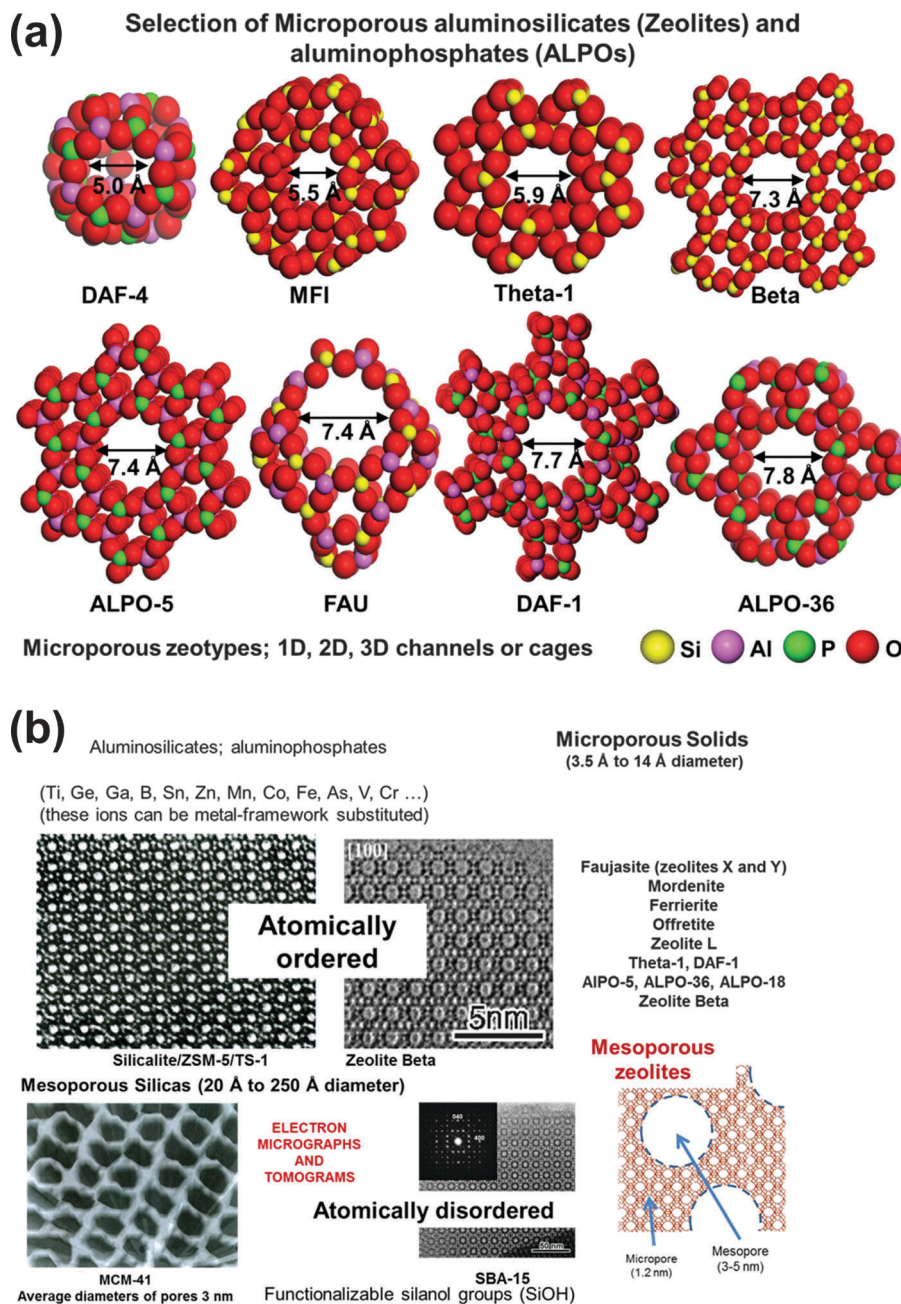


Fig. 18 (a) Examples of structural features of microporous zeolites and ALPOs, and (b) a selection of electron micrographs, an electron tomogram and schematic illustration of various kinds of microporous and mesoporous solids used to create SSHCs.

which continue to be in great demand as antibiotics. An elegant example of such work is described by Xu *et al.*<sup>103</sup> These workers selected an enantiopure ligand (composed of proline units) to impart homochirality on the well-known HKUST MOF (shown in Fig. 19). In similar mode, Cui and co-workers<sup>104</sup> utilized a homochiral MOF as an efficient means of effecting asymmetric cyanohydrin syntheses, entailing the cyanation of aldehydes using an appropriate MOF as a SSHC.

**4.2.3 Mixed-metal MOFs for Lewis acid catalysis and tandem C–C bond formation, as well as alcohol oxidation.** Using the MOF structures depicted in Fig. 20, Clarke, Wright and

co-workers have taken full advantage of the opportunities that these open structures offer to prepare, optimize and apply crystallographically well-defined SSHCs.<sup>68</sup> These MOFs have built-in coordinatively unsaturated active centres, as shown at the left in Fig. 20. This structure, which represents a cluster of coordinatively unsaturated Cr sites (labelled CUS) in the MOF known as MIL-101, has been studied as SSHCs by Kholdeeva *et al.*<sup>105</sup> and shown to be effective in the solvent-free selective catalytic oxidation of hydrocarbons (such as cyclohexane) with green oxidants such as O<sub>2</sub> and *tert*-butylhydroperoxide under mild conditions (*ca.* 70 °C and 1 atm of O<sub>2</sub>).



## Metal organic frameworks (MOFs)

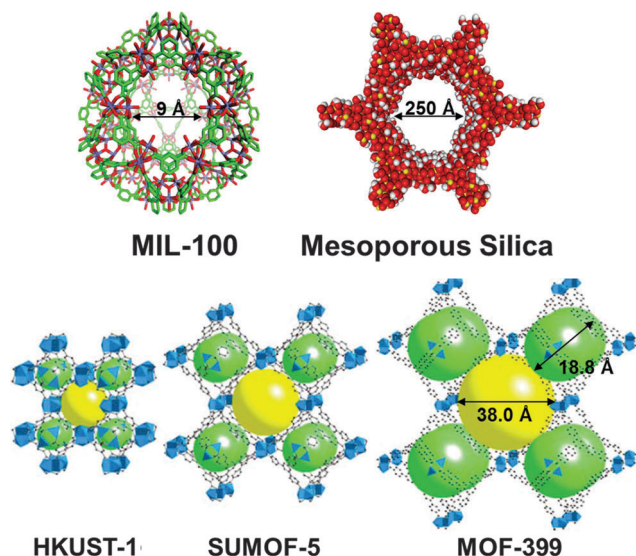


Fig. 19 A selection of MOFs (and a mesoporous silica). HKUST ≡ Hong Kong University of Science and Technology; SUMOF ≡ Stockholm University Metal–organic framework; MIL ≡ Institut Lavoisier.

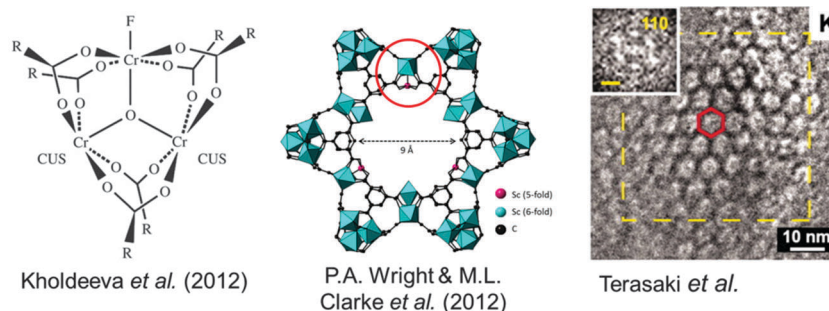
In the work of Wright, Clarke *et al.*,<sup>68</sup> the performance of a scandium ion-substituted MOF has been investigated in several Lewis acid catalysed reactions that are of great importance in organic synthesis. The circled region of the MOF structure shown in the top of the centre drawing of Fig. 20 constitutes a coordinatively unsaturated Sc<sup>III</sup> ion that is part of the organic framework. (At this juncture it is relevant to recall that, in homogeneous solution, scandium triflate is a very powerful Lewis acid catalyst, the discovery of which<sup>106</sup> led to major advances in the application of Lewis acid catalysis in organic

synthesis, even in the presence of water). Wright, Clarke and co-workers<sup>68</sup> have convincingly demonstrated that the Sc<sup>III</sup> single-site catalytic centre in their MIL-type MOF solids are exceptionally good for the following reactions:

- intermolecular carbonyl-ene reactions of nucleophilic alkenes and electron-poor aldehydes;
- Friedel–Crafts type Michael addition between electron-rich heterocycles and electron-deficient alkenes; and
- ketamine and aldimine formation.

In other words, this Sc<sup>III</sup>-form of the MIL-type MOF is an effective means of catalysing the formation of C–C and C=N bonds, which is of vital importance in synthetic organic chemistry. This Sc<sup>III</sup> substituted MIL-type MOF is a paradigm of SSHCs.

**4.2.4 Cascade reactions with a Lewis-acid single-site heterogeneous catalyst.** When a Ti<sup>IV</sup> ion is incorporated into the framework of a microporous aluminophosphate (ALPO-5; see Fig. 21 for the 3D structure of the framework), the resulting material (TAPO-5; Fig. 21) not only has Lewis acidity, but also has weak Brønsted acid activity, as evidenced by the fact that the solid readily converts methanol by catalytic dehydration to dimethylether and also releases nascent oxygen from H<sub>2</sub>O<sub>2</sub> (see Fig. 6). This bifunctionality makes it possible to carry out a cascade of catalysed reactions in “one-pot” using the TAPO-5 catalyst. And, as mentioned earlier (see the beginning of Section 4), one-pot (cascade) reactions are of increasing importance industrially because they constitute an efficient means of carrying out organic syntheses (in particular) and other useful transformations. It is estimated that, at present, about 80% of the cost of most chemical manufacturing processes arises from the separation of products from the reaction mixture. In multi-step processes, which are of special value in the manufacture of fine chemicals and also increasingly a central feature of natural product and enzymatic chemistry, the costs involved in successive separations are frequently extortionate.



### Homogeneous Sc triflate; a powerful Lewis acid, even in presence of water

#### Organic Synthesis Involving C–C and C=N Formation. Carbonyl-Ene Intermolecular Reactions Using Sc<sup>III</sup> Single-Site Lewis Acid Catalyst

#### Sn (Lewis acid single sites); Davis, Taarning, Corma *et al.*

Fig. 20 Metal–organic-frameworks, shown schematically here (left and centre), and in an electron micrograph (right), are ideal solids for the creation of SSHCs. In the centre, a coordinatively unsaturated Sc<sup>III</sup> ion is the single isolated site, which is an ideal Lewis acid catalyst for the formation of a variety of C–C and C=N bonds in organic synthetic chemistry. (After Clarke, Wright and co-workers<sup>68</sup>). The high-resolution electron micrograph on the right, taken by O. Terasaki, illustrates the openness of the MOF structure and the consequential ease with which reactants can reach the active sites in this nanoporous structure.





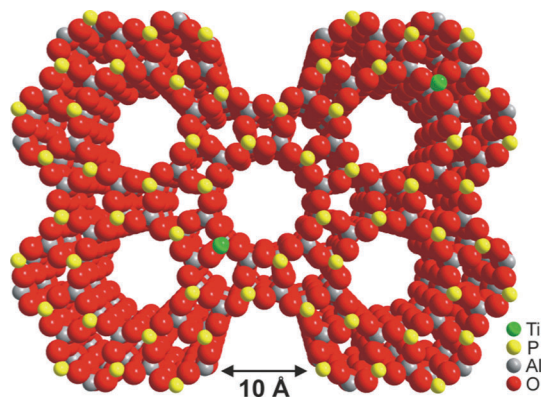


Fig. 21 The structure of TAPO-5, which is based on the ALPO-5 framework but with  $\text{Ti}^{\text{IV}}$  ions (represented in green) substituted into the framework.

We carried out<sup>107</sup> a laboratory-scale set of cascade reactions using TAPO-5 to catalyse the conversion of cyclohexene to adipic acid by  $\text{H}_2\text{O}_2$ . In this system, several distinct processes are all catalysed at the same active site (a  $\text{Ti}^{\text{IV}}$  ion in tetrahedral coordination): epoxide production followed by the formation of *cis*- and *trans*-diols, a keto-alcohol and so forth, ultimately producing adipic acid (see Fig. 22). From the results of parallel  $^{13}\text{C}$  and  $^1\text{H}$  NMR studies and GC-MS analysis conducted during the course of the catalytic conversion of cyclohexene (1) to adipic acid (2) in the presence of the catalyst TAPO-5, and from additional analytical measurements (starting from some of the identified intermediates 3 and 4), we concluded that the mechanistic pathway from 1 to 2 is as shown in Fig. 22.

The key point here is that the active site in TAPO-5, just as the catalytically active site in Rubisco (see Section 2.2), functions for several different reactions. This synthesis of adipic acid is solvent-free, but the yield of the acid is not as high as in other methods of benign synthesis in which either *n*-hexane<sup>90</sup> or *c*-hexane<sup>91,108</sup> are converted to adipic acid using  $\text{O}_2$  as the oxidant and using other transition metal framework-substituted ALPOs as the shape-selective single-site catalysts.

### 4.3 Other variants and applications of single-site heterogeneous catalysts

As described fully elsewhere<sup>31</sup> several other examples of SSHCs are of use both in effecting environmentally benign processes and also enantioselective ones. Here we focus on the former.

**4.3.1 Nanocluster single-site catalysts.** Whereas nanoparticles of metals (in the size range of 3 to 10 nm) supported on various oxides possess high catalytic activity – see, in particular, the work of Sinfelt,<sup>109</sup> Haruta<sup>110</sup> and others<sup>111,112</sup> – even smaller aggregates of atoms, *i.e.* clusters ranging from a few to some 20 or so individual atoms supported on high-area oxidic (predominantly mesoporous siliceous) supports, exhibit exceptional catalytic activity and selectivity, especially in hydrogenation reactions.<sup>113,114</sup> In a sense, these catalysts<sup>115</sup> are an intermediate form of the single-atom metal catalysts described in Section 4.1 and the nanoparticle metal catalysts mentioned above. The clusters are sub-nanometre in size and are generally produced as bimetallic entities – the bimetallics are much more active than the individual metals<sup>116</sup> – by first forming precursor, organometallic bimetallic carbonylates [*e.g.*  $(\text{Ru}_6\text{Pd}_6(\text{CO})_{24})^{2-}$ ] which, on gentle heating after sequestering them on to the internal area of mesoporous silica, yield monodispersed bimetallic clusters (in the above example,  $\text{Ru}_6\text{Pd}_6$ ) spatially well-separated from one another (Fig. 23). This is how nanoclusters of  $\text{Ru}_{10}\text{Pt}_2$ ,  $\text{Ru}_5\text{Pt}$  and  $\text{Ru}_6\text{Sn}$  were prepared.<sup>31</sup>

In describing the exceptional performance of these nanocluster catalysts – for example, they are capable of effectively hydrogenating muconic acid (from biological sources) to adipic acid (*i.e.* converting compounds 1 and 3 in Fig. 24 to compound 2) – for the purposes of quantitatively expressing their catalytic activity, each of the clusters is regarded as a single site. If it actually transpires that only one or two of the atoms in the cluster are the locus of the catalytic activity, it simply means that the observed catalytic performance is even greater than originally calculated. Thus, a nanocluster of  $n$  atoms will be more active by a factor of  $n$  or  $n/2$ , respectively.

### 4.4 Summarizing examples of single-site heterogeneous catalysts (SSHCs)

So far as single-atom heterogeneous catalysts are concerned, their discovery augurs well for the future efficient use of platinum group metals (especially Pt, Pd, Rh and Ir). If, as seems possible from what we have described in Section 4.1, they can be routinely prepared in a thermally stable form, they can be used, in association with supports composed of earth-abundant elements such as C, N, O, Mg, Al, Si, P and Fe, as relatively inexpensive but very powerful catalysts for numerous industrial production and energy-releasing processes. In this regard, nanoporous  $\text{C}_3\text{N}_4$  (see Fig. 16) is an ideal support since

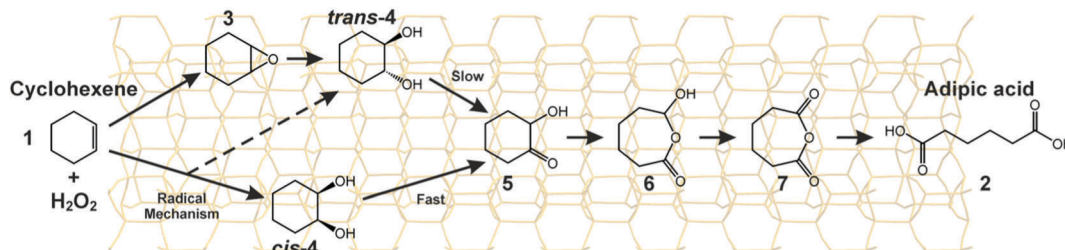


Fig. 22 The mechanism of the conversion of cyclohexene to adipic acid using  $\text{H}_2\text{O}_2$  and a TAPO-5 catalyst (the structure of the catalyst is depicted in the background).<sup>107</sup>








Fig. 23 A series of illustrations taken from an electron tomographic study<sup>117</sup> of mesoporous silica in which nanoclusters (shown in red) of Pt<sub>10</sub>Ru<sub>2</sub> are distributed within the mesopores. Each of the slices (1, 2 and 3) is 10 nm thick. (Thomas and Midgley, unpublished work).

its structure renders surface diffusion of the single atom improbable.

The SSHCs described in Sections 4.2 and 4.3 (and in Table 5 below) are, in the main, also composed of earth-abundant elements. We know that SSHCs are especially useful in the field of biomass conversion, especially for the sugars that can be readily manufactured from biomass through metabolic engineering.<sup>86,119</sup> (According to Keasling,<sup>53</sup> metabolic engineering is a procedure that rivals, and is potentially capable of eclipsing, synthetic organic chemistry.) For example, sugars derived from biomass can be transformed with one or more species of micro-organism to form, not just C<sub>3</sub> or C<sub>4</sub> alcohols (like iso-butanol, for instance), but also C<sub>5</sub>, C<sub>6</sub> and higher alcohols. These alcohols can be readily dehydrated catalytically, using a SSHC such as H<sup>+</sup>-ZSM-5 of the appropriate Si/Al ratio (compare Fig. 7, above).

In turn, the resulting olefins can again, using appropriate SSHCs, be oligomerized or polymerized. And subsequent hydrogenation of these molecules can lead to the clean production of various kinds of transportation fuels that are sulphur-free.

Davis<sup>120</sup> has recently shown how several Brønsted acid and Lewis acid SSHCs offer scope for the synthesis of commodity polymers from biomass. The dehydration of lactic acid, for example, opens up new routes to acrylic acid and acrylonitrile, and also to another novel way of generating (from renewable sources)

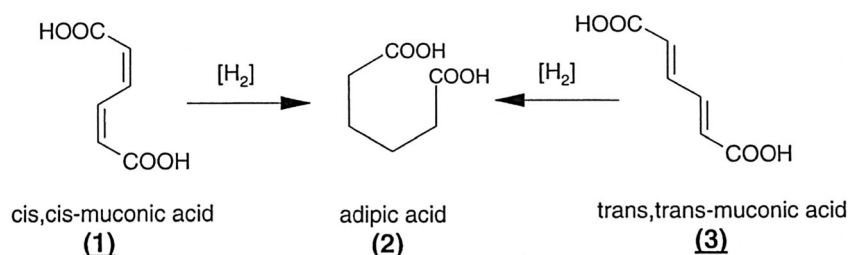


Fig. 24 Examples of transformations effected by nanocluster single-site catalysts, as discussed in the text.<sup>118</sup>

Table 5 Examples of SSHCs developed for environmentally benign processes (laboratory and pilot-plant examples). Examples 2, 3, 4 and 5 (asterisked) are either already commercialized or in the process of being commercialized

1	Amoxidation of cyclohexanone (active sites are Mn <sup>III</sup> or Co <sup>III</sup> ions) in microporous aluminophosphates (ALPOs)
2*	Beckmann rearrangement of cyclohexanone oxime to $\epsilon$ -caprolactam (ALPOs)
3*	Selective isomerization of (a) butenes to 2-methylpropene and * (b) subsequently its reaction with methanol to yield methyl tertiary butyl ether (MTBE), a gasoline additive, using Theta-1 catalyst
4*	Anchored organometallic complexes (on mesoporous silica) for a range of hydrogenations, chiral allylic aminations and synthesis of pharmaceutically active products
5*	Synthesis of gasoline (and H <sub>2</sub> ) from propane and butane using a Ga framework-substituted zeolite
6	Terminal selective oxidation (in O <sub>2</sub> ) of dodecane and several other <i>n</i> -alkanes at Mn <sup>III</sup> or Co <sup>III</sup> substitutional sites in ALPOs: (i) <i>n</i> -hexane to <i>n</i> -hexanoic acid, and (ii) <i>n</i> -hexane to adipic acid
7	Aerobic, shape-selective oxidation of cyclohexane to adipic acid
8	Bayer–Villiger conversions of cyclic ketones to lactones using Mn <sup>III</sup> in ALPO or Sn <sup>IV</sup> single sites in silicalite
9	Conversion of bioethanol to ethene at low temperatures using DAF-4 (a chabazite related microporous acidic catalyst containing Co <sup>II</sup> active centres)
10	Conversion of methanol to ethene and propene using Mg <sup>II</sup> or Mn <sup>II</sup> framework-substituted ALPO-18 microporous solids
11	Formation of niacin (vitamin B <sub>3</sub> ) from nicotine or 3-picoline in the presence of Mn <sup>III</sup> ALPO-5 catalyst
12	Benign selective oxidation of toluene to either benzyl alcohol or benzaldehyde or benzoic acid (depending on the reaction conditions)
13	Epoxidation of renewable fatty acid methyl esters (from natural oils) and terpenes (using Ti <sup>IV</sup> or Nb <sup>V</sup> -centred active sites in mesoporous silica)
14	Nanocluster bimetallic catalysts, anchored in mesoporous silica, for a wide range of selective hydrogenations and syntheses of key organic compounds (e.g. adipic acid from corn products)



polyethylene furanoate, echoing some of the issues that we discussed in Section 3.

Recently, Davis has also advanced<sup>121</sup> the use of tandem catalysis with the aim of converting biomass-derived hexoses and pentoses to industrially important platform chemicals (such as C<sub>2</sub>, C<sub>3</sub> and C<sub>4</sub>  $\alpha$ -hydroxy carboxylic acids). Specifically, by combining known catalysts (*e.g.* molybdenum oxide or molybdate species) for retro-aldol reactions with solid Lewis acid materials (*e.g.* the tin-containing zeotypes Sn-MFI and Sn-Beta) that are known to catalyse 1,2-intramolecular hydride shifts, he has demonstrated that ketohexoses can be converted to lactic acid and alkyl lactates at significantly lower temperature (*ca.* 100 °C) than the hitherto best reported catalysts (which operate above *ca.* 160 °C). The advantages of operating at such reduced temperatures include significantly lower catalyst deactivation.

There are many other novel examples of SSHCs of a kind not hitherto elaborated in this review. Thus, the work of Marks and co-workers<sup>122</sup> describes single-site d<sup>0</sup> heterogeneous arene hydrogenation catalysts, derived from the precatalyst ( $\eta^5$ -C<sub>5</sub>H<sub>5</sub>)<sub>2</sub>ZrR<sub>2</sub> (R = H, CH<sub>3</sub>) and adsorbed on Brønsted superacidic sulphated alumina. (It is relevant to note that the well-known Phillips catalyst, CrO<sub>3</sub>, which has been used over the last half century to produce 50 different types of polyethylene and is the catalyst nowadays used to generate 40% to 50% of all high-density polyethylene,<sup>123</sup> is a classic example of a SSHC – see ref. 124). Table 5 enumerates examples, developed mainly in the laboratory of one of us (JMT), that illustrate the industrial and laboratory-scale viability of many different kinds of SSHCs. This Table shows that the concept of SSHCs, as described previously,<sup>16,31,86,114</sup> leads to a strategy for the design of many new catalysts of practical importance.

## 5. Envoi

This perspective article has focused almost exclusively on thermally activated catalytic processes that are of vital importance in the chemical industry, not only in the context of producing new materials, but also in regard to energy releasing conversions. Although we have made many references to renewable sources of energy, comparatively little has been said about the field of solar energy and its relevance to the generation of solar fuels. We have, however, given an analysis of how CO<sub>2</sub> may be used as a feedstock, that has led to a significant advance in the solar-assisted algal production of ethanol. It is of interest to note that, very recently,<sup>125</sup> engineers have been engaged in the establishment of zero – or even surplus – energy buildings as part of the goal to achieve sustainable architecture (it is estimated that some 40% of all fossil fuels are utilized in heating homes and other buildings). An apartment block in Hamburg in Germany has been built that uses microalgae placed within the façade to generate heat and biomass. We have also hinted (Section 2.2) that, one day, an appropriately genetically modified (Rubisco-like) carboxylase may be able to process anthropogenic CO<sub>2</sub> and convert it to useful products.

Members of the Solar Fuel Network (SFN) and other individuals and organizations are dedicated to the photocatalytic production

of useful chemicals such as CH<sub>4</sub>, CH<sub>3</sub>OH and HCOOH by the photoreduction of CO<sub>2</sub>. A comprehensive review (up to 2012) of the use of various kinds of Ti-containing substances has been given by Dhakshinamoorthy *et al.*<sup>3</sup> They conclude that the current average productivity value of the best TiO<sub>2</sub>-based photocatalysts is about 100  $\mu\text{mol g}^{-1} \text{h}^{-1}$  of catalyst with sunlight. They also emphasize the need to increase this productivity by orders of magnitude, a fact also emphasized in a short review by one of us in 2014.<sup>126</sup> In the main, the solar fuels community has concentrated most of its efforts on improving the efficiency of the hydrogen evolution reaction (HER), by employing solar light to drive a photoelectrochemical cell typified by the set-up: TiO<sub>2</sub>-Ti-pn<sup>+</sup>Si as photocathode. Striking advances have been made recently, as described by Chorkendorff and co-workers,<sup>10,127,128</sup> in substituting new materials, such as MoS<sub>2</sub> and Ni<sub>2</sub>P, each of which may well prove nearly as effective as Pt as the “best” HER catalyst. These workers also examined<sup>128</sup> the viability of using ultra-low loadings of Pt in photoelectrochemical H<sub>2</sub> evolution (with the TiO<sub>2</sub>-Ti-pn<sup>+</sup>Si photocathode described above), and estimated that, if 30% of the world’s current annual production of Pt could be used in such H<sub>2</sub> evolution catalysts (with a loading of 100 ng cm<sup>-2</sup> and a current density of 10 mA cm<sup>-2</sup>), 1 TW of H<sub>2</sub> production could be achieved.

At the recent SFN Symposium in London (July 2015), Gray and others urged those working on the generation of solar fuels to concentrate more on using CO<sub>2</sub>, rather than H<sub>2</sub>O, as the material for the production of useful fuels. In this connection, the recent work of Ozin and co-workers in Toronto merits attention. They use the non-stoichiometric In<sub>2</sub>O<sub>3-x</sub>(OH)<sub>y</sub> material for the photoconversion of CO<sub>2</sub> to CO – see Fig. 25.<sup>129</sup> As pointed out by Ozin,<sup>130</sup> an attractive feature of the photocatalytic conversion of CO<sub>2</sub> to CH<sub>4</sub> is that, if successful on a large scale, the current practice of blending H<sub>2</sub> with natural gas can be replaced by the much safer and utilitarian blending of sunlight-derived CH<sub>4</sub> with the natural gas grid. As mentioned in Section 2, this strategy, if and when successful, would ultimately stabilize the amount of CO<sub>2</sub> in the Earth’s atmosphere (CO<sub>2</sub> → CH<sub>4</sub> → CO<sub>2</sub> → CH<sub>4</sub>, *etc.*).

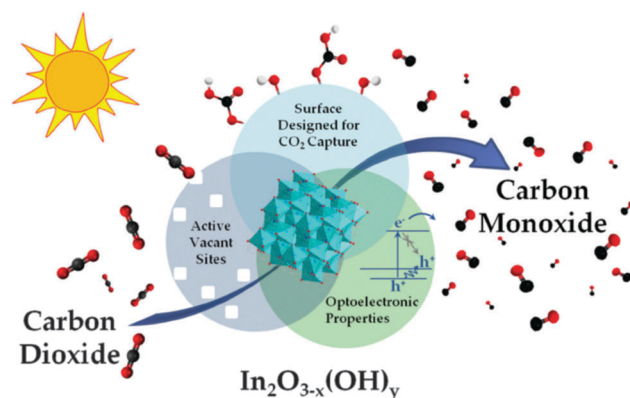


Fig. 25 Schematic illustration of key materials attributes of In<sub>2</sub>O<sub>3-x</sub>(OH)<sub>y</sub> nanocrystals that give rise to their activity towards photocatalytic reduction of CO<sub>2</sub> to CO in an environment containing H<sub>2</sub>. (After Hoch *et al.*<sup>129</sup>).



In another direction, aimed at artificial photosynthesis, Bell has emphasized the advantages of producing alcohols by photo/electrochemical conversion of CO<sub>2</sub> and water, motivated by the advantages of such products in terms of high energy density and high market value per unit energy input. Nevertheless, a number of major challenges must be overcome, including high membrane fuel-crossover losses, low product selectivity and high cost of product separation. Very recently, however, he has proposed<sup>131</sup> a viable scheme for direct synthesis of almost pure ethanol by artificial photosynthesis, which is associated with minimal product crossover (phase separation of the ethanol, which is produced in a saturated salt electrolyte, is readily achieved using a microemulsion). It is argued that the annual rate of production of ethanol using this artificial photosynthesis system under reasonable operating conditions would correspond to 7% of the industrial ethanol capacity of California. A detailed analysis of the thermodynamics of such systems for solar-driven electrochemical conversion of CO<sub>2</sub> to transportation fuels, and an assessment of their realistic efficiency limits, has been reported.<sup>132</sup>

In none of the examples of new or improved catalysts mentioned above have we made reference to the importance of Life Cycle Analysis (LCA). We surmise that, in the future, LCA will be mandatory in assessing the merits of a new catalyst to look, not only at its chemical performance, but also at its impact on the environment such as its carbon footprint. An early example of the application of LCA is contained in the work of Luo *et al.*<sup>133</sup> on greenhouse gas emissions for an ethanol production process based on blue-green algae, as described in Section 2.1 above. Very recently, Edwards and co-workers<sup>134</sup> have used the so-called Catalyst Selectivity Index (CSI) as a metric to assess the impact of catalyst efficiency enhancement upon energy and CO<sub>2</sub> footprints, and we anticipate that the concept of CSI will also assume an increasingly significant role in the future. It is also relevant here to emphasize the importance, from both fundamental and applied perspectives, of fully optimizing catalytic processes, both *via* detailed thermodynamic analysis (see, for example, the work of Xiao and co-workers<sup>135</sup>) and *via* the application of multi-technique studies in the development of optimized catalyst materials (see, for example, the recent work of Edwards and co-workers<sup>136</sup>). However, increasingly, such optimization must also take into consideration the implications with regard to environmental issues, of the type facilitated by LCA and CSI.

The general picture constructed in the mind of non-specialists looking in at the present, confusing scene in renewable energy is a rather enigmatic one. Whilst, on the one hand, there are some encouraging signs that the human race will cope satisfactorily with the energy needs of the future, by utilizing currently available know-how, from wind, water and sunshine – see Jacobson *et al.*<sup>41</sup> and Herron *et al.*<sup>137</sup> – there are numerous detailed, current reports in which it is implied that, even as late as 2030, the reliance that humans will be placing on non-renewable sources of energy, such as coal, oil and natural gas, will still be a high percentage of all possible, utilizable energy. Reference to the energy outlooks published recently by Exxon Mobil, by BP and by Shell, reveals that over 80% of all transport fuel in 2030 will, it is estimated,

be derived from oil. Yet, many prominent experts and members of the public, as well as the 2015 UN Climate Change Conference in Paris (COP-21), are calling for an ultimate ban on the use of fossil fuels. As stated earlier, however, real prospects exist for processing non-renewable feedstocks such as natural gas in a cleaner and more efficient fashion. But, if the UN target of holding the increase in Earth's temperature to less than 2 °C is to be achieved, more drastic action may be required.<sup>138</sup> Stabilizing the total amount of CO<sub>2</sub> in the atmosphere (by burning CH<sub>4</sub> generated by photo-reduction of anthropogenic CO<sub>2</sub>) may not be sufficient, and to reduce the total amount of CO<sub>2</sub> will require a “negative carbon” policy. Not only may there be a need to abandon the use of fossil fuels, but strict political action involving imposition of carbon prices may need to be implemented.

In 2009, former U.S. Vice-President Al Gore called for the progressive abandonment of fossil fuel sources. In early August 2015, President Obama announced his *Clean Power Plan*, an audacious political step to wean the USA off coal. In 2014, the USA's consumption of coal was 453 million metric tons of oil equivalent, in comparison to those of the UK, Russia and Germany of 29, 85 and 77 million metric tons of oil equivalent, respectively. For China, however, the usage was 1962 million metric tons of oil equivalent.<sup>139</sup> In line with these aims and aspirations, it is gratifying to see the significant progress recently made using concentrated solar furnaces. Soon there will be solar plants generating 200 MW to 300 MW of power.<sup>140</sup> It has recently been reported<sup>141</sup> that the world's largest concentrated power plant, powered by the Saharan sun, is in the process of completion outside the Moroccan city of Quazazate.

Clearly, world agreement is needed (exemplified by the agreement of over 180 countries achieved at the 2015 Paris UN Climate Change Conference) if, indeed, coal (and other fossil fuels) are to be abandoned as sources of energy and materials. As described in Section 2.4 above, China's highly successful MTO and DMTO plants – with a total capacity of 15 M ton year<sup>-1</sup> of ethylene and propylene – all use coal to generate the syngas for the formation of the methanol feedstock. Expert judges surmise that, by 2030, China may well have in operation some 200 such coal-based MTO and DMTO plants, unless political action is taken to switch to other sources of carbon, such as biomass.<sup>142,143</sup>

As we have described in Section 2.2 above, there are several promising options already available, or on the horizon, for the massive conversion of anthropogenic CO<sub>2</sub>, and one can only hope that these, and others yet to be discovered, will hold sway. Reducing the amount of atmospheric CO<sub>2</sub>, while also increasing the production of energy, are the key drivers of future action. And catalysts, new and old, will figure eminently in this endeavour.

## Acknowledgements

We thank the Kohn Foundation for supporting the work of JMT and EPSRC for supporting the work of KDMH. We also appreciate helpful discussions with M. Atkins, A. T. Bell, A. Brown, R. R. Chance, L. Di Marco, M. Flytzani-Stephanopoulos,





M. Kanan and G. A. Ozin. We thank Andrew Williams and Yating Zhou for help in preparing some of the figures.

## References

- 1 A. Brown, Upstream International Director, Royal Dutch Shell plc. Remarks made at a lecture in the University of Cambridge, 29 October 2015.
- 2 This view is also held by other multinational oil companies, and is implied in several of their energy outlooks – see BP Energy Outlook (2014) and “Technology Roadmap”, International Energy Agency, Dechema (2013).
- 3 A. Dhakshinamoorthy, S. Navalon, C. Corma and H. Garcia, *Energy Environ. Sci.*, 2012, **5**, 9217–9233.
- 4 M. E. Boot-Handford, J. C. Abanades, E. J. Anthony, M. J. Blunt, S. Brandani, N. MacDowell, J. R. Fernández, M.-C. Ferrari, R. Gross, J. P. Hallett, R. S. Haszeldine, P. Heptonstall, A. Lyngfelt, Z. Makuch, E. Mangano, R. T. J. Porter, M. Pourkashanian, G. T. Rochelle, N. Shah, J. G. Yao and P. S. Fennell, *Energy Environ. Sci.*, 2014, **7**, 130–189.
- 5 C. T. Campbell, *Nature*, 2004, **432**, 282–283.
- 6 K. Reuter, D. Frenkel and M. Scheffler, *Phys. Rev. Lett.*, 2004, **93**, 116105.
- 7 J. K. Nørskov, T. Bligaard and J. Kleis, *Science*, 2009, **324**, 1655–1656.
- 8 J. K. Nørskov, T. Bligaard, J. Rossmeisl and C. H. Christensen, *Nat. Chem.*, 2009, **1**, 37–46.
- 9 B. Hinnemann, P. G. Moses, J. Bonde, K. P. Jørgensen, J. H. Nielsen, S. Horch, I. Chorkendorff and J. K. Nørskov, *J. Am. Chem. Soc.*, 2005, **127**, 5308–5309.
- 10 P. C. K. Vesborg, B. Seger and I. Chorkendorff, *J. Phys. Chem. Lett.*, 2015, **6**, 951–957.
- 11 R. A. van Santen and M. Neurock, *Molecular Heterogeneous Catalysis: A Conceptual and Computational Approach*, Wiley-VCH, 2006.
- 12 Z. Jiang, T. Xiao, V. L. Kuznetsov and P. P. Edwards, *Philos. Trans. R. Soc., A*, 2010, **368**, 3343–3364.
- 13 G. Centi, E. A. Quadrelli and S. Perathoner, *Energy Environ. Sci.*, 2013, **6**, 1711–1731.
- 14 M. Aresta, A. Dibenedetto and A. Angelini, *Chem. Rev.*, 2014, **114**, 1709–1742.
- 15 J. M. Thomas, *ChemSusChem*, 2014, **7**, 1802–1831.
- 16 J. M. Thomas and W. J. Thomas, *Principles and Practice of Heterogeneous Catalysis*, Wiley-VCH, Weinheim, 2nd edn, 2015, ch. 9.
- 17 C. Ampelli, S. Perathoner and G. Centi, *Philos. Trans. R. Soc., A*, 2015, **373**, 20140177.
- 18 G. Centi and S. Perathoner, *Catal. Today*, 2009, **148**, 191–205.
- 19 E. A. Quadrelli, G. Centi, J.-L. Duplan and S. Perathoner, *ChemSusChem*, 2011, **4**, 1194–1215.
- 20 G. Centi and S. Perathoner, in *The Chemical Element: Chemistry's Contribution to our Global Future*, ed. J. Garcia-Martinez and E. Serrano Torregrosa, Wiley-VCH, Weinheim, 2011, pp. 269–307.
- 21 M. Aresta and A. Dibenedetto, *Dalton Trans.*, 2007, 2975–2992.
- 22 M. Mikkelsen, M. Jørgensen and F. C. Krebs, *Energy Environ. Sci.*, 2010, **3**, 43–81.
- 23 M. Aresta, *CO<sub>2</sub> as a Chemical Feedstock*, Wiley-VCH, Weinheim, 2010.
- 24 R. Schlögl, *Angew. Chem., Int. Ed.*, 2015, **54**, 4436–4439.
- 25 H. Michel, *Angew. Chem., Int. Ed.*, 2012, **51**, 2516–2518.
- 26 R. R. Chance, private communication to JMT, June 2015.
- 27 L. S. von Borzyskowski, R. G. Rosenthal and T. J. Erb, *J. Biotechnol.*, 2013, **168**, 243–251.
- 28 M. Kanan, private communication to JMT, 25 June 2015 and 8 July 2015.
- 29 M.-D. Deng and J. R. Coleman, *Appl. Environ. Microbiol.*, 1999, **65**, 523–528; See also: R. P. Woods, J. R. Coleman and M. D. Deng, *US Pat.*, 6,306,639, 2001; R. P. Woods, J. R. Coleman and M. D. Deng, *US Pat.*, 6,699,696, 2004.
- 30 R. P. Lively, P. Sharma, B. A. McCool, J. Beaudry-Losique, D. Luo, V. M. Thomas, M. Realff and R. R. Chance, *Biofuels, Bioprod. Biorefin.*, 2015, **9**, 72–81.
- 31 J. M. Thomas, *Design and Application of Single-Site Heterogeneous Catalysts: Contributions to Green Chemistry, Clean Technology and Sustainability*, Imperial College Press, London & Singapore, 2010.
- 32 M. E. Potter, M. E. Cholerton, J. Kezina, R. Bounds, M. Carravetta, M. Manzoli, E. Gianotti, M. Lefenfeld and R. Raja, *ACS Catal.*, 2014, **4**, 4161–4169.
- 33 T. J. Erb, *Appl. Environ. Microbiol.*, 2011, **77**, 8466–8477.
- 34 T. J. Erb, B. S. Evans, K. Cho, B. P. Warlick, J. Sriram, B. M. Wood, H. J. Imker, J. V. Sweedler, F. R. Tabita and J. A. Gerlt, *Nature Chem. Biol.*, 2012, **8**, 926–932. See also S. Everts, *C&E News*, 6 July 2015, p. 13.
- 35 A. J. J. E. Eerhart, A. P. C. Faaij and M. K. Patel, *Energy Environ. Sci.*, 2012, **5**, 6407–6422.
- 36 H.-J. Freund, private communication to JMT, 11 August 2015.
- 37 G. A. Olah, A. Goepfert and G. K. S. Prakash, *J. Org. Chem.*, 2009, **74**, 487–498.
- 38 G. A. Olah, A. Goepfert and G. K. S. Prakash, *Beyond Oil and Gas: The Methanol Economy*, Wiley-VCH, 2nd edn, 2011.
- 39 G. A. Olah, *Angew. Chem., Int. Ed.*, 2013, **52**, 104–107.
- 40 M. Z. Jacobson and M. A. Delucchi, *Sci. Am.*, 2009, **301**, 58–65.
- 41 M. Z. Jacobson, M. A. Delucchi, G. Bazouin, Z. A. F. Bauer, C. C. Heavey, E. Fisher, S. B. Morris, D. J. Y. Piekutowski, T. A. Vencill and T. W. Yeskoo, *Energy Environ. Sci.*, 2015, **8**, 2093–2117.
- 42 M. Atkins (of BP), presentation at Satellite Meeting on Catalysis, Royal Society Discussion, June 2015.
- 43 P. Tian, Y. Wei, M. Ye and Z. Liu, *ACS Catal.*, 2015, **5**, 1922–1938.
- 44 Energy Technology Perspective produced by the International Energy Agency, Dechema and the International Council of Chemical Associations, 2013.
- 45 Remarks by D. G. Nocera at the Solar Fuels Network meeting in the Royal Society, London, 8 July 2015.



- 46 K. Otsuka, Y. Shigeta and S. Takenaka, *Int. J. Hydrogen Energy*, 2002, **27**, 11–18.
- 47 P. Gallezot, *Top. Catal.*, 2010, **53**, 1209–1213.
- 48 R. D. Cortright, R. R. Davda and J. A. Dumesic, *Nature*, 2002, **418**, 964–967.
- 49 J. N. Chheda, G. W. Huber and J. A. Dumesic, *Angew. Chem., Int. Ed.*, 2007, **46**, 7164–7183.
- 50 C.-J. Jia, Y. Liu, W. Schmidt, A.-H. Lu and F. Schüth, *J. Catal.*, 2010, **269**, 71–79.
- 51 J. M. Thomas and R. Raja, *Proc. Natl. Acad. Sci. U. S. A.*, 2005, **102**, 13732–13736.
- 52 J. Langanke, A. Wolf, J. Hofmann, K. Böhm, M. A. Subhani, T. E. Müller, W. Leitner and C. Gürtler, *Green Chem.*, 2014, **16**, 1865–1870.
- 53 J. D. Keasling, *Nature*, 2012, **492**, 188.
- 54 S. Bastian, X. Liu, J. T. Meyerowitz, C. D. Snow, M. M. Y. Chen and F. H. Arnold, *Metab. Eng.*, 2011, **13**, 345–352.
- 55 F. Malpartida and D. A. Hopwood, *Nature*, 1984, **309**, 462–464.
- 56 W. Leitner, private communication to JMT, 22 July 2015.
- 57 *Sustainable Industrial Chemistry*, ed. F. Cavani, G. Centi, S. Perathoner and F. Trifiro, Wiley-VCH, Weinheim, 2009.
- 58 *Catalysis from Principles to Application*, ed. M. Beller, A. Renken and R. A. van Santen, Wiley-VCH, Weinheim, 2012.
- 59 *Materials Design and Chemistry of Environmentally Acceptable Catalysts*, ed. J. M. Thomas and P. L. Gai, *Ann. Rev. Mater. Sci.*, 2005, vol. 35, pp. 1–465. See especially the articles by Schüth, Hutchings, Iwasawa and Marchese.
- 60 J. M. Thomas and R. Raja, *Top. Catal.*, 2010, **53**, 848–858.
- 61 E. P. Ward, I. Arslan, P. A. Midgley, A. Bleloch and J. M. Thomas, *Chem. Commun.*, 2005, 5805–5807.
- 62 A. A. Herzing, C. J. Kiely, A. F. Carley, P. Landon and G. J. Hutchings, *Science*, 2008, **321**, 1331–1335.
- 63 K. T. Rim, D. Eom, L. Liu, E. Stolyarova, J. M. Raitano, S. W. Chan, M. Flytzani-Stephanopoulos and G. W. Flynn, *J. Phys. Chem. C*, 2009, **113**, 10198–10205.
- 64 J. H. Kwak, J. Z. Hu, D. Mei, C. W. Yi, D. H. Kim, C. H. F. Peden, L. F. Allard and J. Szanyi, *Science*, 2009, **325**, 1670–1673.
- 65 J. M. Thomas, R. Raja, P. L. Gai, H. Grönbeck and J. C. Hernandez-Garrido, *ChemCatChem*, 2010, **2**, 402–406.
- 66 J. M. Thomas, Z. Saghi and P. L. Gai, *Top. Catal.*, 2011, **54**, 588–594.
- 67 S. L. Wegener, T. J. Marks and P. C. Stair, *Acc. Chem. Res.*, 2012, **45**, 206–214.
- 68 L. Mitchell, B. Gonzalez-Santiago, J. P. S. Mowat, M. E. Gunn, P. Williamson, N. Acerbi, M. L. Clarke and P. A. Wright, *Catal. Sci. Technol.*, 2013, **3**, 606–617.
- 69 A. Bruix, Y. Lykhach, I. Matolinova, A. Neitzel, T. Skala, N. Tsud, M. Vorokhta, V. Stetsovych, K. Sevcikova, J. Myslivecek, R. Fiala, M. Vaclavu, K. C. Prince, S. Bruyere, V. Potin, F. Illas, V. Matolin, J. Libuda and K. M. Neyman, *Angew. Chem., Int. Ed.*, 2014, **53**, 10525–10530.
- 70 Q. Fu, H. Saltsburg and M. Flytzani-Stephanopoulos, *Science*, 2003, **301**, 935–938.
- 71 J. M. Thomas, *Angew. Chem., Int. Ed.*, 2011, **50**, 49–50.
- 72 Y. Zhai, D. Pierre, R. Si, W. Deng, P. Ferrin, A. U. Nilekar, G. Peng, J. A. Herron, D. C. Bell, H. Saltsburg, M. Mavrikakis and M. Flytzani-Stephanopoulos, *Science*, 2010, **329**, 1633–1636.
- 73 J. Lin, A. Wang, B. Qiao, X. Liu, X. Yang, X. Wang, J. Liang, J. Li, J. Liu and T. Zhang, *J. Am. Chem. Soc.*, 2013, **135**, 15314–15317.
- 74 X. Yang, A. Wang, B. Qiao, J. Li, J. Liu and T. Zhang, *Acc. Chem. Res.*, 2013, **46**, 1740–1748.
- 75 H. Wei, X. Liu, A. Wang, L. Zhang, B. Qiao, X. Yang, Y. Huang, S. Miao, J. Liu and T. Zhang, *Nat. Commun.*, 2014, **5**, 5634.
- 76 G. X. Pei, X. Y. Liu, A. Wang, A. F. Lee, M. A. Isaacs, L. Li, X. Pan, X. Yang, X. Wang, Z. Tai, K. Wilson and T. Zhang, *ACS Catal.*, 2015, **5**, 3717–3725.
- 77 M. Flytzani-Stephanopoulos, *Acc. Chem. Res.*, 2014, **47**, 783–792.
- 78 F. R. Lucci, J. Liu, M. D. Marcinkowski, M. Yang, L. F. Allard, M. Flytzani-Stephanopoulos and E. C. H. Sykes, *Nat. Commun.*, 2015, **6**, 8550 and references therein.
- 79 P. Serna, M. Boronat and A. Corma, *Top. Catal.*, 2011, **54**, 439–446.
- 80 Q. Fu, W. Deng, H. Saltsburg and M. Flytzani-Stephanopoulos, *Appl. Catal., B*, 2005, **56**, 57–68.
- 81 M. Yang, J. Liu, S. Lee, B. Zugic, J. Huang, L. F. Allard and M. Flytzani-Stephanopoulos, *J. Am. Chem. Soc.*, 2015, **137**, 3470–3473 and references therein.
- 82 M. Yang, S. Liu, Y. Wang, J. A. Herron, Y. Xu, L. F. Allard, S. Lee, J. Huang, M. Mavrikakis and M. Flytzani-Stephanopoulos, *Science*, 2014, **346**, 1498–1501.
- 83 G. Kyriakou, M. B. Boucher, A. D. Jewell, E. A. Lewis, T. J. Lawton, A. E. Baber, H. L. Tierney, M. Flytzani-Stephanopoulos and E. C. H. Sykes, *Science*, 2012, **335**, 1209–1212.
- 84 G. Vilé, D. Albani, M. Nachtegaal, Z. Chen, D. Dontsova, M. Antonietti, N. López and J. Perez-Ramírez, *Angew. Chem., Int. Ed.*, 2015, **54**, 11265–11269.
- 85 J. M. Thomas, *Nature*, 2015, **525**, 325–326.
- 86 J. M. Thomas, R. Raja and D. W. Lewis, *Angew. Chem., Int. Ed.*, 2005, **44**, 6456–6482.
- 87 J. M. Thomas, *Phys. Chem. Chem. Phys.*, 2014, **16**, 7647–7661.
- 88 J. M. Thomas, R. Raja, G. Sankar and R. G. Bell, *Nature*, 1999, **398**, 227–230.
- 89 R. Raja, G. Sankar and J. M. Thomas, *Angew. Chem., Int. Ed.*, 2000, **39**, 2313–2316.
- 90 J. M. Thomas, R. Raja, G. Sankar and R. G. Bell, *Acc. Chem. Res.*, 2001, **34**, 191–200.
- 91 M. Dugal, G. Sankar, R. Raja and J. M. Thomas, *Angew. Chem., Int. Ed.*, 2000, **39**, 2310–2313.
- 92 L. Gomez-Hortiguera, F. Cora, G. Sankar, C. M. Zicovich-Wilson and C. R. A. Catlow, *Chem. – Eur. J.*, 2010, **16**, 13638–13645.
- 93 G. Bellussi, A. Carati, M. G. Clerici, G. Maddinelli and R. Millini, *J. Catal.*, 1992, **133**, 220–230.
- 94 N. Linares, A. M. Silvestre-Albero, E. Serrano, J. Silvestre-Albero and J. Garcia-Martinez, *Chem. Soc. Rev.*, 2014, **43**, 7681–7717.



- 95 M. Milina, S. Mitchell, P. Crivelli, D. Cooke and J. Perez-Ramirez, *Nat. Commun.*, 2014, **5**, 3922.
- 96 H. Furukawa, K. E. Cordova, M. O'Keeffe and O. M. Yaghi, *Science*, 2013, **341**, 123044.
- 97 M. Kanniche, R. Gros-Bonnivard, P. Jaud, J. Valle-Marcos, J.-M. Amann and C. Bouallou, *Appl. Therm. Eng.*, 2010, **30**, 53–62.
- 98 L. J. Murray, M. Dinca, J. Yano, S. Chavan, S. Bordiga, C. M. Brown and J. R. Long, *J. Am. Chem. Soc.*, 2010, **132**, 7856–7857.
- 99 E. D. Bloch, L. J. Murray, W. L. Queen, S. Chavan, S. N. Maximoff, J. P. Bigi, R. Krishna, V. K. Peterson, F. Grandjean, G. J. Long, B. Smit, S. Bordiga, C. M. Brown and J. R. Long, *J. Am. Chem. Soc.*, 2011, **133**, 14814–14822.
- 100 K. D. M. Harris and J. M. Thomas, *ChemCatChem*, 2009, **1**, 223–231.
- 101 J. S. Seo, D. Whang, H. Lee, S. I. Jun, J. Oh, Y. J. Jeon and K. Kim, *Nature*, 2000, **404**, 982–986.
- 102 L. Ma, C. Abney and W. Lin, *Chem. Soc. Rev.*, 2009, **38**, 1248–1256.
- 103 Z.-X. Xu, Y.-X. Tan, H.-R. Fu, J. Liu and J. Zhang, *Inorg. Chem.*, 2014, **53**, 12199–12204.
- 104 K. Mo, Y. Yang and Y. Cui, *J. Am. Chem. Soc.*, 2014, **136**, 1746–1749.
- 105 N. V. Maksimchuk, O. V. Zalomaeva, I. Y. Skobelev, K. A. Kovalenko, V. P. Fedin and O. A. Kholdeeva, *Proc. R. Soc. A*, 2012, **468**, 2017–2034, and references therein.
- 106 D. A. Evans and J. Wu, *J. Am. Chem. Soc.*, 2005, **127**, 8006–8007.
- 107 S.-O. Lee, R. Raja, K. D. M. Harris, J. M. Thomas, B. F. G. Johnson and G. Sankar, *Angew. Chem., Int. Ed.*, 2003, **42**, 1520–1523.
- 108 J. M. Thomas, R. Raja and B. F. G. Johnson, *Chem. – Eur. J.*, 2001, **7**, 2973–2978.
- 109 J. H. Sinfelt, *Bimetallic Catalysts*, Exxon Publication, 1980.
- 110 M. Haruta, *Faraday Discuss.*, 2011, **152**, 11–32.
- 111 M. Valden, X. Lai and D. W. Goodman, *Science*, 1998, **281**, 1647–1650.
- 112 M. D. Hughes, Y.-J. Xu, P. Jenkins, P. McMorn, P. Landon, D. I. Enache, A. F. Carley, G. A. Attard, G. J. Hutchings, F. King, E. H. Stitt, P. Johnston, K. Griffin and C. J. Kiely, *Nature*, 2005, **437**, 1132–1135.
- 113 J. M. Thomas, B. F. G. Johnson, R. Raja, G. Sankar and P. A. Midgley, *Acc. Chem. Res.*, 2003, **36**, 20–30.
- 114 J. M. Thomas, *J. Chem. Phys.*, 2008, **128**, 182502.
- 115 E. C. Tyo and S. Vajda, *Nat. Nanotechnol.*, 2015, **10**, 577–588, and references therein.
- 116 J. M. Thomas, R. Raja, B. F. G. Johnson, S. Hermans, M. D. Jones and T. Khimiyak, *Ind. Eng. Chem. Res.*, 2003, **42**, 1563–1570.
- 117 R. Leary, P. A. Midgley and J. M. Thomas, *Acc. Chem. Res.*, 2012, **45**, 1782–1791.
- 118 J. M. Thomas, R. Raja, B. F. G. Johnson, T. J. O'Connell, G. Sankar and T. Khimiyak, *Chem. Commun.*, 2003, 1126–1127. See also editor's choice in *Science*, 2003, **300**, 867.
- 119 J. D. Keasling, *Science*, 2010, **330**, 1355–1358.
- 120 M. E. Davis, *Top. Catal.*, 2015, **58**, 405–409.
- 121 M. Oratov and M. E. Davis, *Proc. Natl. Acad. Sci. U. S. A.*, 2015, **112**, 11777–11782.
- 122 L. A. Williams, N. Guo, A. Motta, M. Delferro, I. L. Fragalà, J. T. Miller and T. J. Marks, *Proc. Natl. Acad. Sci. U. S. A.*, 2013, **110**, 413–418.
- 123 A. Chakrabarti and I. E. Wachs, *Catal. Lett.*, 2015, **145**, 985.
- 124 A. Zecchina and E. Groppo, *Proc. R. Soc. A*, 2012, **468**, 2087–2098.
- 125 J. Wurm and J. Entwhistle, *Ingenia*, 2015, **64**, 30.
- 126 J. M. Thomas, *Energy Environ. Sci.*, 2014, **7**, 19–20.
- 127 P. C. K. Vesborg and T. F. Jaramillo, *RSC Adv.*, 2012, **2**, 7933–7947.
- 128 E. Kemppainen, A. Bodin, B. Sebok, T. Pedersen, B. Seger, B. Mei, D. Bae, P. C. K. Vesborg, J. Halme, O. Hansen, P. D. Lund and I. Chorkendorff, *Energy Environ. Sci.*, 2015, **8**, 2991–2999.
- 129 L. B. Hoch, T. E. Wood, P. G. O'Brien, K. Liao, L. M. Reyes, C. A. Mims and G. A. Ozin, *Adv. Sci.*, 2014, **1**, 1400013.
- 130 G. A. Ozin, *Adv. Mater.*, 2015, **27**, 1957–1963.
- 131 M. R. Singh and A. T. Bell, *Energy Environ. Sci.*, 2016, **9**, 193–199.
- 132 M. R. Singh, E. L. Clark and A. T. Bell, *Proc. Natl. Acad. Sci. U. S. A.*, 2015, **112**, E6111–E6118.
- 133 D. Luo, Z. Hu, D. G. Choi, V. M. Thomas, M. J. Realff and R. R. Chance, *Environ. Sci. Technol.*, 2010, **44**, 8670–8677.
- 134 T. Xiao, T. Shirvani, O. Inderwildi, S. Gonzalez-Cortes, H. AlMegren, D. King and P. P. Edwards, *Top. Catal.*, 2015, **58**, 682–695.
- 135 N. Luo, F. Cao, X. Zhao, T. Xiao and D. Fang, *Fuel*, 2007, **86**, 1727–1736.
- 136 B. Liu, L. France, C. Wu, Z. Jiang, V. L. Kuznetsov, H. A. Al-Megren, M. Al-Kinany, S. A. Aldrees, T. Xiao and P. P. Edwards, *Chem. Sci.*, 2015, **6**, 5152–5163.
- 137 J. A. Herron, J. Kim, A. A. Upadhye, G. W. Huber and C. T. Maravelias, *Energy Environ. Sci.*, 2015, **8**, 126–157.
- 138 See the data and discussion presented in the following: <http://climateparis.org/COP21>.
- 139 From BP and the US Energy Information Administration, quoted in The Independent newspaper, London, 4 August 2015, p. 22.
- 140 See: [brightsourceenergy.com](http://brightsourceenergy.com) and the Solar Power Alliance [www.csp-alliance.org](http://www.csp-alliance.org), 2014.
- 141 See: <http://www.theguardian.com/environment/2015/oct/26/morocco-poised-to-become-a-solar-superpower-with-launch-of-desert-mega-project>.
- 142 M. Saidi, F. Samimi, D. Karimipourfard, T. Nimmanwudipong, B. C. Gates and M. R. Rahimpour, *Energy Environ. Sci.*, 2014, **7**, 103–129.
- 143 V. K. Venkatakrisnan, W. N. Delgass, F. H. Ribeiroa and R. Agrawal, *Green Chem.*, 2015, **17**, 178–183.

